










Savaire

ECONOMICAL DUCTLESS
HEATING AND COOLING



Savaire systems provide a comfortable environment, operating much quieter than a window unit and more energy efficient than a central heating or cooling system. Sleek wall mounted indoor units connect to an outdoor condenser unit, standard with a base pan heater for low temperature climates. Each system comes packed with standard features!



		230V SINGLE-ZONE SYSTEMS		
Indoor		 VSC9H2	 VSC12H2	 VSC18H2
Outdoor		 VOC9H2	 VOC12H2	 VOC18H2

PERFORMANCE				
Compressor Type		T1, Inverter	T1, Inverter	T1, Inverter
Cooling Capacity	BTU/h	9,000	12,000	18,000
Heating Capacity	BTU/h	10,000	13,000	20,000
Min-Max Cooling Capacity Range	BTU/h	4500-10000	5500-13500	6500-19500
Min-Max Heating Capacity Range	BTU/h	4500-10000	5500-13500	6000-21500
SEER	Cooling	16.3	16.7	17.6
HSPF	Heating	9.1	9.0	10.1
Moisture Removal	L/H.r	0.9	1.2	2.0
SOUND				
Indoor Sound Level (S/H/M/L)	dB (A)	39/36/33/26	40/36/33/26	45/43/38/35
Outdoor Sound Level (H)	dB (A)	54	54	56
Airflow Indoor Unit (S/H/M/L)	m3/h	680/580/480/380	700/645/596/469	1005/901/750/580
Airflow Indoor Unit (S/H/M/L)	CFM	407/345/285/226	416/384/355/279	598/536/446/345
ELECTRICAL				
Voltage/ Frequency/ Phase	V	230V~208V/60Hz/1		
Rated Current: Cooling	(A)	3.7	5.0	7.6
Rated Current: Heating	(A)	3.9	5.0	9.0
Current Range: Cooling	(A)	1.3-7.0	1.5-7.5	1.8-12
Current Range: Heating	(A)	1.3-7.0	1.5-7.5	1.8-12
-4°F (-20°C) Heating		Yes	Yes	Yes
5°F (-15°C) Cooling		No	No	No
SIZE & WEIGHT				
Dimensions: W x H x D				
Indoor Unit	in	29 5/16 x 10 5/8 x 8 7/16	32 1/16 x 10 5/8 x 8 7/16	36 x 12 3/8 x 9 5/16
Indoor Unit	mm	745 x 270 x 214	815 x 270 x 214	915 x 315 x 236
Outdoor Unit	in	28 1/8 x 19 x 9 7/16	28 1/8 x 19 x 9 7/16	31 7/8 x 23x11
Outdoor Unit	mm	715 x 482 x 240	715 x 482 x 240	810 x 585 x 280
Net Weight: Indoor Unit	lbs. (Kg)	18.7 (8.5)	19.8 (9)	27.6 (12.5)
Net Weight: Outdoor Unit	lbs. (Kg)	55.1 (25)	59.5 (27)	86 (39)
ADDITIONAL DATA				
Removable and Washable Panel		Yes	Yes	Yes
Chassis Electric Heater Function		Yes	Yes	Yes
Refrigerant		R410A	R410A	R410A



PERSONALIZED CLIMATE

Cool or heat only the areas you want. Don't waste energy on rooms that are not occupied.













ECONOMICAL COMFORT

Lower your utility bills. Savaire's efficient line of heating and cooling systems will save you money on your energy expenses.

STANDARD FEATURES

- LED Display on Front Panel
- LED Dimmer
- 5 Indoor Fan Speeds
- LCD Wireless Backlit Remote Control
- "I feel" Setting - uses sensor in remote, not wall unit. Set temp depends on where the remote is.
- Smart Function - The unit chooses 1 of 4 run modes depending on room temperature.
- Super Mode - In cooling mode, the unit will operate for 15 minutes at high speed with a set temp of 60.8°F.
- Auto Restart
- Auto Defrost
- Quiet Mode
- 24 Hour Timer
- Louver Position Memory
- Horizontal Auto Swing Louver



230V SINGLE-ZONE SYSTEMS			115V SINGLE-ZONE SYSTEMS	
				
VSC24H2	VSC30H2	VSC36H2	VSC9H1	VSC12H1
				
VOC24H2	VOC30H2	VOC36H2	VOC9H1	VOC12H1
T1, Inverter	T1, Inverter	T1, Inverter	T1, Inverter	T1, Inverter
24,000	30,000	36,000	9,000	12,000
24,500	31,000	33,500	9,500	13,000
8000-26500	11500-33500	12000-36500	1200-10000	2500-13500
8000-26500	11500-33500	12000-36500	1200-10000	2500-14500
17.6	18.8	17.6	19.3	17.9
9.8	12.3	9.6	10.50	9.35
2.4	3	3.2	0.9	1.2
48/45/40/36	50/45/40/38	50/45/40/38	39/36/33/26	40/36/33/26
58	60	60	53	54
1080/980/820/650	1880/1435/1200/1000	1880/1435/1200/1000	680/580/480/380	700/645/596/469
643/583/488/387	1119/854/7714/595	1119/854/7714/595	407/345/285/226	416/384/355/279
230V~208V/60Hz/1			115V/60Hz/1	
10.5	12.8	14.8	7.4	10.8
10.4	12.0	13.8	7.4	10.8
2.0-13	2.3-15	2.5-17	2.0-12	2.5-15
2.0-13	2.3-15	2.5-17	2.0-12	2.5-15
Yes	Yes	Yes	Yes	Yes
No	Yes	Yes	Yes	Yes
42 3/4 x 12 3/8 x 9 5/16	50 3/8 x 14 3/16 x 10 1/4	50 3/8 x 14 3/16 x 10 1/4	29 5/16 x 10 5/8 x 8 7/16	32 1/16 x 10 5/8 x 8 7/16
1085 x 315 x 236	1280 x 360 x 260	1280 x 360 x 260	745 x 270 x 214	815 x 270 x 214
33 7/8 x 25 9/16 x 12 3/16	34 7/8 x 31 5/16 x 14 3/8	34 7/8 x 31 5/16 x 14 3/8	28 1/8 x 19 x 9 7/16	28 1/8 x 19 x 9 7/16
860 x 650 x 310	885 x 795 x 366	885 x 795 x 366	715 x 482 x 240	715 x 482 x 240
30.9 (14)	39.7 (18)	39.7 (18)	18.7 (8.5)	19.8 (9)
110.2 (50)	128 (58)	132.3 (60)	62.8 (28.5)	65 (29.5)
Yes	Yes	Yes	Yes	Yes
Yes	Yes	Yes	Yes	Yes
R410A	R410A	R410A	R410A	R410A



SMART CONTROL

Convenience features! Savaire systems come standard with a backlit wireless remote control, LED temperature display with dimmer, 24-hour timer, quiet mode, louver position memory and much more!



QUIET OPERATION

You'll barely know it's running. Savaire systems are so quiet, you won't be disturbed by their operation.

SAVAIRE—

Economical for your home, your budget and the environment!




Savaire

(888) 201-6062
sales@savairecomfort.com
www.savairecomfort.com