

**RIDGID**<sup>®</sup>



# RIDGE TOOL COMPANY

## Contents

About Ridge Tool – 0.3

Warranty – 0.5

Alphabetical Index – 15.1

Model Number Index – 15.3

Catalog Number Index – 15.6

Terms & Conditions – 15.14

## New Products

Foam Core Cutters  
see page 3.21



SeeSnake Compact2  
Camera Reel  
see page 12.10



600i/690i Power  
Drive Threaders  
see page 4.13-14



SeeSnake CS6  
Digital Recording  
Monitor  
see page 12.18



RP200 Battery  
Press Tool  
see page 10.4



LM-400 Laser  
Distance Meter  
see page 12.25



RP340 Battery/  
Corded Press Tool  
see page 10.6



SR-24 Line Locator  
w/Bluetooth® & GPS  
see page 12.31



RE 6 Electrical  
Tool (Cut, Crimp &  
Punch)  
see page 11.3



K-1 Combo Auger  
see page  
13.6



SeeSnake® Mini  
Self-Leveling  
see page 12.6



Sewage Pump  
System with  
AdvanTEXT™  
see page  
13.48



Wrenches | 1.1 – 1.9

Pipe Vises & Supports | 2.1 – 2.5

Pipe/Tube Cutting & Preparation | 3.1 – 3.22

Threading | 4.1 – 4.31

Roll Grooving | 5.1 – 5.8

Cutting & Drilling | 6.1 – 6.9

General Purpose Hand Tools | 7.1 – 7.12

Bending & Forming | 8.1 – 8.8

Tube Repair & Joining | 9.1 – 9.5



Pressing | 10.1 – 10.13

Electrical | 11.1 – 11.9

Digital Inspection & Locating | 12.1 – 12.38

Drain Cleaning | 13.1 – 13.56

Wet/Dry Vacuums | 14.1 – 14.18



# RIDGE TOOL COMPANY

## *We Build Reputations*

*Whether as a one person truck, or a member of a multi-national crew, you have put immeasurable time and effort in building a business of which to be proud. Though individual heart is at the core, it is the customer's perception and visible results that enable success. These are what define a reputation.*

*A positive reputation delivers the calls and the contracts. It is a testament to hard work and business savvy. It builds over time. However, it can break in no time. Call backs and missed deadlines can be critical. This is why RIDGID® promises to deliver:*

- *Confidence that RIDGID products will consistently perform in the harsh demands of the professional's work site.*
- *Efficiency which results in faster work, more jobs and improved profits.*
- *Industry Innovations to help our customers create new services and income sources.*

*Maximizing uptime, through both tools and information, is how RIDGID strives to give you a competitive advantage. Whether a seasoned veteran or just starting out, RIDGID tools and services help you build what matters most – your good name.*

*As a group, we take pride in knowing our individual efforts serve the greater good. From potable water to a reliable infrastructure, it takes all of us working together to keep this world in action. For ourselves, for our businesses, and for the industry...*

## *We Build Reputations*

Why do so many professionals choose RIDGID tools? The answer is simple...trust. Millions of RIDGID tools go to work every day in plants, on construction sites and in countless other harsh environments.

These tools operate in extremes of heat and cold, withstand dirt and mud, and perform reliably day in and day out. RIDGID tools are known the world over as industry-leading products that allow professionals like you to complete jobs more quickly and reliably.



One of the design parameters for developing RIDGID tools is efficient operation. We engineer ease-of-use into every product. And, we include innovative features to ensure that our tools and machines get jobs done as quickly as possible without compromising quality.

Developing and manufacturing innovative products to meet the ever-changing demands of your job are a continuous process at Ridge Tool. Not only do our evolving technologies help you solve today's problems, they are designed to address your future needs as well.

As a dependable partner for working professionals, we listen to your needs and encourage your feedback. We then use that information to provide you with the tools, equipment and support you've asked for.

The intuitive nature of our products helps you reduce your labor costs. For example, our line of pipe and drain locating equipment is designed for high performance, yet simple operation. With RIDGID, you spend less time training your employees and more time driving your business.

Even though selling tools is our business, we help you rely on fewer tools to get jobs done. Efficient operation means more jobs, higher revenues and increased customer satisfaction. We are committed to introducing new ways to help you grow your business and prosper.



Commercial & Residential Solutions

Ridge Tool Company, a subsidiary of Emerson, is part of Emerson Commercial and Residential Solutions™. Emerson (NYSE: EMR) has more than 60 divisions that operate approximately 230 manufacturing locations worldwide with over 132,000 employees and markets products in over 150 countries.

**Emerson Network Power™** – reliable power, precision environmental and connectivity solutions for today's telecommunications and data network infrastructure.

**Emerson Process Management™** – total process industry intelligent field devices, performance software and consulting and engineering expertise.



# Our People Make the Difference

The talented, committed employees of Ridge Tool share the common vision of making our company the best. Together, we strive for the best in quality, product innovations, technical support and customer service.

Throughout the world, our local teams of RIDGID customer service personnel provide the friendly, knowledgeable support that you need to keep working. This support helps you select, obtain and use the proper tools to get jobs done right.

Our training centers are available to help you get maximum productivity and service life from our products. We offer you custom, hands-on training by expert instructors.

In addition, our international network of RIDGID distribution centers ensures that you get the products you want, when and where you want them. These centers feature the latest in supply chain logistic technologies so that our product stocking levels meet your delivery demands.



# Global Support

Local teams of customer service personnel around the world provide the support our end users and distributors need to keep them working. Friendly, knowledgeable and courteous support help them select, obtain and use the right tools to get the job done right as quickly as possible.

They also choose us for our international network of factory and independently owned, authorized service centers. Local support helps our customers get the maximum service life from their tools and equipment.

To learn more about Ridge Tool and its industry leading products visit [www.ridgid.com](http://www.ridgid.com) or contact one of the numbers below.

**Inside the United States:**

- Schedule a Product Demonstration: 1.800.769.7743
- Contact Customer Service: 1.888.743.4333
- Contact Technical Service: 1.800.519.3456

**Outside the United States:**

- Contact: +1.440.323.5581

Global Locations	Manufacturing	Warehousing	Sales & Support
<b>United States</b>			
Elyria, Ohio	•	•	•
Cambridge, Ohio	•	•	•
Erie, Pennsylvania	•	•	•
Orange, Virginia	•	•	
<b>Europe</b>			
Cluj, Romania	•		•
Leuven, Belgium		•	•
Gevelsberg, Germany	•		•
Sissach, Switzerland	•	•	•
<b>Australia</b>			
Campbellfield, Victoria		•	•
<b>Asia</b>			
Kangawa Pref., Japan		•	•
Shanghai, China	•	•	•
<b>South America</b>			
Guarulhos SP, Brazil		•	•
<b>Latin America</b>			
Mexico City, Mexico		•	•

**Emerson Climate Technologies™** – heating, ventilating, air conditioning and refrigeration technologies and systems for residential, industrial and commercial applications.

**Emerson Commercial & Residential Solutions™** – a broad range of tools and equipment for professional trades and do-it-yourselfers throughout the world.

**Emerson Industrial Automation™** – motion control systems and components; plastics joining and precision cleaning equipment and materials testing equipment and supplies.

## Invest in RIDGID® Tools and We Protect Your Investment



### What Is Covered

RIDGID tools are warranted to be free of defects in workmanship and material.

### How Long Coverage Lasts

This warranty lasts for the lifetime of the RIDGID tool. Warranty coverage ends when the product becomes unusable for reasons other than defects in workmanship or material.

### How You Can Get Service

To obtain the benefit of this warranty, deliver via prepaid transportation the complete product to Ridge Tool Company, Elyria, Ohio, or any RIDGID Independent Service Center. Pipe wrenches and other hand tools should be returned to the place of purchase.

### What We Will Do To Correct Problems

Warranted products will be repaired or replaced, at the option of Ridge Tool, and returned at no charge; or, if after three attempts to repair or replace during the warranty period the product is still defective, you can elect to receive a full refund of your purchase price.

### What Is Not Covered

Failures due to misuse, abuse or normal wear and tear are not covered by this warranty. Ridge Tool shall not be responsible for any incidental or consequential damages.

### How Local Law Relates To The Warranty

Some states do not allow the exclusion or limitation of incidental or consequential damages, so the above limitation or exclusion may not apply to you. This warranty gives you specific rights, and you may also have other rights, which vary, from state to state, province to province, or country to country.

### No Other Express Warranty Applies

This Full Lifetime Warranty is the sole and exclusive warranty for RIDGID products. No employee, agent, dealer, or other person is authorized to alter this warranty or make any other warranty on behalf of the Ridge Tool Company.

### Executing the RIDGID Lifetime Warranty

Ridge Tool Company offers a comprehensive lifetime warranty to support products purchased under the RIDGID Brand, excluding licensed goods.

RIDGID branded products are built with reliability, dependability and durability and are covered by a Full Lifetime Warranty against defects in materials or workmanship.

In the event that you have a problem with your RIDGID product due to a defect in materials or poor workmanship, we will attempt to remedy the problem in accordance with our printed warranty policy in a timely manner. For warranty information on RIDGID licensed goods, visit [www.RIDGID.com](http://www.RIDGID.com).

### Normal Wear and Tear

Commonly, our tools are used on job sites in the most demanding applications and environments. Under these conditions and over time, the RIDGID product may experience normal wear and tear and require service. While normal wear and tear is not considered a "defect" and is not covered by the RIDGID Lifetime Warranty, it is our goal to get your tool back in service as soon as possible. To help expedite this service, Ridge Tool offers a complete assortment of service parts and a network of RIDGID Independent Service Centers to meet your service needs. Technicians throughout our Service Center Network are Factory Trained to provide quality repair service as well as accurate determination and execution of RIDGID warranty if required. For a complete list of RIDGID Independent Service Centers visit [www.RIDGID.com](http://www.RIDGID.com).

### Defects in Materials and Workmanship

It is our experience that a product that fails prematurely due to a manufacturing defect in materials or workmanship, will generally do so very early in the product's life cycle, often the first or second time the product is used. When returned for inspection, these products are generally found to be in "like new" condition and show very little signs of use. It is uncommon for a product that was manufactured with a defect, to survive under normal use for any extended period of time. Products that are returned for warranty inspection after months or years of continuous reliable service are rarely found to be defective. The most common demand for service is the result of normal wear and tear issues, which are not considered to be a defect in materials or workmanship.

• **1923** Ridge Tool Company founded with the introduction of the RIDGID pipe wrench.

• **1940** Ridge Tool introduces power threading machines.

• **1943** Ridge Tool Company establishes its headquarters in Elyria, Ohio USA.

• **1946** Ridge Tool begins exporting products to help rebuild Europe.

# Complete Product and Service Support Online 24/7

Sometimes, a RIDGID® tool or a piece of equipment, will need to be repaired or serviced. When that time comes, you have three options for getting your tools back to work fast and performing like new:

**The RIDGID Independent Service Center Network:** For optimum service of your RIDGID tools and equipment, there is no better choice than a RIDGID Service Center. To locate the service center near you, go to RIDGID.com. Under the Support selection, choose Service Centers and Repair.

*We make repairs and service convenient.*

**Do-it-Yourself:** Ridge Tool offers you 24/7 access to genuine RIDGID replacement parts at [www.ridgidparts.com](http://www.ridgidparts.com).

RIDGID products are designed and built to the highest quality standards to perform specific tasks with optimum and lasting efficiency. Tool components are made to complement each other to form an ideally functioning “system”. To preserve the high standards of performance you expect from RIDGID tools, it is important to make sure you use trademarked RIDGID replacement parts.

Look for, and insist on, the “Genuine RIDGID Replacement Parts” label on all of the parts you buy. It is your best assurance of performance, efficiency and long service life.

*These are the values that built our reputation.*

**Use the RIDGID Factory Service Center:** For Customers in the USA who need fast service, contact the Ridge Tool Factory Service Center in advance when you are sending an item in for repairs. Just complete our “Request Tool Repair” online form at <https://www.ridgid.com/us/en/tool-repair-form>. Your completed email form alerts our service staff that your tool is on its way. Then print out the form and include it with the tool being shipped to the Factory Service Center.

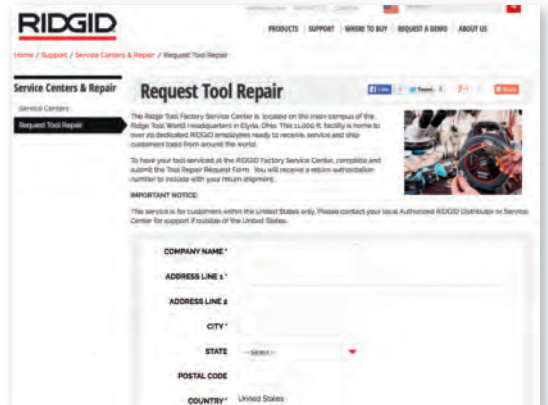
*Easy and smart.*

## Distributor 24x7 Service On Demand

RIDGID distributors have access to a comprehensive knowledgebase to get answers to a wealth of product application and service questions – 24 hours a day, 7 days a week. Here are just of the the many things you can do.

- Create a parts order with complete information with just a few taps of the keyboard.
- Use online warranty claims processing and assistance with executing the RIDGID warranty.
- Create and store repair quotes.
- FAQs: Tips and Tricks, Service Notes and more are included to provide fast answers to commonly asked questions.

*At Ridge Tool, we make it easy.*



• **1964** A new sales and manufacturing facility opens in St. Truiden, Belgium.

• **1966** Ridge Tool becomes part of Emerson Professional Tools™.

• **1967** The Kollmann line of drain cleaning and diagnostic tools becomes part of Ridge Tool.

• **1972** A new sales and manufacturing facility opens in Sao Paulo, Brazil.

# RIDGE TOOL COMPANY

## Quality Management Systems

Ridge Tool manufacturing facilities listed below are certified to BS EN ISO 9001-2000 Quality Management System Standards by an accredited Registrar.

Manufacturing Plant	Accredited Registrar
Elyria, Ohio	BSI
Erie, Pennsylvania	BSI
Orange, Virginia	BVQI

## Distributor Support

Rely on your RIDGID® Distributor for our complete line of tools, parts, service and information. Your RIDGID Distributor:

- Keeps you competitive with the latest products for your industry.
- Guarantees your purchasing power by buying from hundreds of suppliers.
- Helps you get back in business fast when you need parts or service.
- Manages traffic so you get the goods on time and at the least cost.
- Warehouses products for you, saving capital, insurance and overhead.
- Brings technical aid to your staff to solve your problems.
- Simplifies your record-keeping with one billing for all your tool needs.

## Parts and Repair Parts Catalogs

Catalogs illustrating parts for hand tools, machines and drain cleaning products are available upon request and cover all tools listed in this catalog. For ordering the exact parts needed, be sure to order by the catalog numbers that appear in the parts catalogs, as well as any other data that will help us avoid errors in filling the order.

Estimates on repairs and prices on repair parts will be furnished upon receipt of the tool or machine at our factory, or at a RIDGID Independent Authorized Service Center. Return all tools and machines freight prepaid.

### Please Note

Engineering advances may cause changes to information shown in this catalog. Please contact your RIDGID distributor for current information.

Do not use RIDGID tools and equipment for any other purpose beyond those they are intended for. Always follow any instructions and warnings provided with RIDGID tools and equipment.



ISO 9001  
FM 65410  
Elyria, Ohio



ISO 9001  
FM 68317  
Erie, Pennsylvania



ISO 9001  
Orange, Virginia / US 09000465



• **1991** Ridge Tool establishes European headquarters and central distribution facility in Leuven, Belgium.

• **1996** Ridge Tool acquires Peddinghaus of Gevelsberg, Germany.

• **2002** Ridge Tool acquires Von Arx of Sissach, Switzerland.



## Ridge Tool U.S. Patents\*

K-60SP Drain Cleaner	5,657,505	K-400	8,060,968
K-40 Drain Cleaner	6,009,588; 6,243,905; 6,412,136	Press Snap	8,225,511
226 Soil Pipe Cutter	6,141,876	Faucet & Sink Installer (Basin Nut Wrench)	D560,986
Power Spin	6,158,076	K-400	D579,612
Roll Groover	6,272,895; 6,591,652	Drain Cleaning	D570,558; D582,108; D595,911
K-380 Drum Machine	6,360,397	Pipe Cutter	D626,812; D660,116
117/118 Tubing Cutter	6,393,700; D485,150	K-45	D629271
One Stop Wrench	6,523,440; D462,245	Pipe Vises	8,601,855; D657933; D645319; D645320; D645321; D645322; D645323; D645324; D645325; D645326; D645327
915 Roll Groover	6,591,652	Locators	8,515,702; D699604
920 Roll Groover	6,688,150; 6,708,545	Pressing	5,611,228; 6,244,085; 6,434,998; 6,510,719; 6,510,723; 6,662,621; 6,694,586; 6,729,009; 7,000,448; 7,036,806; 7,124,608; 7,146,839; 7,155,955; 7,260,975; 7,421,871; 7,578,159; 7,634,859; 7,665,343; 7,979,980; 8,151,703; 8,276,429; 8,316,685; 8,418,520; 8,590,352; 8,613,642; D562,098; D593,828; D598,259
RapidGrip Pipe Wrench	6,742,419; 7,044,030; D474,380		
418 Oiler	7,090,054; D498,487		
Auto Spin	7,478,451; D509,929		
425 Work Stand	7,537,186		
Drain Cleaning	7,685,669; 8,046,862; 8,176,593, 8,413,347		
Tube Cutter	7,716,840		
Pipe Cutter	7,743,509		
Inspection	7,889,980; D567,123; D573,042; D578,906; D573,903; D668,566; D668,567; D668,568		

## Ridge Tool U.S. Trademarks\*

### Registered Marks ®

4PIN  
 AUTOFEED  
 Chevron Design  
 CHEVRON Design  
 E3 (Stylized and/or with Design)  
 JOBMAX  
 KWIK-SPIN  
 MAXCORE  
 MICRO CG-100  
 MICRODRAIN  
 microEXPLORER  
 MS-UV & Design  
 NAVITRACK  
 NAVITRACK SCOUT  
 OIL LESS GOLD  
 PEX Design  
 POWER SPIN  
 POWERFUL. DURABLE. PROFESSIONAL.  
 PRESS SNAP  
 PRESSING TECHNOLOGY  
 QCS (QUICKCHANGE SYSTEM)

RAPIDGRIP  
 RAPRENCH  
 REPEAT-A-CUT  
 RIDG-BACK  
 RIDGE  
 RIDGE TOOL  
 RIDGID  
 RIDGID TOOL  
 RIDGID TOOLS  
 RIDGID (Stylized) (D & G Adjacent With Solid Bar)  
 RIDGID (Stylized) (D & G Adjacent)  
 RIDGID (Stylized) (D & G Adjacent) & Red Bar  
 RIDGID (Stylized) (D & G Interlocked)  
 RIDGID (Stylized) (D & G Interlocked) &  
 Wrench Design  
 RIDGID AIR MOVER (Stylized)  
 RIDGIDCONNECT  
 RIDGID KOLLMANN & Design  
 RIDGIDCONNECT  
 RIDGID CROSSCHEK  
 RIDGID QUICKCHANGE SYSTEM  
 RIDGID PEDDINGHAUS

RIDGID PRESSING TECHNOLOGY  
 RIDGIDSKETCH  
 RIKO  
 RITCO  
 ROOT RANGER  
 ROSCA CORTE  
 SCOUT  
 SEE IT. FIND IT. FIX IT.  
 SEE IT. FIND IT. SOLVE IT.  
 SOF-TOUCH  
 STRONGER. FASTER. LONGER LIFE.  
 THE RIDGE TOOL COMPANY  
 TRIBENDER  
 TRISTAND  
 U (Stylized)  
 UNIVERSAL GOLD  
 WARRANTY MEDALLION Design (Shaded)  
 WARRANTY MEDALLION Design (Unshaded)  
 WE BUILD REPUTATIONS  
 X-CEL

• **TODAY** Ridge Tool has manufacturing facilities in the USA, Europe and Asia • Ridge Tool products are available in more than 150 countries around the world through a network of leading distributors • Ridge Tool offers more than 300 types of tools and machines in over 4,000 models and sizes.

\*Current at time of print.



# WRENCHES

RIDGID® Pipe Wrenches are world-renowned for their unsurpassed toughness and serviceability. The original heavy-duty pipe wrench, pictured below, has earned the confidence of pipe professionals for over 80 years because it does the job right the first time, every time. RIDGID Pipe Wrenches are also available in a wide variety of purpose-built configurations, and are available with cast aluminum handles that offer an average 40% weight reduction.

## Anatomy of a Legend

Full floating forged hook jaw for fast ratcheting action.



Graduations on hook jaw show approximate size of opening for different pipe sizes.

Knurled adjustment nut for easy one-handed operation.



Extra large self-cleaning threads.

Wide gripping surface for increased comfort.



Replaceable, twice hardened alloy steel jaws. Precision-milled, biased tooth design maximizes gripping strength and tool life.



Large flange prevents nut from being inadvertently rotated when wrench is set down.

I-Beam handle allows for maximum strength and minimal weight.

Convenient hanging hole for easy storage. Enlarged handle end helps prevent slippage.



RIDGID Lifetime Warranty.

**Proudly manufactured at RIDGID headquarters in Elyria, Ohio, U.S.A.**



## RIDGID® Wrenches

- Time-tested designs.
- Often imitated, never duplicated.
- Efficient designs to improve productivity.
- Innovative to provide new solutions to old problems.

Wrench Type	No. of Models	Nom. Size (in.)	Capacity (in.)	Page
<b>Heavy-Duty Straight Pipe Wrenches</b>				
Straight Pipe	10	6 - 60	¾ - 8	1.2
Aluminum Straight	7	10 - 48	1½ - 6	1.2
<b>RapidGrip® Wrenches</b>				
Heavy-Duty RapidGrip	2	10 - 14	1½ - 2	1.2
Aluminum RapidGrip	2	10 - 14	2 - 3	1.3
<b>End Pipe Wrenches</b>				
End Pipe	8	6-36	¾ - 5	1.3
Aluminum End Pipe	4	10-24	1½ - 3	1.3
<b>Raprench®</b>	1	10	1½	1.3
<b>Offset Wrenches</b>				
Heavy-Duty Offset	3	14 - 24	2 - 3	1.4
Aluminum Offset	3	14 - 24	2 - 3	1.4
<b>Hex Wrenches</b>				
<b>Spud</b>	1	12	¾ - 2¾	1.5
<b>Chain</b>	5	–	2 - 4½	1.5
<b>Compound Leverage</b>				
<b>Chain Tong</b> s	6	–	¼ - 18	1.6
<b>Strap</b>	8	–	2 - 5	1.6
<b>Adjustable</b>	8	6 - 24	¾ - 27/16	1.6
<b>Specific Purpose Wrenches</b>				
Basin	3	10 - 17	¾ - 2½	1.7
Faucet & Sink Installer	1	10¼	–	1.7
Internal	1	4½	1 - 2	1.8
One Stop	1	–	–	1.8
<b>Wrench Parts</b>	–	–	–	1.9

# WRENCHES

## Heavy-Duty Straight Pipe Wrenches



### Straight Pipe Wrenches

- Straight Pipe Wrenches have a sturdy, cast-iron housing and I-beam handle with full floating forged hook jaw, featuring self cleaning threads with replaceable hook and heel jaws.
- Heavy-duty pipe wrenches comply with federal specifications GGG-W65IE, Type II, Class A.

Catalog No.	Model No.	Description	Nom. Size		Pipe Capacity		Weight		Std. Pack
			in.	mm	in.	mm	lb.	kg	
31000	6	Heavy-Duty Straight Pipe Wrench	6	150	3/4	20	1/2	0.2	6
31005	8	Heavy-Duty Straight Pipe Wrench	8	200	1	25	3/4	0.3	6
31010	10	Heavy-Duty Straight Pipe Wrench	10	250	1 1/2	40	1 3/4	0.8	6
31015	12	Heavy-Duty Straight Pipe Wrench	12	300	2	50	2 3/4	1.2	6
31020	14	Heavy-Duty Straight Pipe Wrench	14	350	2	50	3 1/2	1.6	6
31025	18	Heavy-Duty Straight Pipe Wrench	18	450	2 1/2	65	5 3/4	2.6	6
31030	24	Heavy-Duty Straight Pipe Wrench	24	600	3	80	9 3/4	4.4	3
31035	36	Heavy-Duty Straight Pipe Wrench	36	900	5	125	19	8.7	1
31040	48	Heavy-Duty Straight Pipe Wrench	48	1,200	6	150	34 1/4	15.6	1
31045	60	Heavy-Duty Straight Pipe Wrench	60	1,500	8	200	51 1/4	23.3	1

Nom. Size = nominal length of handle

Nom. Pipe Capacity = maximum nominal diameter of steel pipe



### Aluminum Straight Pipe Wrenches

RIDGID® Aluminum Pipe Wrenches provide professional strength in lightweight aluminum. The Aluminum Straight Pipe Wrench offers the same durability and ease-of-use found in all RIDGID heavy-duty wrenches.

Catalog No.	Model No.	Description	Nom. Size		Pipe Capacity		Weight		Std. Pack
			in.	mm	in.	mm	lb.	kg	
31090	810	Aluminum Straight Pipe Wrench	10	250	1 1/2	40	1	0.4	6
47057	812	Aluminum Straight Pipe Wrench	12	300	2	50	2 1/2	1.1	6
31095	814	Aluminum Straight Pipe Wrench	14	350	2	50	2 1/2	1.1	6
31100	818	Aluminum Straight Pipe Wrench	18	450	2 1/2	65	3 3/4	1.7	6
31105	824	Aluminum Straight Pipe Wrench	24	600	3	80	6	2.7	3
31110	836	Aluminum Straight Pipe Wrench	36	900	5	125	11	5.0	1
31115	848	Aluminum Straight Pipe Wrench	48	1,200	6	150	18 1/2	8.4	1

Nom. Size = nominal length of handle

Nom. Pipe Capacity = maximum nominal diameter of steel pipe

## RapidGrip® Pipe Wrenches



### RapidGrip® Wrenches

- Quick one-handed operation makes your jobs move faster.
- The spring-loaded jaw design provides rapid ratcheting action.
- Unique combination heel/hook jaw design aggressively bites the work piece and insures a secure grip.

Catalog No.	Model No.	Description	Nom. Size		Pipe Capacity		Fittings Capacity		Weight		Std. Pack
			in.	mm	in.	mm	in.	mm	lb.	kg	
10348	10	RapidGrip Wrench	10	250	1 1/2	40.0	1	25.0	1.6	0.7	12
10358	14	RapidGrip Wrench	14	350	2	50.0	1 1/2	40.0	3.1	1.4	10

Nom. Size = nominal length of handle

Nom. Pipe Capacity = maximum nominal diameter of steel pipe

Fittings Capacity = maximum nominal diameter of fitting

# RapidGrip® Pipe Wrenches



## Aluminum RapidGrip® Wrenches

- All the great benefits of the heavy-duty RapidGrip wrench. 35% lighter than heavy-duty models.
- Quick one-handed operation makes your jobs move faster.
- The spring-loaded jaw design provides rapid ratcheting action.
- Unique combination heel/hook jaw design aggressively bites the work piece and insures a secure grip.

Catalog No.	Model No.	Description	Nom. Size		Pipe Capacity		Fittings Capacity		Weight		Std. Pack
			in.	mm	in.	mm	in.	mm	lb.	kg	
12693	14	Aluminum RapidGrip Wrench	14	350	2	50	1½	40	2.1	0.9	10
12698	18	Aluminum RapidGrip Wrench	18	450	3	80	2½	65	4.3	1.9	1

Nom. Size = nominal length of handle  
 Nom. Pipe Capacity = maximum nominal diameter of steel pipe  
 Fittings capacity = maximum nominal diameter of fitting

# End Pipe Wrenches



## End Pipe Wrenches

An ideal wrench for pipe work close to a wall, in tight quarters or in closely-spaced parallel lines.

Catalog No.	Model No.	Description	Nom. Size		Pipe Capacity		Weight		Std. Pack
			in.	mm	in.	mm	lb.	kg	
31050	E-6	End Pipe Wrench	6	150	¾	20	½	0.2	6
31055	E-8	End Pipe Wrench	8	200	1	25	¾	0.3	6
31060	E-10	End Pipe Wrench	10	250	1½	40	1¾	0.8	6
31065	E-12	End Pipe Wrench	12	300	2	50	2¾	1.2	6
31070	E-14	End Pipe Wrench	14	350	2	50	3½	1.6	6
31075	E-18	End Pipe Wrench	18	450	2½	65	5¾	2.6	6
31080	E-24	End Pipe Wrench	24	600	3	80	9¾	4.4	6
31085	E-36	End Pipe Wrench	36	900	5	125	19	8.7	1

Nom. Size = nominal length of handle  
 Nom. Pipe Capacity = maximum nominal diameter of steel pipe



## Aluminum End Wrenches

The Aluminum End Wrench is ideal for jobs in tight spaces and over-head applications. Designed for easy access in close parallel lines. 40% lighter than heavy-duty wrenches.

Catalog No.	Model No.	Description	Nom. Size		Pipe Capacity		Weight		Std. Pack
			in.	mm	in.	mm	lb.	kg	
90107	E-910	Aluminum End Wrench	10	250	1½	40	1	0.4	6
90117	E-914	Aluminum End Wrench	14	350	2	50	2	0.9	6
90122	E-918	Aluminum End Wrench	18	450	2½	65	3	1.4	6
90127	E-924	Aluminum End Wrench	24	600	3	80	5	2.2	6

Nom. Size = nominal length of handle  
 Nom. Pipe Capacity = maximum nominal diameter of steel pipe

## WRENCHES

# Raprench® Wrenches



### Raprench® Wrenches

A deeper and broader hook jaw housing provides a smooth, flat surface that is ideal for occasional use as a hammer.

Catalog No.	Model No.	Description	Nom. Size		Pipe Capacity		Weight		Std. Pack
			in.	mm	in.	mm	lb.	kg	
31395	10	Raprench Wrench	10	250	1 1/2	40	2	0.9	6

Nom. Size = nominal length of handle

Nom. Pipe Capacity = maximum nominal diameter of steel pipe

## Offset Wrenches



### Heavy-Duty Offset Pipe Wrenches

The Heavy Duty Offset Pipe Wrench features a jaw opening parallel to the handle and a narrower hook jaw head. Provides easy entry into tight spots.

Catalog No.	Model No.	Description	Nom. Size		Pipe Capacity		Weight		Std. Pack
			in.	mm	in.	mm	lb.	kg	
89435	14	Offset Pipe Wrench	14	350	2	50	2 1/4	1.0	6
89440	18	Offset Pipe Wrench	18	450	2 1/2	65	5 3/4	2.6	6
89445	24	Offset Pipe Wrench	24	600	3	80	9 3/4	4.4	6

Nom. Size = nominal length of handle

Nom. Pipe Capacity = maximum nominal diameter of steel pipe



### Aluminum Offset Pipe Wrenches

- Aluminum Offset Pipe Wrenches feature a jaw opening parallel to the handle and a narrower hook jaw head. This lightweight wrench provides easy entry into tight spots.
- Ideal for overhead applications.

Catalog No.	Model No.	Description	Nom. Size		Pipe Capacity		Weight		Std. Pack
			in.	mm	in.	mm	lb.	kg	
31120	14	Aluminum Offset Pipe Wrench	14	350	2	50	2	0.9	6
31125	18	Aluminum Offset Pipe Wrench	18	450	2 1/2	65	3 1/2	1.6	6
31130	24	Aluminum Offset Pipe Wrench	24	600	3	80	6	2.7	6

Nom. Size = nominal length of handle

Nom. Pipe Capacity = maximum nominal diameter of steel pipe

## Hex Wrenches



### Hex Wrenches

- Hex jaw design gives multi-sided, secure grip on all hex nuts, square nuts, unions and valve packing nuts.
- The extra-wide opening offset model is ideal for securing drain nuts on sinks and tubs.
- Thin, smooth jaws slip into the tightest places.

Catalog No.	Model No.	Description	Nom. Size		Pipe Capacity		Weight		Std. Pack
			in.	mm	in.	mm	lb.	kg	
31305	E-110	Offset Hex	9 1/2	240	1 1/8 - 2 5/8	29 - 67	1 1/2	0.6	6
31275	17	Straight Hex	14 1/2	362	5/8 - 1 1/4	16 - 30	4 1/2	2.0	6
31280	25	Straight Hex	20	500	1 - 2	25 - 50	8 3/4	4.0	6



# Spud Wrenches



### Spud Wrenches

- 12" Spud Wrench features narrow jaws to fit into tight places.
- Smooth, toothless jaws ideal for square or rectangular stock.

Catalog No.	Description	Nom. Size		Pipe Capacity		Weight		Std. Pack
		in.	mm	in.	mm	lb.	kg	
31400	Spud Wrench	12	300	3/8 - 2 5/8	10 - 67	2 1/2	1.1	6

# Chain Wrenches



### Chain Wrenches

- A double jaw gives fast, ratchet-like action in either direction.
- The heavy-duty model has replaceable alloy steel jaws.
- The light-duty model has a one-piece forged alloy steel handle and jaw. Ideal for use in close quarters.

Catalog No.	Model No.	Description	Rated Pipe Capacity		Actual O.D. Capacity		Chain Length		Weight		Std. Pack
			in.	mm	in.	mm	in.	mm	lb.	kg	
31310	C-12	Light-Duty Chain Wrench	2	50	4	100	15 3/4	390	1 3/4	0.8	1
31315	C-14	Heavy-Duty Chain Wrench	2	50	5	125	18 1/2	460	2 3/4	1.2	1
31320	C-18	Heavy-Duty Chain Wrench	2 1/2	60	5	125	20 1/4	500	6	2.7	1
31325	C-24	Heavy-Duty Chain Wrench	3	75	5	125	20 1/4	500	8 1/4	3.7	1
31330	C-36	Heavy-Duty Chain Wrench	4 1/2	110	7 1/2	185	29	725	15 3/4	7.1	1

*Rated pipe capacity = nominal diameter that can be correctly tightened  
Actual O.D. capacity = actual O.D. that chain can accommodate*

# Compound Leverage Wrenches



### Compound Leverage Wrenches

The compound leverage wrench offers a unique design that multiplies the turning force applied to a pipe. Ideal for freeing locked couplings and joints frozen by age or damage. Replaceable jaws are hardened alloy steel.

Catalog No.	Model No.	Description	Pipe Capacity		Weight		Std. Pack
			in.	mm	lb.	kg	
31375	S-2	Compound Leverage Wrench	2	50	7 1/4	3.3	1
31380	S-4A	Compound Leverage Wrench	5	125	33 1/2	15.2	1
31385	S-6A	Compound Leverage Wrench	6	150	45 1/2	20.6	1
31390	S-8A	Compound Leverage Wrench	8	200	68 1/2	31.1	1

*Nom. Size = nominal length of handle  
Nom. Pipe Capacity = maximum nominal diameter of steel pipe*

# WRENCHES

## Chain Tongs



### Chain Tongs

- Designed and sized to provide extra leverage for the toughest jobs.
- All models feature double-end jaw styles which can be reversed, except Model 3215, which is a single-end tong.

Catalog No.	Model No.	Description	Total Length		Pipe Capacity		Chain Length		Chain Breaking Load		Weight		Std. Pack
			in.	mm	in.	mm	in.	mm	lb.	kg	lb.	kg	
92660	3215	Single-End Chain Tongs	87	2,209	4 - 18	114 - 457	74 1/2	1,892	56,000	25,401	156	71	1
92665	3229	Double-End Chain Tongs	27	686	1/4 - 2 1/2	13 - 73	17 1/2	445	13,800	6,260	11	5	1
92670	3231	Double-End Chain Tongs	37	939	3/4 - 4	26 - 114	22 1/2	572	17,600	7,983	21	10	1
92675	3233	Double-End Chain Tongs	44	1,117	1 - 6	33 - 168	32	813	20,100	9,117	29	13	1
92680	3235	Double-End Chain Tongs	50	1,270	1 1/2 - 8	48 - 219	40 1/2	1,29	22,000	9,979	39	18	1
92685	3237	Double-End Chain Tongs	64	1,625	2 - 12	60 - 323	55 1/2	1,410	31,000	14,061	67	30	1

## Strap Wrenches



### Replacement Straps

Catalog No.	Strap Length		Strap Width	
	in.	mm	in.	mm
31990	17	425	1/2	12
32015	17	425	1 1/8	30
32020	24	600	1 1/8	30
32025	30	760	1 1/8	30
32050	29 1/4	750	1 3/4	45
32055	48	1,200	1 3/4	45
32035	17	425	1 1/16	27
32065	30	760	1 3/4	45

### Strap Wrenches

- Strap Wrenches are best for any polished pipe.
- Strong, woven nylon strap gives tight grip.
- Two models available for plastic pipe.
- Polyurethane-coated strap.

Catalog No.	Model No.	Description	Handle Length		Strap Length		Strap Width		Pipe Capacity		O.D. Tube Capacity		Weight		Std. Pack
			in.	mm	in.	mm	in.	mm	in.	mm	in.	mm	lb.	kg	
31335	1	Strap Wrench	11 3/4	300	17	425	1/2	12	2	50	-	-	1 1/4	0.5	1
31340	2	Strap Wrench	11 3/4	300	17	425	1 1/8	30	2	50	-	-	1 3/4	0.8	1
31345	2	Strap Wrench	11 3/4	300	30	760	1 1/8	30	2	50	-	-	1 3/4	0.8	1
31350	2	Strap Wrench	11 3/4	300	24	600	1 1/8	30	2	50	-	-	1 3/4	0.8	1
31355	2P*	Strap Wrench	11 3/4	300	17	425	1 1/16	27	2	50	-	-	1 3/4	0.8	1
31360	5	Strap Wrench	18	450	29 1/4	750	1 3/4	45	5	125	-	-	2	0.9	1
31365	5	Strap Wrench	18	450	48	1,200	1 3/4	45	5	125	-	-	2	0.9	1
31370	5P*	Strap Wrench	18	450	29 1/4	750	1 3/4	45	5	125	-	-	2 1/8	1.0	1

\*Strap designed for use with plastic pipe.

## Adjustable Wrenches



### Adjustable Wrenches

- High grade chrome-vanadium alloy steel.
- Forged and heat-treated for durability.
- Cobalt-plated finish to reduce rust and corrosion.
- Jaw scales in SAE and metric for quick adjustment.

Catalog No.	Model No.	Description	Nom. Size		Jaw Opening		Weight		Std. Pack
			in.	mm	in.	mm	lb.	kg	
86902	756	6" Adjustable Wrench	6	150	3/4	20	1/4	0.1	2
86907	758	8" Adjustable Wrench	8	200	7/8	25	1/2	0.2	2
86912	760	10" Adjustable Wrench	10	250	1 1/8	30	3/4	0.3	2
86917	762	12" Adjustable	12	300	1 5/16	35	1 1/2	0.6	2
86922	765	15" Adjustable	15	375	1 11/16	40	3	1.3	2
86927	768	18" Adjustable	18	450	2 1/8	50	5 1/8	2.3	2
86932	774	24" Adjustable	24	600	2 7/16	60	9 1/4	4.2	1

# Specific Purpose Wrenches


## Basin Wrenches



- The RIDGID® Basin Wrench is an ideal tool for use in tight spaces and under sink applications.
- Spring-loaded jaws of forged alloy steel provide fast, one-hand ratcheting.
- Tension plug holds head in any position up to 90° angle.
- Telescopic shanks on Models 1017 and 1019 quickly adjust for lengths from 10" to 17".

Catalog No.	Model No.	Description	Nominal Size		Pipe Capacity		Weight		Std. Pack
			in.	mm	in.	mm	lb.	kg	
31175	1017	Telescoping Basin	10 - 17	240 - 425	3/8 - 1 1/4	10 - 32	2	0.9	1
31180	1019	Telescoping Basin	10 - 17	240 - 425	1 1/4 - 2 1/2	32 - 65	2	0.9	1

## Faucet & Sink Installer



The RIDGID Faucet and Sink Installer is a multipurpose under-sink plumbing tool. This tool is used to fasten and remove plastic basin nuts, supply line nuts, along with 7/8" and 1" hex nuts. The tool also features an aluminum insert for turning angle stop handles, and another aluminum insert for holding strainer baskets in place. Its extra long construction makes it ideal for hard to reach applications. The RIDGID Faucet & Sink Installer is a great addition to any toolbox.

Extra long to turn hard to reach mounting nuts on faucets, sprayers and ball cocks.


- Notched ends engage 2, 3, 4, and 6 tab basin nuts.
- Open slot allows easy access over existing supply lines.
- Shut off valve attachment turns hard to reach angle stops without marring chrome.
- Strainer basket attachment holds drain unit in place while tightening strainer nut.
- 7/8" & 1" metal or plastic hex nuts.
- Light weight, high strength plastic construction with durable aluminum inserts.



Catalog No.	Model No.	Description	Nom. Size		Weight		Std. Pack
			in.	mm	lb.	kg	
66807	2006	Faucet & Sink Installer	10 1/4	260.35	0.77	0.35	6

# WRENCHES

## Specific Purpose Wrenches



### Internal Wrenches

- Holds closet spuds and bath, basin and sink strainers through 2". Use to install or extract Schedule 40 1" through 2" nipples.
- Jaws expand by eccentric action and are reversible for various sizes.

Catalog No.	Model No.	Description	Nom. Size		Pipe Capacity		Weight		Std. Pack
			in.	mm	in.	mm	lb.	kg	
31405	342	Internal	4 1/2	113	1 - 2	25 - 50	1 5/8	0.7	1



### One Stop Wrenches

- The One Stop Wrench is two wrenches in one.
- It provides the exact size wrench you need to install angle stops and compression couplings.



Catalog No.	Model No.	Description	Nom. Size		Weight		Std. Pack
			in.	mm	lb.	kg	
27023	2002	One Stop	-	-	0.73	0.3	1

# Wrench Parts: Always Insist On Genuine RIDGID® Parts



Wrench Size		Pipe Cap.	Handle Assembly				Nut	Pin	Heel Jaw & Pin Assembly	Coil & Flat Spring Assembly	Hook Jaw
Str.	End		Straight Iron	Straight Aluminum	End Iron	End Aluminum	Catalog No.	Catalog No.	Catalog No.	Catalog No.	Catalog No.
			Catalog No.	Catalog No.	Catalog No.	Catalog No.					
6	E-6	¾	31420	—	31470	—	31570	31575	31560	31565	31555
8	E-8	1	31425	—	31475	—	31595	31600	31585	31590	31580
10	E-10	1½	31430	31510	31480	93907	31615	31625**	31610	31620	31605
12	E-12	2	31435	49972	31485	—	31645	31650	31635	31640	31630
14	E-14	2	31440	31515	31490	93912	31665	31650**	31635	31660	31655
18	E-18	2½	31445	31520	31495	93917	31685	31690	31675	31680	31670
24	E-24	3	31450	31525	31500	93922	31710	31715	31700	31705	31695
36	E-36	5	31455	31530	31505	—	31735	31740	31725	31730	31720
48	—	6	31460	31535	—	—	31760	31765	31750	31755	31745
60	—	8	31465	—	—	—	31785	31790	31775*	31780	31770
10 Raprench	—	1½	32775	—	—	—	31615	31625	31610	31620	31605

\* Use with 60" Hook Jaw catalog number 31770.

\*\* Pin for 10" Aluminum End Handle Assembly is catalog no. 95402. Pin for 14" Aluminum End Handle Assembly is catalog no. 95407. For additional wrench parts, see RIDGID Hand Tool Parts Catalog.





## Pipe Vises & Supports

- Wide selection of pipe accessories designed to work as one.
- Rugged construction for years of dependable service.



Pipe Vises & Supports	No. of Models	Pipe Capacity (in.)	Height Adj. (in.)	Page
<b>Vises</b>				
Portable TRISTAND®	4	1/8 - 12	—	2.2
Stand Chain	1	1/8 - 5	—	2.2
Bench Chain	9	1/8 - 5	—	2.2
Bench Yoke	4	1/8 - 6	—	2.3
Portable Chain & Yoke	2	1/8 - 5	—	2.3
Pipe Welding	4	1/2 - 8	—	2.3
<b>Pipe Stands</b>				
V-Head	3	12	20 - 51	2.4
Roller Head	2	12	24 - 55	2.4
Conveyor Head	1	12	30 - 46	2.4
Ball Transfer	1	12	—	2.4
Adjustable	3	12	23 - 42	2.5
Adjustable Roller Stand	1	36	—	2.5
Large Diameter Stand	1	24	16 - 31	2.5

## Pipe Vises



425 Portable TRISTAND® Chain Vise



40-A Portable TRISTAND® Yoke Vise



460-6 Portable TRISTAND® Chain Vise



460-12 Portable TRISTAND® Chain Vise

### Portable TRISTAND® Vises

Each TRISTAND pipe vise features integral folding legs for easy transport and setup, tool hangers and a base which overhangs the front legs for clear tool swing.

- Model 425 features "quick grab", self-locking latch and carrying handle for ease of transport.
- Model 40-A integrates a yoke style vise into the base and a rugged tool tray.
- Model 460-6 - optimized base layout to maximize working area, convenient lug to clamp the weld ground, rugged leg chain for the tough demands and a durable tool tray.
- Model 460-12 - all the features of the 460-6 but a capacity of 12" and an adjustable rear leg.

Catalog No.	Model No.	Description	Pipe Capacity		Weight		Std. Pack
			in.	mm	lb.	kg	
40130	40-A	Portable TRISTAND® Yoke Vise	1/8 - 2 1/2	3 - 60	48 1/2	22.0	1
16703	425	Portable TRISTAND® Chain Vise	1/8 - 2 1/2	3 - 60	32	14.5	1
36273	460-6	Portable TRISTAND® Chain Vise	1/8 - 6	3 - 150	42 3/4	19.4	1
36278	460-12	Portable TRISTAND® Chain Vise*	1/8 - 12	3 - 300	60 3/4	27.6	1

\*Jaw for Plastic Pipe, Catalog No. 41280 available; order separately



Top Screw Stand Chain Vise

### Stand Chain Vise

- Handy, portable stand chain vise.
- Sturdy cast-iron frame.
- Equipped with pipe rest, pipe bender, and tool tray. 1 1/4" pipe for legs and connecting pipe not furnished.

Catalog No.	Model No.	Description	Pipe Capacity		Weight		Std. Pack
			in.	mm	lb.	kg	
40165	560	Top Screw Stand Chain Vise	1/8 - 5	3 - 125	25 3/4	11.7	1



Top Screw Bench Chain Vise

### Bench Chain Vises

- Crank handle is anchored to base.
- Rugged cast-iron base has handy pipe rest and bender. Capacities of 1/8" through 8".
- Two models available for plastic pipe. Toothless jaws are neoprene-coated to prevent scoring of pipe.

Catalog No.	Model No.	Description	Pipe Capacity		Weight		Std. Pack
			in.	mm	lb.	kg	
40185	BC210	Top Screw Bench Chain Vise	1/8 - 2 1/2	3 - 60	7 3/4	3.5	1
40195	BC410	Top Screw Bench Chain Vise	1/8 - 4	3 - 100	14 3/4	6.7	1
40190	BC210P	Top Screw Bench Chain Vise*	1/2 - 2 7/8	15 - 70	7 3/4	3.5	1
40200	BC410P	Top Screw Bench Chain Vise*	1/2 - 4 1/2	15 - 110	15	6.8	1
40205	BC510	Top Screw Bench Chain Vise	1/8 - 5	6 - 125	14 3/4	6.7	1
40210	BC610	Top Screw Bench Chain Vise	1/4 - 6	8 - 150	24 1/2	11.1	1
40215	BC810	Top Screw Bench Chain Vise	1/2 - 8	15 - 200	37 1/4	16.9	1
40175	BC2A	Bottom Screw Bench Chain Vise	1/8 - 2	6 - 50	6	2.7	1
40180	BC4A	Bottom Screw Bench Chain Vise	1/8 - 4	6 - 100	13 1/4	6.0	1

\*For Plastic Pipe and Tube



Bench Yoke Vise

## Bench Yoke Vises

- Yoke and base made of strong, dependable iron. Hardened alloy steel jaws and convenient pipe rest and bender included.

Catalog No.	Model No.	Description	Pipe Capacity		Weight		Std. Pack
			in.	mm	lb.	kg	
40080	21	Bench Yoke Vise	1/8 - 2	3 - 50	8 <sup>3</sup> / <sub>4</sub>	4.0	1
40090	23	Bench Yoke Vise	1/8 - 3	3 - 80	19 <sup>3</sup> / <sub>4</sub>	9.0	1
40100	25	Bench Yoke Vise	1/8 - 4	3 - 100	27 <sup>3</sup> / <sub>4</sub>	12.6	1
40110	27	Bench Yoke Vise	1/8 - 6	3 - 150	65	29.6	1



Portable Yoke Vise



Top Screw Post Chain Vise

## Portable Chain and Yoke Vises

- Light, strong, portable post chain vise fits any shape or kind of post.
- Model 640 features a tray for oil can, plus a handy pipe bender.
- Portable yoke vise easily attaches to plank, workbench or post.

Catalog No.	Model No.	Description	Pipe Capacity		Weight		Std. Pack
			in.	mm	lb.	kg	
40125	39	Portable Kit Yoke Vise	1/8 - 2 1/2	3 - 60	15 1/2	7.0	1
40170	640	Top Screw Post Chain Vise	1/8 - 5	3 - 124	23 1/2	10.7	1



Straight Pipe Welding Vise



Angle Pipe Welding Vise



Elbow Pipe Welding Vise



Flange Pipe Welding Vise

## Pipe Welding Vises

- Made of durable performance-proven material and designed to resist strain, heat and warpage during tacking.
- Machined swivel nuts and pins, together with special chain screws, give smooth and trouble-free assembling of the vise onto pipe.

Catalog No.	Model No.	Description	Pipe Capacity		Weight		Std. Pack
			in.	mm	lb.	kg	
40220	461	Straight Pipe Welding Vise	1/2 - 8	15 - 200	15 1/2	7.0	1
40225	462	Angle Pipe Welding Vise	1/2 - 12	15 - 300	18 <sup>3</sup> / <sub>8</sub>	8.4	1
40230	463	Elbow Pipe Welding Vise	2 1/2 - 8	65 - 200	14	6.4	1
40235	464	Flange Pipe Welding Vise	2 1/2 - 8	65 - 200	17 1/4	7.8	1

## Pipe Stands



VJ99 V Head Pipe Stand

VF99 V Head Pipe Stand

### V Head Pipe Stands

- Locking ring allows for quick vertical height adjustments.
- The legs fold on the new VF-99 Folding Pipe Stand (Cat No 22168) making it easy to transport and requiring 70% less area to store!

Catalog No.	Model No.	Description	Height Adjustment Low-High		Max. Pipe Capacity		Max. Weight Capacity		Weight	
			in.	cm	in.	mm	lb.	kg	lb.	kg
56657	VJ-98	V Head Low Pipe Stand	20 - 38	51 - 96	12	300	2,500	1,134	21	9.5
56662	VJ-99	V Head High Pipe Stand	28 - 53	7 - 3	12	300	2,500	1,134	23	10.4
22168	VF-99	V Head High Folding Pipe Stand	28 - 51	71 - 132	12	300	2,500	1,134	24	10.9



RJ-99 Roller Head High Pipe Stand

### Roller Head Pipe Stands

- Rollers center pipe and allow rotation.
- Locking ring allows for quick vertical height adjustments.
- Ideal for use with threading machines, roll grooving, or other pipe working applications.

Catalog No.	Model No.	Description	Height Adjustment Low-High		Max. Pipe Capacity		Max. Weight Capacity		Weight	
			in.	cm	in.	mm	lb.	kg	lb.	kg
56667	RJ-98	Roller Head Low Pipe Stand	24 - 42	61 - 107	12	300	1,000	454	24	10.9
56672	RJ-99	Roller Head High Pipe Stand	32 - 55	81 - 142	12	300	1,000	454	27	12.3



CJ99 Conveyor Head Pipe Stand

### Conveyor Head Pipe Stands

- Conveyor head allows the pipe to move back and forth for moving material on the jobsite or loading into a threading machine.
- Locking ring allows for quick vertical height adjustments.
- Ideal for use with threading machines, roll grooving, or other pipe working applications.

Catalog No.	Model No.	Description	Height Adjustment Low-High		Max. Pipe Capacity		Max. Weight Capacity		Weight	
			in.	cm	in.	mm	lb.	kg	lb.	kg
56682	CJ-99	Conveyor Head High Stand	30 - 46	76 - 117	12	300	1,000	454	19	8.6



Ball Transfer Head

### Ball Transfer Head

- Ball head allows pipe to slide and rotate easily.
- Fits easily onto V Head Pipe Stands (VJ-98, VJ-99, VF-99).
- Ideal for use with threading machines, roll grooving, or other pipe working applications.

Catalog No.	Model No.	Description	Max. Pipe Capacity		Max. Weight Capacity		Weight	
			in.	mm	lb.	kg	lb.	kg
37997	BTH-9	Ball Transfer Head for VJ Stand*	12	300	1,000	454	5	2.3

\*Pipe Stand Sold Separately



## Adjustable Pipe Supports

Ideal for use with threading machines, roll grooving, or other pipe working applications.



46 Adjustable Pipe Support



92 Adjustable Pipe Support



965 Support Stand for Groovers

Catalog No.	Model No.	Description	Height Adjustment Low-High		Max. Pipe Capacity		Max. Weight Capacity		Weight	
			in.	cm	in.	mm	lb.	kg	lb.	kg
42505	46	Adjustable Pipe Support	23 - 33	58 - 84	6	150	2,500	1,134	23	10.4
42510	92	Adjustable Pipe Support	32 - 41	81 - 104	6	150	2,500	1,134	28	12.7
83380	965	Support Stand for Groovers	26 - 42	66 - 107	12	300	2,500	1,134	29	13.2



AR99 Adjustable Stand with Steel Rollers

## Adjustable Stand with Steel Rollers

- Feedscrew quickly adjusts sizes and keeps pipe centered on stand.
- Rollers can be locked to prohibit rotation.
- Ideal for use with threading machines, roll grooving, or other pipe working applications.

Catalog No.	Model No.	Description	Height		Max. Pipe Capacity		Max. Weight Capacity		Weight	
			in.	cm	in.	mm	lb.	kg	lb.	kg
64642	AR99	Ad. Roller Stand w/Steel Wheels	34	86	36	900	2,500	1,134	30	13.6



RJ624 Large Diameter Pipe Stand

## Large Diameter Pipe Stand

- Holds 6"-24" (15-61 cm) diameter pipe and up to 4,500 lbs (2,041 kg).
- Heavy duty rollers allow the pipe to turn freely for welding and roll grooving applications.
- Height adjustable.

Catalog No.	Model No.	Description	Height Adjustment Low-High		Max. Pipe Capacity		Max. Weight Capacity		Weight	
			in.	cm	in.	mm	lb.	kg	lb.	kg
96372	RJ624	Large Diameter Pipe Stand	16 - 31	41 - 79	24	610	4,500	2,041	167	75.7



# PIPE/TUBE CUTTING & PREPARATION

## Pipe/Tube Cutting & Preparation






- Wide selection from a single source.
- Durable designs.
- Exclusive features for maximum productivity.



Type	No. of Models	Pipe Capacity (in)	Page
<b>Pipe Cutters</b>			
Heavy-Duty	7	1/8 - 6	3.2
4-Wheel	2	3/4 - 4	3.3
Wide Roll	1	1/8 - 2	3.3
Hinged	11	2 - 12	3.3
Soil Pipe	5	1 1/2 - 8	3.4-3.6
Torque Wrench	2	-	3.6
Replacement Cutter Wheels	21	-	3.7
<b>Pipe Reamers / Extractors / Taps</b>			
Reamers	4	1/4 - 4	3.8
Extractors	15	1/8 - 2	3.8
Extractor Sets	4	1/8 - 1	3.8
Pipe Taps	9	1/8 - 2	3.8
<b>Power Pipe Cutting</b>	2	2 1/2 - 12	3.9-3.10
<b>Dry Cut Saws</b>	3	12 - 14	3.11
<b>Copper Cutting &amp; Prep</b>	2	1/2 - 4	3.12-13
<b>Tubing Cutters</b>	24	1/8 - 6 5/8	3.14-3.17
<b>Replacement Cutting Wheels</b>	19	-	3.18
<b>Plastic Pipe Cutters</b>	6	1/8 - 2 3/8	3.19-3.21
<b>Copper Cleaning Brush/ Machine Accessories</b>	-	-	3.21
<b>Conduit Sizing Tool</b>	1	1/2 - 3/4	3.21
<b>Reamers, Deburring Tools</b>	6	1/4 - 4	3.22

# Heavy-Duty Pipe Cutters

## Pipe Cutter Selection

Material / Diameter			Pipe Cutter	Page No.
Steel / Stainless	Heavy Wall Steel	Cast Iron		
1/8" - 6"			Heavy-Duty	 3.2
3/4" - 4"			4-Wheel	 3.3
1/8" - 2"			Wide-Roller	 3.3
2" - 12"			Hinged	 3.4-3.6
			Soil Pipe	 3.4 - 3.5



### Heavy-Duty Pipe Cutters

- Fast, clean pipe cutting.
- Extra-long shank protects adjustment threads, while an extra-large handle is provided for quick, easy adjustment.
- Can be converted to 3-wheel cutter by replacing rollers with cutter wheel. The 2A and 4S models can be ordered as a 3-wheel model for use in areas where a complete turn is not possible.
- Second handle on 3-S, 4-S and 6-S models makes two-man leverage possible on large pipe sizes.




Catalog No.	Model No.	Description	Pipe Capacity Nominal Size		Weight	
			in.	mm	lb.	kg
32820	2-A	Heavy-Duty	1/8 - 2	3 - 50	7	3.2
32825	2-A	2-A 3-Wheel Heavy-Duty	1/8 - 2	3 - 50	7	3.2
32830	3-S	Heavy-Duty	1 - 3	25 - 80	15	6.9
32840	4-S	Heavy-Duty	2 - 4	50 - 100	18	8.2
32845	4-S	4-S 3-Wheel Heavy-Duty	2 - 4	50 - 100	18	8.2
32850	6-S	Heavy-Duty	4 - 6	100 - 150	22	10.0

See page 3.7 for pipe cutter replacement cutter wheels.



## 4-Wheel Pipe Cutters



### 4-Wheel Pipe Cutters

- Designed for work in areas where a complete turn is impossible.
- Model 42-A has a short handle for use in confined areas.
- Second handle on Model 44-S makes two-man leverage possible for large pipe sizes.
- Both models are equipped with four heavy-duty wheels.

Catalog No.	Model No.	Description	Pipe Capacity Nominal Size		Weight	
			in.	mm	lb.	kg
32870	42-A	Heavy-Duty 4-Wheel	3/4 - 2	20 - 50	6 3/4	3.1
32880	44-S	Heavy-Duty 4-Wheel	2 1/2 - 4	65 - 100	20	9.1



### Wide-Roll Pipe Cutter

- Featuring extra-wide rolls, this cutter is especially designed for use with power drives.
- The wide rolls provide for true tracking and cleaner cuts.

Catalog No.	Model No.	Description	Pipe Capacity Nominal Size		Weight	
			in.	mm	lb.	kg
32895	202	Heavy-Duty Wide Rolls	1/8 - 2	3 - 50	8	3.5



### Hinged Pipe Cutters

- Designed for rapid cutting of 2 (50 mm) to 12" (300 mm) steel pipe, heavy-wall steel pipe and cast-iron pipe.
- The 11 models operate with minimal cutter rotation as necessary for tight quarters.
- Second handle included for 466, 472 and 468 makes two-man leverage possible for large pipe sizes.

Catalog No.	Model No.	Description	Pipe Capacity Nominal Size		Weight	
			in.	mm	lb.	kg
73162	424-S*	For Steel Pipe	2 - 4	50 - 100	13 1/2	6.0
74227	424-CI	For Cast/Ductile Iron	2 - 4	50 - 100	13 1/2	6.0
90995	466-D	For SML Pipe	3 - 6	80 - 150	29	13.0
83080	466-S*	For Steel Pipe	4 - 6	100 - 150	28 1/2	13.0
83085	466-HWS*	For Heavy-Wall Steel Pipe	4 - 6	100 - 150	28 1/2	13.0
74685	466-CI	For Cast-Iron Pipe	4 - 6	100 - 150	28 1/2	13.0
83145	468-S*	For Steel Pipe	6 - 8	150 - 200	33	15.0
83150	468-HWS*	For Heavy-Wall Steel Pipe	6 - 8	150 - 200	33 1/2	15.2
74700	468-CI	For Cast-Iron Pipe	6 - 8	150 - 200	33 1/2	15.2
83165	472-S*	For Steel Pipe	8 - 12	200 - 300	41 1/2	19.0
83170	472-HWS*	For Heavy-Wall Steel Pipe	8 - 12	200 - 300	42	19.1
74710	472-CI	For Cast-Iron Pipe	8 - 12	200 - 300	42	19.1

*Pipe capacity = maximum nominal diameter of steel pipe*

*\*Furnished with X-tra sharp wheel for up to 40% faster cutting*

### (TOOLTIP)

Three- and four-wheel pipe cutters should only be used when the cutter cannot be rotated completely around the pipe.



# PIPE/TUBE CUTTING & PREPARATION

## Soil Pipe Cutters

### Soil Pipe Cutter Tool Capacity/Selection

- Models 206, 226 and 276 all have the same chain.
- Model 246 has a heavier chain.

Model				Material/Size
226	206	276	246	
▲	▲	▲	▲	Clay pipe, 8"
▲	▲	▲	▲	Service weight cast iron solid pipe, 8"
▲	▲	▲	▲	No hub cast iron soil pipe, 8"
•	•	•	•	Concrete pipe, 4"-6"
•	•	•	•	Clay pipe, 1½"-6"
			•	Class 22 water main, 4"
			•	Extra heavy-duty cast iron soil pipe, 2"-5"
•	•	•	•	Service weight cast iron soil pipe, 1½"-6"
•	•	•	•	No hub cast iron soil pipe, 1½"-6"

• Standard chain. ▲Chain with one chain extension.

\*Up to 15" clay pipe only can be cut with an extended chain.



### No. 206 Soil Pipe Cutter

- Cuts 1½"-6" No Hub® soil pipe.
- Lighter weight and closer spacing of cutter wheels, together with simple ratcheting action, give smooth cut on lighter wall pipe.
- Ratchet-action handle parallel to pipe allows for application in trenches of minimum width.
- Complete with hand guard to protect operator's knuckles when cutting.

Catalog No.	Model No.	Description	Capacity		Weight		Replac. Chain Catalog No.
			in.	mm	lb.	kg	
68650	206	Soil Pipe Cutter No Hub	1½ - 6	50 - 150	18	8.20	33670

#### Accessories

Catalog No.	Model No.	Description	Weight	
			lb.	kg
33665	206/226/276	Chain Extension Assy.*	1	3.50

\*Do not use more than one chain extension except for clay pipe up to 15"



### No. 226 In-Place Soil Pipe Cutter

- The RIDGID 226 In-Place Soil Pipe Cutter is a compact, lightweight tool designed to cut hub 1½" (40 mm) to 6" (150 mm) and hubless soil pipe in tight quarters.
- Only 17" (43 cm) long, the Model 226 is perfect for cutting cast iron, cement and clay pipe where space is limited.
- The Model 226 is especially suited for against-the-wall and other tight quarter applications.
- From the Model 226's compact design to its unique chain latching mechanism, every feature has been engineered for maximum productivity.

Catalog No.	Model No.	Description	Pipe Capacity Nominal Size		Replac. Chain Catalog No.	Weight	
			in.	mm		lb.	kg
69982	226	In-Place Soil Pipe Cutter	2 - 6	40 - 150	33670	18	8.20

#### Accessories

Catalog No.	Model No.	Description	Weight	
			lb.	kg
70437	226	Ratchet For 226 Soil Pipe Cutter	18	8.20
33665	206/226/276	Chain Extension Assy.*	1	3.50

\*Do not use more than one chain extension except for clay pipe up to 15"

## Soil Pipe Cutters



### 238-P Powered Soil Pipe Cutter

- Model 238-P Powered Soil Pipe Cutter cuts cast iron pipe quickly and easily in tight spaces. The 238-P is designed to cut up to 8" soil pipe when driven by an impact driver or 4" with the included ratchet.
- Dual Powered – Operates using a 1/2" square drive impact driver or ratchet.
- High Capacity – Cuts 8" diameter soil pipe when used with an impact driver (minimum 200 ft-lbs) or 4" manually.
- Compact – The 11.5" (29.5 cm) length, removable handle, low profile cutter wheels and compact design fits into tight places in both overhead and below grade applications.
- Lightweight – At 13.5 pounds mounting the tool in difficult places is easy.
- Easy Set-Up – Articulating outward facing chain hooks lay on the pipe to simplify latching.
- Clean Cut – Two directional operation allows scoring of the pipe for a clean cut.
- Durable – Patent pending torque limiter helps protect the tool from overloading.

### Capacity

- Ratchet – 1 1/2" - 4" No-Hub Soil Pipe.
  - 2" - 4" Service Weight Soil Pipe.
  - 2" - 4" Clay Pipe.
  - 4" Concrete Pipe.
- Impact – 1 1/2" - 8" No-Hub Soil Pipe.
  - 2" - 8" Service Weight Soil Pipe.
  - 2" - 8" Clay Pipe.
  - 4" - 6" Concrete Pipe.

Catalog No.	Model No.	Description	Capacity Nominal Pipe Size		Weight
			in.	mm	lb.
42878	238-P	Powered Soil Pipe Cutter	8	200	14

### No. 246 Soil Pipe Cutter

- Cuts 1 1/2"-6" clay, cast-iron clay pipe or cement pipe and 4" class 22 water main.
- Ratchet-action handle parallel to pipe allows for application in minimum width trenches.
- Complete with hand guard to protect operator's knuckles when cutting.



Catalog No.	Model No.	Description	Pipe Capacity Nominal Size		Weight		Replac. Chain Catalog No.
			in.	mm	lb.	kg	
32900	246	Soil Pipe Cutter	1 1/2 - 6	40 - 150	25	11.3	34575

### Accessories

Catalog No.	Model No.	Description	Weight	
			lb.	kg
34570	246	Chain Extension Assy.*	1	3.50

\*Do not use more than one chain extension except for clay pipe up to 15"

### (TOOLTIP)

Make cutting soil pipe easier with a Press Snap™ cutter. It works with all RIDGID standard press tools. See 10.11 for more information.



# PIPE/TUBE CUTTING & PREPARATION

## Soil Pipe Cutters



### No. 276 Soil Pipe Cutter

- Provides one stroke cutting of 1 1/2"-6" service weight, No Hub soil pipe, clay and concrete pipe. Makes repeated cuts quickly.
- Expand capacity up to 8" service weight soil pipe by ordering Catalog No. 33665 Chain Extension Assembly.

Catalog No.	Model No.	Description	Capacity		Weight	
			in.	mm	lb.	kg
74207	276	Soil Pipe Cutter	1 1/2 - 6	50 - 150	23 3/4	11.70

### Accessories

Catalog No.	Model No.	Description	Weight	
			lb.	kg
33665	206/226/276	Chain Extension Assy.*	1	3.50

\*Do not use more than one chain extension except for clay pipe up to 15"

### No. 228 Soil Pipe Assembly Tool

- Handles all 1 1/2" (40 mm) to 8" (200 mm) gasketed soil pipe without extra, loose attachments.
- Easy assembly of Y, tee and elbow fittings, as well as straight lengths from any angle.
- Slim, compact design lets one man assemble even large sizes quickly and easily.
- Removal of handle facilitates vertical and overhead pipe assembly.



Catalog No.	Model No.	Description	Capacity		Weight	
			in.	mm	lb.	kg
32905	228	Soil Pipe Assembly Tool	1 1/2 - 8	40 - 200	22 3/4	10.3

### Torque Wrenches

- Preset to eliminate guesswork in No Hub soil pipe installations.
- Assures proper coupling tightness for strong, leak-free joints.
- No. 902 Torque Wrench – The 5/16" drive tightens with a fast ratchet action until the wrench clicks for accurate 60 inch-pounds torque.
- No. 904 Torque Wrench – The 3/8" drive tightens with a fast ratchet action until the wrench clicks for accurate 80 inch-pounds torque.




Catalog No.	Model No.	Description	Torque		Weight	
			in. lb.	NxM	lb.	kg
31410	902	Torque Wrench for No Hub Cast-Iron Soil Pipe Couplings	60	7	1/2	0.20
14988	904	Torque Wrench for No Hub Cast-Iron Soil Pipe Couplings	80	9	1/2	0.20



# PIPE/TUBE CUTTING & PREPARATION

## Reamers, Extractors & Taps



### Pipe Reamers

- Model 2-S Spiral Ratchet Reamer – Self-feeding spiral design for extra-fast and easy hand reaming. Model 2-S Reamer is not suitable for power reaming.
- Models 2 and 3 Ratchet Reamers – Long taper design will not dig in. Suitable for use with power drives.
- Model 254 Spiral Ratchet Reamer – Hollow center reduces weight. Large pressure plate. Hardened alloy steel cone removable for sharpening. Not suitable for power reaming.

Catalog No.	Model No.	Description	Capacity		Weight		Replac. Cone Catalog No.
			in.	mm	lb.	kg	
34955	2-S	Spiral Reamer	1/4 - 2	6 - 50	7 1/4	3.3	35020
34945	2	Straight Reamer	1/8 - 2	3 - 50	7	3.2	34975
34950	3	Straight Reamer	3/8 - 3	9 - 75	11 1/2	5.2	35090
34960	254	Spiral Reamer	2 1/2 - 4	62 - 100	14	6.4	35135

### Pipe Extractors

- RIDGID® pipe extractors make easy work of removing broken threaded ends of pipe, pipe plugs and fittings. Available for schedule 40 and 80 pipe.
- Each is plainly marked showing drill size used when solid ends of plugs and fittings must be drilled to receive extractor.




Catalog No. Schedule 40	Model No. Schedule 40	Catalog No.	Model No. Schedule 80	Pipe Size		Length Overall		Use Drill		Weight		Std. Pack
				in.	mm	in.	mm	in.	mm	oz.	g	
35595	80	-	-	1/8	3	2.2	56	1/4	6	3/4	21	1
35600	81	-	-	1/4	6	2.5	62	3/8	9	1 1/2	43	1
35605	82	-	-	3/8	10	2.8	69	1/2	12	2 1/2	61	1
35610	83	35640	83 E	1/2	12	3.0	65	5/8	16	4	113	1
35615	84	35645	84 E	3/4	20	3.2	81	13/16	20	7 1/2	213	1
35620	85	35650	85 E	1	25	3.5	87	1 1/16	26	12 1/2	354	1
35625	86	35655	86 E	1 1/4	32	3.8	94	1 3/8	34	20	567	1
35630	87	35660	87 E	1 1/2	40	4.0	100	1 9/16	39	26	737	1
35635	89	35665	89 E	2	50	4.5	112	2 1/16	52	50	1,417	1

### Pipe Extractor Sets

Catalog No.	Model No.	Capacity/Pipe Size		Set includes	Weight		Std. Pack
		in.	mm		oz.	g	
35670	880	1/8 - 1/2	3 - 12	Nos. 80 to 83 Inclusive	8	227	1
35675	881	1/4 - 3/4	6 - 20	Nos. 81 to 84 Inclusive	16	454	1
35680	882	1/4 - 1	6 - 25	Nos. 81 to 85 Inclusive	28	794	1
35685	883	1/8 - 1	3 - 25	Nos. 80 to 85 Inclusive	28	794	1

### Pipe Taps: Hand Use Only



- Made from carbon steel in right hand configuration only.
- These taps are especially suited for restricted area work.
- All taps have taper of 3/4" per foot.
- Marked with drill size for pilot hole.

Catalog No.	Model No.	Description	Drill Size	Nominal Pipe Size		Thread	Weight		Std. Pack
			in.	in.	mm	in.	lb.	kg	
35815	E-5112	1/8 Pipe Tap-NPT	21/64	1/8	3	27 - 27	1/16	0.03	1
35820	E-5113	1/4 Pipe Tap-NPT	7/16	1/4	6	18 - 18	1/8	0.06	1
35825	E-5114	3/8 Pipe Tap-NPT	9/16	3/8	10	18 - 18	1/4	0.10	1
35830	E-5115	1/2 Pipe Tap-NPT	45/64	1/2	12	14 - 14	1/4	0.10	1
35835	E-5116	3/4 Pipe Tap-NPT	29/32	3/4	20	14 - 14	1/2	0.20	1
35840	E-5117	1 Pipe Tap-NPT	1 9/64	1	25	11 1/2 - 11 1/2	1	0.50	1
35845	E-5118	1 1/4 Pipe Tap-NPT	1 31/64	1 1/4	32	11 1/2 - 11 1/2	1 1/4	0.60	1
35850	E-5119	1 1/2 Pipe Tap-NPT	1 47/64	1 1/2	40	11 1/2 - 11 1/2	2	0.90	1
35855	E-5120	2 Pipe Tap-NPT	2 13/64	2	50	11 1/2 - 11 1/2	3 1/4	1.50	1



## Power Pipe Cutters



Model 700 ready for mounting on Model 258 Unit.



Model 258 with Pipe Roller in use for beveling. Two operators are recommended for this operation



Model 258 Pipe Cutter with No. 700 Power Drive in use for cutting

### Model 258 Power Pipe Cutter

The RIDGID® Model 258 Power Pipe Cutter cuts 2 1/2" (65 mm) to 8" (200 mm) schedule 10\*/40 steel pipe, galvanized pipe, rigid conduit, etc. at the job site or in the shop. Powered by the RIDGID No. 700 Power Drive, the 258 is a displacement cutter that provides square cuts. The operator controls the feeding rate by pumping the hydraulic foot pump throughout the operation. A square cut with minimal burr on either 21 ft (6m) or nipple lengths of pipe is achieved quickly\*\* without abrasive dust, sparks, or open flame. Also, the RIDGID Pipe Roller for beveling can be used to rotate the pipe while second operator uses a grinder to bevel the pipe.

- Square cut 21ft (6m) or nipple lengths of pipe without effort.
- Easily cuts by displacing instead of removing pipe material.
- No abrasive dust, dangerous sparks, or open flame.
- Quickly cuts steel pipe with minimal burr.
- Great for cutting pipe for groove joining.
- Heavy-duty design is perfect for field or shop use.
- Adaptable for beveling.

### Standard Equipment

- 42620 – Square Drive Adapter - 15/16".
- 60002 – 2 Ball transfer Pipe Supports 2 1/2" (65mm) to 12" (300mm).
- 66687 – 8 1/2" H-D Cutter Wheel Assembly (includes HD Cutter Wheel, hub w/ pins, cover plate).
  - Pump, HF32 Hydraulic Foot.
  - RAM, Hydraulic 258.

### Specifications

- Cutting Capacity – 2 1/2" (65 mm) to 8" (200 mm) schedule 10\*/40 steel pipe.
- Powered by a model 700 Power Drive (not included).
- Power Drive RPM – 26-30 (no load).
- Weight – 105 lbs. (48 kg) (excludes Power Drive).

Catalog No.	Model No.	Description	Weight	
			lb.	kg
50767	258	Pipe Cutter	105	48

### Accessories

Catalog No.	Model No.	Description	Weight	
			lb.	kg
66687	-	8 1/2" H-D Cutter Wheel Assembly (includes HD Cutter Wheel, hub w/pins, cover plate)	13	6
50812	E-258	8 1/2" H-D Cutter Wheel only	2	1
58222	E258-T	8 1/2" Thin Wall Cutter Wheel Only (PVC and Steel)	2	1
54397	-	Transport Cart	24	11
60002	258PS	Ball transfer Pipe Support 2 1/2" (65mm) to 12" (300mm)	21	10
61757	-	Pipe Roller for Beveling (for Model 258 only)	13	6

\*Use the thin wall cutter wheel for best results.

\*\*Cutting time varies with pipe schedule and diameter.

Note: Model 258 is not recommended to cut cast iron pipe.

For Optimum wheel life always properly support the work piece with ball transfer pipe supports.

### (TOOLTIP)

Do not overfill the hydraulic pump on power pipe cutters. Excess oil will purge out of seals on pump and ram.

## Power Pipe Cutters



### Model 258XL Power Pipe Cutter

The RIDGID® 258XL offers 8" (200 mm) to 12" (300 mm) diameter pipe cutting capacity. Powered by the RIDGID No. 700 Power Drive, the 258XL is a displacement cutter that provides square cuts. The operator controls the feeding rate by pumping the hydraulic foot pump throughout the operation. A square cut with minimal burr on either 21ft (6m) or nipple lengths of pipe is achieved quickly\*\*without abrasive dust, sparks, or open flame. Now one person can easily square cut 12" schedule 40 pipe in minutes. Also, the RIDGID Pipe Roller for beveling can be used to rotate the pipe while second operator uses a grinder to bevel the pipe.

- Square cut 21ft (6m) or nipple lengths of pipe without effort.
- Easily cuts by displacing instead of removing pipe material.
- No abrasive dust, dangerous sparks, or open flame.
- Quickly cuts steel pipe with minimal burr.
- Great for cutting pipe for groove joining.

### Standard Equipment

- 42620 – Square Drive Adapter - <sup>15</sup>/<sub>16</sub>".
- 60002 – 2 Ball transfer Pipe Supports 2 1/2" (65mm) to 12" (300mm).
- 66687 – 8 1/2" H-D Cutter Wheel Assembly (includes HD Cutter Wheel, hub w/pins, cover plate).
  - Pump, HF32 Hydraulic Foot.
  - RAM, Hydraulic 258.

### Specifications

- Cutting Capacity – 8" (200mm) to 12" (300mm) schedule 10\*/40 steel pipe.
- Powered by a model 700 Power Drive (not included)Power Drive RPM – 26-30 (no load).
- Weight – 140lbs. (63kg) (excludes No. 700 Power Drive).

Catalog No.	Model No.	Description	Weight	
			lb.	kg
58227	258-XL	Pipe Cutter	145	66

### Accessories

Catalog No.	Model No.	Description	Weight	
			lb.	kg
66687	-	8 1/2" H-D Cutter Wheel Assembly (includes HD Cutter Wheel, hub w/pins, cover plate)	13	6
50812	E-258	8 1/2" H-D Cutter Wheel only	2	1
58222	E258-T	8 1/2" Thin Wall Cutter Wheel Only (PVC and Steel)	2	1
54397	-	Transport Cart	24	11
60002	258PS	Ball transfer Pipe Support 2 1/2" (65mm) to 12" (300mm)	21	10
61757	-	Pipe Roller for Beveling (for Model 258 only)	13	6

\*Use the thin wall cutter wheel for best results.

\*\*Cutting time varies with pipe schedule and diameter.

Note: Model 258 is not recommended to cut cast iron pipe.

For Optimum wheel life always properly support the work piece with ball transfer pipe supports.

### (TOOLTIP)

When using 258 and 258XL pipe cutters with long lengths of pipe, it is especially important to properly support the pipe to prevent cutter wheel damage. Extra pipe supports may be needed and the work area must be level.

## Saws



### Dry Cut Saw / Model 614

The Model 614 features carbide-tipped blades to cut different materials and geometric configurations without cutting fluid. Cutting with the Model 614 generates no burr, abrasive dust or heat, providing clean and fast cuts on steel, copper, plastic and wood. Either straight or miter, the Model 614 offers the largest cutting capacity in its class.

### Standard Equipment

- 71692 – 14" Carbide-Tipped Blade 80 Tooth for 614.

### Specifications

- Powerful 15 amp 2HP motor
- Speed 1,300 RPM
- Miter cut up to 45°
- Blade dimensions 14" x 80T x 0.087" x 1"
- Spindle lock
- Dust collector
- Built-in maintenance tools
- Exclusive quick-acting vise
- Approved by CSA to CSA and UL standards (115V Only)

Catalog No.	Model No.	Description	Weight	
			lb.	kg
71687	614	Dry-Cut Saw, 115V, 60Hz	47	21
72862	614	Dry-Cut Saw, 230V, 60Hz	47	21

### Blades for RIDGID Models 614 and 590 Dry Cut Saws


Catalog No.	Model No.	Description	Weight	
			lb.	kg
71697	–	12" Carbide-Tipped Blade 60 Tooth for 590	2	0.90
71692	–	14" Carbide-Tipped Blade 80 Tooth for 614	3	1.30

### Model 614 Capacity

Cutting Angle	Workpiece Geometry		
	○	□	□
90° Cuts	5½" O.D. 130 mm	3¾" x 7" 95 mm x 180 mm	4¾" x 4¾" 120 mm x 120 mm
45° Cuts	4½" O.D. 105 mm	3½" x 4" 80 mm x 100 mm	4¾" x 4¾" 90mm x 90 mm

# PIPE/TUBE CUTTING & PREPARATION

## Copper Cutting Prep Machines



### 122 Cutting and Prep Machine

This machine is designed to cut, clean, ream and deburr copper and stainless steel tubing and fittings quickly and professionally. Weighing only 50 lbs (23kg) and possessing a conveniently located carrying handle, the 122 is ideal for transport directly to the job site. Rugged cast aluminum housing and powerful 1/3 HP (360W) induction motor assure long life.

- Tube and Fitting Capacity: 1/2" - 2" (12 mm-54 mm).
- Powerful 1/3HP (360W) induction motor drives rollers at 450 RPM.
- Rugged O.D. Cleaning Brush cleans tubing quickly with minimal effort.
- Core Reamer easily removes turbulence-causing burrs.
- Cutting Handle adjusts to accommodate different tubing sizes.
- Large Carrying Handle for easy transport to the job site.
- Guide Rollers ensure a straight cut with no tracking.
- Built-in 1/2" (12 mm) Incremental Scale for quick, easy measuring.
- Copper cutter wheel tested to over 10,000 cuts.
- Fitting Brush Kit includes six brushes, storage rack and collet.
- Approved by CSA to CSA and UL standards (115V only).

### Standard Equipment

- 93707 – Fitting Brush Storage Kit Includes Mountable Storage Rack, Quick-Change Collet, Spare Cutter Wheel, and Brushes (1/2", 3/4", 1", 1 1/4", 1 1/2", 2").
- 94682 – O.D. cleaning brush.
- 94687 – 2" Reamer Cone Assembly.

### Specifications

- Copper and Stainless Steel Tube Capacity – 1/2" - 2" (12 mm-54 mm).
- Copper and Stainless Steel Fittings Capacity – 1/2" - 2" (12 mm-54 mm).
- For ASTM B88 types K, L, M copper.
- For stainless steel wall thickness up to .065" (1.65 mm).
- Switch – Toggle On/Off.
- Cutter Wheel – Model 2191 HD Wheel.
- Roller Speed – 450 RPM.
- Reamer – Single Flute Cone, RH, 1/2" to 2".
- Motor – 1/3 HP, 115V, 60Hz Induction Motor or 360W, 230V Induction Motor (EU only).

Catalog No.	Model No.	Description	Voltage		Weight	
			V	lb.	kg	
93492	122	Copper Cutting/Prep Machine 1/2"-2"	115	50	22.68	

### Accessories

Catalog No.	Model No.	Description	Weight	
			lb.	kg
93717	-	1/2" Fitting Brush 12 mm (3 Per Pack)	1/2	0.24
93722	-	3/4" Fitting Brush 18 mm (3 Per Pack)	1/2	0.26
93727	-	1" Fitting Brush 25 mm (3 Per Pack)	3/4	0.27
93732	-	1 1/4" Fitting Brush 32 mm (3 Per Pack)	3/4	0.29
93737	-	1 1/2" Fitting Brush 40 mm (3 Per Pack)	1 3/4	0.77
93742	-	2" Fitting Brush 50 mm (3 Per Pack)	1 3/4	0.79
94682	-	O.D. cleaning brush	1	0.44
93747	-	Quick-Change Collet	2 1/4	0.95
93712	-	Fitting Brush Holder	6	2.63
93707	-	Fitting Brush Storage Kit Includes Mountable Storage Rack, Quick-Change Collet, Spare Cutter Wheel, and Brushes (1/2", 3/4", 1", 1 1/4", 1 1/2", 2")	3	1.39
36662	301A	Model 301A Foot Switch120V	7 1/2	3.39
33175	2191	Cutter Wheel for Copper	1/4	0.10
33551	122SS	Cutter Wheel for Stainless Steel	1/4	0.10
10343	-	Wheel Pin for 33551 Cutter Wheel	1/4	0.10
94687	-	2" Reamer Cone Assembly	1/16	0.03

## Copper Cutting Prep Machines



### 122XL Copper Cutting and Prep Machine

This machine is designed to cut, clean, ream and debur copper and stainless steel tubing and fittings quickly and professionally. Weighing only 72 lbs (32.7 kg) and possessing a conveniently located carrying handle, the Model 122XL is ideal for transport directly to the job site. Rugged cast aluminum housing and powerful 1/3 HP (360 W) induction motor assures a long life.

- Tube and Fitting Capacity: 1/2" - 4" (12 mm - 108 mm).
- Powerful 1/3 HP induction motor drives rollers at 300 RPM.
- Rugged O.D. Cleaning Brush cleans tubing quickly with minimal effort.
- Core Reamer easily removes turbulence-causing burrs.
- Cutting Handle adjusts to accommodate different tubing sizes.
- Large Carrying Handle for easy transport to the job site.
- Guide Rollers ensure a straight cut with no tracking.
- Built-in 1/2"-Incremental Scale for quick, easy measuring.
- Cutter Wheel tested to over 10,000 cuts.
- Fitting Brush Kit includes six brushes, storage rack and collet.
- Approved to UL standards (NRTL) (115V only).
- CSA approved (115V only).

### Standard Equipment

- 46105 – O.D. Debur Disk.
- 94687 – 2" Reamer Cone Assembly.
- 94682 – O.D. cleaning brush.

### Specifications

- Copper and Stainless Steel Tube Capacity – 1/2" - 4" (12 mm-108 mm).
- Copper and Stainless Steel Fittings Capacity – 1/2" - 4" (12 mm-108 mm).
- For ASTM B88 types K, L, M copper.
- For stainless steel wall thickness up to .065" (1.65 mm).
- Switch – Toggle On/Off.
- Cutter Wheel – Model 122 SS.
- Roller Speed – 300 RPM.
- Reamer – Single Flute Cone, RH, 1/2" to 2".
- Motor – 1/3 HP, 115V, 60Hz Induction Motor or 360W, 230V Induction Motor.

Catalog No.	Model No.	Description	Voltage	Weight	
			V	lb.	kg
10973	122XL	Copper Cutting/Prep Machine 1/2"-4"	115	72	32.7

### Accessories










Catalog No.	Model No.	Description	Weight	
			lb.	kg
93717	-	1/2" Fitting Brush 12 mm (3 Per Pack)	1/2	0.24
93722	-	3/4" Fitting Brush 18 mm (3 Per Pack)	1/2	0.26
93727	-	1" Fitting Brush 25 mm (3 Per Pack)	3/4	0.27
93732	-	1 1/4" Fitting Brush 32 mm (3 Per Pack)	3/4	0.29
93737	-	1 1/2" Fitting Brush 40 mm (3 Per Pack)	1 3/4	0.77
93742	-	2" Fitting Brush 50 mm (3 Per Pack)	1 3/4	0.79
12638	-	2 1/2" Fitting Brush (3 Per Pack)-122XL Only	1 3/4	0.79
12643	-	3"-4" Fitting Brush (3 Per Pack)-122XL Only	2	0.82
94682	-	O.D. cleaning brush	1	0.44
46105	-	O.D. Debur Disk	1 1/4	0.57
93747	-	Quick-Change Collet	2 1/4	0.95
93712	-	Fitting Brush Holder	6	2.63
93707	-	Fitting Brush Storage Kit Includes Mountable Storage Rack, Quick-Change Collet, Spare Cutter Wheel, and Brushes (1/2", 3/4", 1", 1 1/4", 1 1/2", 2")	3	1.39
36662	301A	Model 301A Foot Switch120V	7 1/2	3.39
33175	2191	Cutter Wheel for Copper	1/4	0.10
33551	122SS	Cutter Wheel for Stainless Steel	1/4	0.10
10343	-	Wheel Pin for 33551 Cutter Wheel	1/4	0.10
42360	1206	1206 Stand	31	14.10
94687	-	2" Reamer Cone Assembly	1/16	0.03



# PIPE/TUBE CUTTING & PREPARATION

## Tubing Cutters

### Tubing Cutter Selection

Pipe Cutter	Image	Page No.	Diameter	Material / Diameter			
				Steel / Stainless	Copper	Aluminum	Plastic/PVC
Close Quarters Tubing Cutters		3.14	¼" - 1½"	•	•	•	
2-in-1 Close Quarters AUTOFEED™ Cutter		3.15	¼" - 1½"	•	•	•	
Constant Swing Tubing Cutters		3.15	½" - 1¾"	•	•	•	
Enclosed Feed Tubing Cutters		3.16	¼" - 2¾"	•	•	•	
Quick-Acting Tubing Cutters		3.16	¼" - 6¾"	•	•	•	•
Screw Feed Tubing Cutters		3.17	½" - 3½"	•	•	•	
Internal Tubing Cutters		3.17	2-4	•	•	•	•
Stainless Steel Duty Tubing Cutters		3.17	¾" - 2¾"	•	•	•	
Plastic Pipe Cutters		3.19-3.21	½" - 1½"				•



#### Close Quarters Tubing Cutters

Specifically designed for use in restricted spaces on small diameter, hard and soft copper, aluminum, brass and plastic tubing.

- Rollers include grooves for close-to-flare cuts.
- Strong, lightweight slide and wheel housing, and large knurled feed screw knob give easy control of cutting pressure for clean cuts.
- Models 117 and 118 include a self-feeding cutter wheel that automatically cuts after tightening the knob only once (AUTOFEED®).
- The Model 118 features a special knob for easier tightening of the feedscrew.

Catalog No.	Model No.	Description	Std. Wheel	Capacity		Weight		Std. Pack
				in.	mm	lb.	kg	
40617	101*	Close Quarters Cutter	E-3469	¼ - 1½	6 - 28	½	0.23	6
32975	103	Close Quarters Cutter	E-3469	⅜ - 5/8	3 - 16	⅓	0.15	6
32985	104	Close Quarters Cutter	E-3469	¾ - 1½	5 - 24	⅓	0.15	6
97787	117*	2-in-1 Close Quarters AUTOFEED Cutter	E-3469	¾ - 1½	5 - 24	⅓	0.15	12
86127	118*	Close Quarters AUTOFEED Cutter Only	E-3469	¼ - 1½	6 - 28	⅝	0.26	6

\*Models 101, 117 and 118 include spare cutter wheel in knob

#### (TOOLTIP)

For best cutting results, change the cutter's wheel pin at least once for every two cutter wheel replacements.

## Tubing Cutters



### 2-in-1 Close Quarters AUTOFEED™ Cutter

The RIDGID® Model 118 Close Quarters AUTOFEED™ Cutter can now be enhanced with a ratchet handle that allows for easier cutting in tight, restricted spaces. Of rugged and compact design, the handle can be attached to the cutter and operated in ratchet steps as small as 10 degrees. This allows for fine indexing of the cutter to operate in tight spaces. The new ratchet handle allows more flexibility and mobility while keeping the AUTOFEED features of the model 118 Cutter, which is designed to cut hard and soft copper, aluminum and brass.

- Featuring the NEW 2-in-1 Close Quarters Cutter where the cutter can be used alone or with the ratchet handle, a light and ergonomic accessory to help use the cutter in tight and restricted spaces.
- Easy to use in hard-to-reach areas because the knob only needs to be tightened once.
- Adjustable to any size from 1/4" – 1 1/8" (6-28 mm) OD.
- Tubing cutter comes with a spare E-3469 Cutter Wheel in knob.
- New football-shaped knob in the cutter.
- Ratchet handle also compatible with Model 101 tubing cutter.

Catalog No.	Model No.	Description	Capacity		Weight		Std. Pack
			in.	mm	lb.	kg	
32573	118	2-In-1 Close Quarters Quick-Feed Cutter with Ratchet Handle	1/4 - 1 1/8	6 - 28	1 1/16	0.48	1
86127	118	Close Quarters AUTOFEED Cutter Only	1/4 - 1 1/8	6 - 28	5/8	0.26	6
32933	118	Ratchet Handle Only for 101 and 118 Tubing Cutter	-	-	5/8	0.26	1



### Constant Swing Tubing Cutters

- Features an enclosed feed screw to eliminate clogging and jamming, grooved rollers for close-to-flare cuts, and a fold-away reamer.
- X-CEL Knob – cut tubing more quickly and easily with our larger, more ergonomic designs.
- X-CEL Wheel Pin – change your cutter wheel quickly using our new ball detent design...no tool needed...no lost clips!
- Spare cutter wheel included in the knob.
- Made from high-strength zinc alloy.
- Cuts copper, brass, and aluminum tubing and thin-wall conduit.

Catalog No.	Model No.	Description	Std. Wheel	Capacity Range		Weight		Std. Pack
				in.	mm	lb.	kg	
31622	150	Constant Swing Cutter	E-3469	1/8 - 1 1/8	3 - 28	1	0.44	6
31627	150	Above w/H-D Wheel(s)	E-4546	1/8 - 1 1/8	3 - 28	1	0.44	6
66737	150-L	Constant Swing Cutter	E-3469	1/8 - 1 3/8	3 - 35	1	0.44	6
66742	150-LS	Above with Heavy Duty Wheel	E-4546	1/4 - 1 3/8	6 - 35	1 1/8	0.47	6

# PIPE/TUBE CUTTING & PREPARATION

## Tubing Cutters



### Enclosed Feed Tubing Cutters

- Features an enclosed feed screw to eliminate clogging and jamming.
- X-CEL Knob - cut tubing more quickly and easily with our larger, more ergonomic designs.
- X-CEL Wheel Pin - change your cutter wheel quickly using our new ball detent design..no tool needed.. no lost clips!
- Grooved rollers for close-to-flare cuts.
- Spare cutter wheel included in the knob.
- Fold-away reamer.
- Made from high-strength zinc alloy.
- Cuts hard / soft copper, aluminium, brass and multilayer tubes.

Catalog No.	Model No.	Description	Std. Wheel	Capacity		Weight		Std. Pack
				in.	mm	lb.	kg	
33055	205	Ratcheting Encl. Feed Cutter	E-3469	1/4 - 2 <sup>3</sup> / <sub>8</sub>	6 - 60	2	0.91	1
33070	205S*	Above with Heavy Duty Wheel	E-4546	1/4 - 2 <sup>3</sup> / <sub>8</sub>	6 - 60	2	0.91	1

\*Model 205S is suitable for Stainless Steel



### Quick-Acting Tubing Cutters

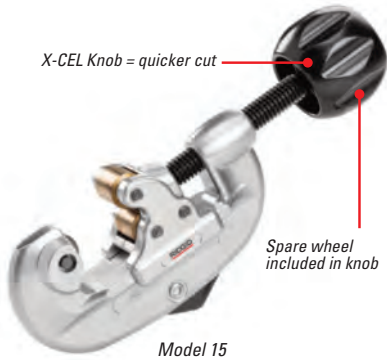
- Models 151-156 feature a quick-acting design, I-beam construction, hardened wear surfaces and thrust bearing slide assemblies for smooth operation.
- X-CEL Knob - cut tubing more quickly and easily with our larger, more ergonomic designs.
- X-CEL Wheel Pin - change your cutter wheel quickly using our new ball detent design..no tool needed.. no lost clips!
- Available in models for plastic pipe or metallic tubing.
- Models 151 and 152 feature fold-away reamers.
- Model 151-ML is suitable for cutting multilayer tubing.

Catalog No.	Model No.	Description	Std. Wheel	Capacity		Weight		Std. Pack
				in.	mm	lb.	kg	
31632	151	Quick-Acting Cutter	E-3469	1/4 - 1 <sup>7</sup> / <sub>8</sub>	6 - 42	1 <sup>1</sup> / <sub>4</sub>	0.56	6
31637	151-P	Above w/Wheel For Plastic	E-2155	1/8 - 1 <sup>1</sup> / <sub>4</sub>	10 - 40	1 <sup>1</sup> / <sub>4</sub>	0.56	6
66747	151-ML	Quick-Acting Tubing Cutter	E-545	1/8 - 1 <sup>1</sup> / <sub>2</sub>	10 - 50	1	0.50	1
31642	152	Quick-Acting Cutter	E-3469	1/4 - 2 <sup>5</sup> / <sub>8</sub>	6 - 66	2	0.92	1
31647	152-P	Above w/Wheel For Plastic	E-2155	1/4 - 2	10 - 63	2	0.92	1
36597	153	Quick-Acting Cutter	E-3469	1 <sup>1</sup> / <sub>4</sub> - 3 <sup>1</sup> / <sub>2</sub>	32 - 90	2	0.92	1
36592	153-P	Above w/Wheel For Plastic	E-2155	1 - 3	25 - 75	2	0.92	1
31652	154	Quick-Acting Cutter	E-2558	1 <sup>7</sup> / <sub>8</sub> - 4 <sup>1</sup> / <sub>2</sub>	48 - 116	3 <sup>7</sup> / <sub>8</sub>	1.72	1
31657	154-P	Above w/Wheel For Plastic	E-2156	1 <sup>1</sup> / <sub>2</sub> - 4	50 - 110	3 <sup>7</sup> / <sub>8</sub>	1.72	1
31662	156	Quick-Acting Cutter	E-2558	4 - 6 <sup>5</sup> / <sub>8</sub>	100 - 170	5	2.23	1
31667	156-P	Above w/Wheel For Plastic	E-2157	4 - 6	110 - 160	5	2.23	1

### **RIDGID® Quick-Acting plastic cutter models are equipped to easily convert to cut copper or other metallic tubing.**

1. Remove spare copper cutting wheel from knob.
2. Reverse knob position so that the "Cu" notation is visible inside the knob.
3. Screw knob back on to handle.
4. Using the X-CEL Wheel Pin, you can quickly replace the existing plastic cutting wheel with the copper cutting wheel. You're now ready to cut copper, aluminum, and brass tubing.
5. When you wish to revert to plastic cutting, follow the same instructions but make sure to reposition knob so that "PE" and "PVC" notations are visible inside knob.

## Tubing Cutters



### Screw Feed Tubing Cutters

- Clean, square cuts are easily made on copper, brass, aluminum and thin-wall steel.
- X-CEL Knob – cut tubing more quickly and easily with our larger, more ergonomic designs.
- Models 10, 15 and 20 feature a convenient fold-away reamer.

Catalog No.	Model No.	Description	Std. Wheel	Capacity		Weight		Std. Pack
				in.	mm	lb.	kg	
32910	10	Tubing and Conduit Cutter	F-158	1/8-1	3 - 25	7/8	0.40	6
32915	10	Above w/H-D Wheel	E-1240	1/8-1	3 - 25	7/8	0.40	6
32920	15	Tubing and Conduit Cutter	F-158	3/16-1 1/8	5 - 28	1/2	0.68	6
32925	15	Above w/H-D Wheel	E-1240	3/16-1 1/8	5 - 28	1/2	0.68	6
32930	20	Tubing and Conduit Cutter	F-158	5/8-2 1/8	16 - 54	1 3/4	0.79	1
32935	20	Above w/H-D Wheel	E-1240	5/8-2 1/8	16 - 54	1 3/4	0.79	1
32940	30	Tubing and Conduit Cutter	E-2558	1-3 1/8	25 - 79	3 1/2	1.60	1
32950	30	Above w/H-D Wheel (for steel)	E-2191	1-3 1/8	25 - 79	3 1/2	1.60	1

### Stainless Steel Tubing Cutters

These tubing cutters have been designed for optimized performance on Stainless Steel tube.



- A contoured frame allows for easy alignment while adjusting the cutter to make a cut.
- Ergonomic knob allows for easy adjustments.
- Six individual bearings in the 15-SI and 35S and 12 in the 65S replace traditional rollers. The bearings create a smoother cut, and allow for increased speed around the tube.
- Specially designed Stainless Steel cutter wheel in 35S and 65S contains bearings in the hub, to decrease drag around the tube for a smoother cut.

Catalog No.	Model No.	Description	Std. Wheel	Capacity		Weight		Std. Pack
				in.	mm	lb.	kg	
97212	15-SI	Stainless Steel Tubing & Conduit Cutter	E-1525	3/16 - 1 1/8	5.0 - 28.0	1 1/2	0.68	1
29963	35S	Stainless Steel Tubing Cutter	E-635	1/4 - 1 3/8	5.0 - 35.0	7/8	0.40	1
31803	65S	Stainless Steel Quick-Acting Tubing Cutter	E-635	1/4 - 2 5/8	6.0 - 65.0	1 1/2	0.68	1
29973	E635	Stainless Steel Cutter Wheel with Bearings	E-635	-	-	1/32	0.01	1
32078	151 CSST	Quick-Acting CSST Cutter	E-4546	3/8 - 1	9.5 - 25.4	1.1	0.50	6

### Internal Tubing Cutters

For trimming tubing below floor level for shower/floor drain installations, or above the ceiling for sprinkler head installations.



- Model 106 features a tool steel and aluminum body while 108 and 109P have cast iron bodies.
- Each model features hardened steel rollers and cutter wheels.
- Model 109P is equipped to cut PVC or ABS plastic.

Catalog No.	Model No.	Description	Std. Wheel	Capacity		Depth		Weight		Std. Pack
				in.	mm	in.	mm	lb.	kg	
33005	106	Internal Cutter	E-2558	2 - 3	50 - 75	1/4 - 2 5/8	6 - 67	2 3/8	1.1	1
83240	108	Internal Cutter	E-2558	1 1/4 - 2	6 - 50	1/4 - 1 3/4	6 - 45	2	0.9	1
83290	109	2-Handle Internal Cutter	E-2558	2 1/2 - 4	60 - 100	1/4 - 2 1/8	6 - 54	4	1.8	1
83295	109-P	Above w/Wheel for Plastic	E-5299	2 1/4 - 4	60 - 100	1/4 - 2 1/8	6 - 54	4	1.8	1

# PIPE/TUBE CUTTING & PREPARATION

## Tubing Cutter Replacement Wheels

Always use genuine RIDGID® Cutter Wheels. These wheels are precision-machined from high-grade steel and are engineered for long life and maximum cutting accuracy.

Tubing Cutters (Original Product)				Catalog No.	Model No.	10	15	15-SI	35S	65S	CSST	20	30	30P	40	10/1718	100/104117	106	108	109	109P	150	151	151-P	152	152-P	153	153-P	154	154-P	156	156-P	205	122	122XL	10973	Application/Material		
Catalog No.	Model No.	Std. Pack	Blade Exp.																																				
33210	E-702	1	.500																																			Heavy Wall PVC, ABS	
33165	E-1240	12	.162	▲	▲	▲																																Steel – SS	
33200	E-1740	1	.147												▲	▲																						Soft Flexible Pipe	
74720	E-2155	1	.286																																			PE, PB, PP, Std. & Heavy Wall	
74730	E-2156	1	.412											●																							PE, PB, PP, Std. & Heavy Wall		
74735	E-2157	1	.500																																			PE, PB, PP, Std. & Heavy Wall	
33175	E-2191	6	.292										▲		▲																					●	▲	Steel Tubing	
33170	E-2558	6	.220										●		●				●	●	▲																	Aluminum & Copper	
83235	E-2880	1	.747																																			PE, PB, PP, Std. & Heavy Wall	
33205	E-2990	1	.112	▲	▲							▲																											Steel, Aluminum & Copper
33185	E-3469	12	.149													●	●																						Aluminum & Copper
34695	E-3495	1	.290																																				Aluminum
33190	E-4546	6	.120								●																												Steel – SS
33195	E-5272	6	.290																																				PVC, ABS, Std. Wall
33180	E-5299	6	.412											▲																									PVC, ABS, Std. Wall
33160	F-158	12	.149	●	●							●																											Aluminum & Copper
88260	E-10279	1	.185																																				Thin-Wall PVC
96397	E-1525	1	.120				●																																Stainless Steel
33551	122SS	1	.292																																				Stainless Steel
29973	E-635	1	.120					●	●																														Stainless Steel
33190	E-4546	1	.120									●																											Stainless Steel

● Denotes Cutter Wheels furnished with original product. ▲ Denotes alternate Cutter Wheel.



## Plastic Pipe Cutters

### Single Stroke Cutters

- For plastic (PVC, CPVC, PP, PEX, PE) and Multilayer tubing.
- Spring loaded handles for faster positioning. Single stroke, easy cut.
- PC-1250 features a reversible blade providing two times blade life. Is not suitable for cutting multilayer tubing.
- PC-1375 ML: durable aluminum construction for heavy-duty use. Easy attachable ML-adapter for improved multilayer cutting and instant re-rounding of tubing.



Model PC-1375



Model PC-1250

Catalog No.	Model No.	Description	Capacity (O.D.)		Weight		Std. Pack
			in.	mm	lb.	kg	
23488	PC-1250	Single Stroke Plastic Pipe & Tubing Cutter	1/8 - 1 5/8	3 - 42	1/2	0.20	1
26803	PCB-1250	PC-1250 Replacement Blade	-	-	1/8	0.06	1
23493	PC-1375 ML	Single Stroke Plastic Pipe and Tubing Cutter	1/8 - 1 3/8*	3 - 35*	3/4	0.34	3
25588	PCB-1375	PC-1375 Replacement Blade	-	-	1/8	0.06	1

\*3-25 mm when used with ML-adapter

### Ratchet Cutters with Ergonomic Grips

- Ergonomic grips on bottom handle are spaced at 1/2" increments to act as a quick pipe measuring scale.
- X-CEL® quick-change blade.
- "Burr-less" cutting operation provides a square cut.
- Intended materials: Plastic (PVC, CPVC, PP, PEX, PE, Rubber hose) and Multilayer tubing.

Model RC-1625



Model RC-2375

Catalog No.	Model No.	Description	Capacity (O.D.)		Weight		Std. Pack
			in.	mm	lb.	kg	
23498	RC-1625	Ratchet Action Plastic Pipe & Tubing Cutter	1/8 - 1 5/8	3 - 42	1 3/16	0.52	1
27858	RCB-1625	RC-1625 Replacement Blade	-	-	1/8	0.03	1
30088	RC-2375	Ratchet Action Plastic Pipe & Tubing Cutter	1/8 - 2 3/8	3 - 63	1 7/8	0.90	1
30093	RCB-2375	RC-2375 Replacement Blade	-	-	1/4	0.10	1

### (TOOLTIP)

When using the PC-1250 to cut Sch. 40 PVC, it is necessary to rotate the cutter up and down at 90° while piercing through pipe.

# Plastic Pipe Cutters



## PTEC Plastic Drain Pipe Cutter


The RIDGID® PTEC Cutter is the first cutter of its kind that provides the hassle-free ability to execute a clean, fast, and straight cut on thin-wall plastic tube. This versatile cutter can be used on Polyethylene (PE), Polypropylene (PP), and Thin-Walled PVC tubes.

- Clean, Automatic Deburring – The cut produced by this cutter results in only a fine strand of plastic, as opposed to the fuzz created around the cut of a hacksaw. No need for a second tool to deburr, this cutter automatically deburrs in parallel to cutting action.
- Automatic Beveling – Allows for immediate, easy joining to other sink drain pieces.
- Open Bore Design – Allows cutting of double-flanged plastic drain pipe.
- PTEC 3000 – Single-flanged 1 1/4"; Double-flanged 1 1/2".
- PTEC 5000 – Double-flanged 50mm.

Catalog No.	Model No.	Description	Capacity (O.D.)		Weight		Std. Pack
			in.	mm	lb.	kg	
41608	PTEC 3000	Plastic Drain Pipe Cutter	1 1/4, 1 1/2	-	2.00	0.9	1
40868	PTEC 5000	Plastic Drain Pipe Cutter	-	50	0.44	0.2	1



*With Hacksaw*



*With Cutter*

## Plastic Pipe Cutters



### Foam Core Cutter

The RIDGID® Foam Core Cutter is the ONLY dedicated tool that cleanly cuts (cellular) FOAM CORE ABS and FOAM CORE PVC pipe. Two size dedicated cutters: 1½" and 2".

- Fast – Make a complete cut in one single rotation.
- Easy to Use – Snap onto pipe, rotate.
- Clean – Cut is clean and doesn't require deburring.
- Extended Handle – Provides leverage for easy rotation.
- Extra Blade Included – Two blades are included in each unit.

Catalog No.	Model No.	Description	Capacity (O.D.)	Weight		Std. Pack
			in.	lb.	kg	
41703	FC-150	Foam Core Cutter	1½	0.225	0.125	3
40938	FC-200	Foam Core Cutter	2	0.364	0.165	3
41768		Replacement Blades-Pack of 4	-	0.011	0.005	3

## Copper Cleaning Brushes



### Inner-Outer Copper Cleaning Brush

- Combines tube O.D. cleaning and fitting I.D. brush into one hand tool.
- High carbon steel brushes quickly clean ½" (12 mm) to ¾" (19 mm) nominal tube and fittings in preparation for soldering or brazing.
- Durable plastic construction designed for easy brush replacement.

Catalog No.	Model No.	Description	Weight		Std. Pack
			oz.	g	
34142	4100	I-O Copper Cleaning Brush	3¼	90.7	10
34147		Replacement Brush Set	1½	45.3	1

## Sizing Tools



### No. 575 EMT Sizing Tool for Conduit

- Quickly resizes thin-wall conduit ends that have become deformed after installation.
- Tool can also be used for slight bending of ½" and ¾" conduit ends for alignment purposes.
- Hardened alloy steel resists wear.

Catalog No.	Model No.	Description	Weight		Std. Pack
			lb.	kg	
36005	575	½" (12 mm) and ¾" (19mm) EMT	1	0.5	1

# Reamers, Deburring Tools



### 127 Inner-Outer Reamer

- Handy for quick, clean and easy I.D. reaming and O.D. beveling of 1/4" (6 mm) to 1 1/2" (40 mm) tube.
- Plastic construction with long-wearing alloy steel blades.
- Gives fast, professional reaming on copper, aluminum, brass and other types of tubing.

Catalog No.	Model No.	Capacity (O.D.)		Weight		Std. Pack
		in.	mm	lb.	kg	
34965	127	1/4 - 1 1/2	6 - 40	1/4	0.113	1
43573	127S	1/8 - 1 1/2	3 - 40	3/8	0.163	1

127 for Copper, Aluminum, and Soft Steel  
127S for Stainless Steel



### 223S/227S Inner-Outer Reamer

- 46 cutting edges on interior cone allow for fast, clean, inner reaming and outer deburring/beveling of 1/4" (6 mm) to 2" (50 mm) copper and stainless steel tubing.
- Hardened steel construction.
- Dual inch/metric measurement bar.

Catalog No.	Model No.	Description	Capacity		Weight		Std. Pack
			in.	mm	lb.	kg	
29983	223S	Copper and Stainless Steel Tubing	1/4 - 1 1/4	6 - 40	3/4	0.34	1
29993	227S	Copper and Stainless Steel Tubing	1/2 - 2	12 - 54	1 1/4	0.56	1



### Deburring Tools

- Deburring Tool for plastic pipe and tubing.
- Made of high-grade steel with specially-designed, long-lasting cutting edges.
- Slip-resistant vinyl hand grip.
- Ideal for removing outside ridges and inside burrs on plastic pipe and tubing.

Catalog No.	Model No.	Description	Plastic Pipe Capacity		Std. Pack
			in.	mm	
35155	72	Deburring Tool	1/2 - 1 1/2	12 - 40	6
64962	73	Deburring Tool	1 1/2 - 3	40 - 76	6
64967	74	Deburring Tool	4	100	6

## Threading





- Dependable heavy duty machines for maximum up-time, superior quality threads and minimal threading time.
- Industry's widest selection of hand and power threading equipment.
- Manual "hammer" type chuck and "auto-chuck" models.



Type	No. of Models	Pipe Capacity (in.)	Page No.
<b>Manual Ratchet Threaders</b>			
Exposed Ratchet Threader Sets	12	½ - 2	4.3
Enclosed Ratchet Threader Set	1	½ - 1¼	4.3
Ratchet and Handle Only	5	—	4.3
Three-way Pipe Threaders	5	½ - 1	4.4
Exposed Ratchet Bolt Threader	2	¼ - 1	4.4
Carrying Case	7	—	4.4
Hand Threader Die Heads	—	⅛ - 12	4.5 - 4.6
Manual Threader Pipe & Bolt Dies	—	¼ - 2	4.7
<b>Manual Receding Threaders</b>			
Models 65R-C & 65R-TC	6	1 - 2	4.8
Pipe Dies for Geared Receding Threaders	19	1 - 4	4.8
Power Threading w/ Geared Threaders	—	—	4.9
Receding Geared Threader & Accessories	—	—	4.10 - 4.11
<b>Accessories</b>			
Thread Sealant	2	—	4.11
Cutting Oil	12	—	4.12
Oiler	4	—	4.12
<b>Power Drives</b>			
Model 600-I	2	⅛ - 1¼	4.13
Model 690-I	2	⅛ - 2	4.14
Model 700	2	⅛ - 2	4.15
Model 300	3	⅛ - 2	4.16
<b>Threading Machines</b>			
Model 300 Complete	4	⅛ - 2	4.17
Model 535A Threading Machine	3	⅛ - 2	4.18 - 4.19
Model 535 Threading Machine	4	⅛ - 2	4.20 - 4.21
Model 1215 Threading Machine	1	¼ - 1½	4.22
Model 300 Compact Threading Machine	6	⅛ - 2	4.23
Threader Stands	5	—	4.24
Optional Die Heads	12	⅛ - 2	4.25
Model 1224 Threading Machine	7	¼ - 4	4.26
Stands & Die Heads for 1224	—	¼ - 4	4.27
Pipe Dies for Machine Die Heads	—	⅛ - 2	4.28 - 4.30
Nipple Chucks/Adapters	—	—	4.31

# THREADING

## Threader Selection

Pipe Threads (inches)				Bolt Threads				Model	Page No.
NPT	BSPT	NPSM	BSPP	UNF	UNC	ACME			
1/8-1 1/8-1 1/4 1/8-2 1/2-1	1/8-1 1/8-1 1/4 1/8-2 1/2-1	1/8-1 1/8-1 1/4 1/2-2 1/2-1	— 3/8-1 1/4-2 1/2-1	1/4-1 — — —	1/4-1 — — —	— — — —	<b>Manual Ratchet Threaders</b> 	00-RB 11-R 12-R 31-A Series*	4.4 4.3 4.3 4.3
1-2 2 1/2-4 4-6	1-2 2 1/2-4 4-6	— — —	— — —	— — —	— — —	— — —	<b>Receding Threaders</b> 	65-R 141 161	4.8 4.10 4.10
1/8-1 1/4 1/8-2 1/8-2 1/8-2	1/8-1 1/4 1/8-2 1/8-2 1/8-2	1/8-1 1/4 1/2-2 1/8-2 1/8-2	3/8-1 1/4-2 1/4-2 1/4-2	— — 1/4-1 1/4-2	— — 1/4-1 1/4-2	— — — 3/4-1 3/8	<b>Power Drives</b> 	600-I 690-I 700 300	4.13 4.14 4.15 4.16
1/8-2 1/8-2 1/8-2 1/8-2 1/4-4	1/8-2 1/8-2 1/8-2 1/8-2 1/4-4	1/8-2 1/8-2 1/8-2 1/8-2 1/8-2	1/4-2 1/4-2 1/4-2 1/4-2 1/4-2	1/4-2 5/16-2 1/4-2 1/4-2 1/4-2	1/4-2 5/16-2 1/4-2 1/4-2 1/4-2	3/4-1 3/8 5/16-2 3/4-1 3/8 3/4-1 3/8 3/4-1 3/8	<b>Threading Machines</b> 	300 Compact 535-A 535 1215 1224	4.23 4.18 4.20 4.22 4.28

\* Standard configuration but can use any 12-R dies.



# Manual Ratchet Threaders

All matched Threader/Sets include Die Heads, Ratchet Assembly, Ratchet Handle and Alloy Dies. All Threader Sets use same 12-R Dies in Die Head.



## Exposed Ratchet Threader Sets

- Model 00-R: Capacity 1/8" - 1" without carrying case.
- Model 12-R: Capacity 1/8" - 2" with carrying case.

Catalog No.	Model No.	Description	Die Heads Include		Weight	
			in.	mm	lb.	kg
36345	00-R	NPT	1/2 - 1	12 - 25	10	4.5
36355	00-R	NPT	3/8 - 1	10 - 25	11 1/4	5.1
36375	00-R	NPT	1/8 - 1	3 - 25	13 3/4	6.2
36480	12-R	NPT	1/2 - 1 1/4	12 - 32	23 3/4	10.8
36475	12-R	NPT	1/2 - 2	12 - 50	34 3/4	15.8
36505	12-R	NPT	1/8 - 2	3 - 50	45 1/2	20.7
55207	12-R*	NPT	1/2 - 2	12 - 50	35 1/2	16.1
36380	00-R	NPSM	1/2 - 1	12 - 25	10	4.5
36510	12-R	NPSM	1/2 - 2	12 - 50	34 3/4	15.8
65175	00-R	BSPT	1/2 - 1	12 - 25	10	4.5
65255	12-R	BSPT	1/2 - 2	3 - 50	34 3/4	15.8
65285	12-R	BSPT	1/8 - 2	3 - 50	45 1/2	20.7

\*For plastic-coated pipe



Model 11-R

## Enclosed Ratchet Threader Set

- No 11-R capacity: 1/8" - 1 1/4".

Catalog No.	Model No.	Description	Die Heads Include		Weight	
			in.	mm	lb.	kg
36390	11-R	NPT	1/2 - 1 1/4	12 - 32	16	7.3



## Ratchet & Handle Only

- Ratchet knob indicates forward and reverse.
- Die heads snap in from both sides and lock in place.

Catalog No.	Model No.	Description
38540	00-RB & 00-R	Ratchet & Handle Only
37777	11-R	Ratchet & Handle Only
38550	111-R	Ratchet & Handle Only
30118	12-R	Ratchet & Handle Only
38535	0-R	Ratchet & Handle Only



See page 4.12

# Manual Ratchet Threaders



## Three-Way Pipe Threaders

Each model cuts three thread sizes and uses 12-R ratchet threader dies.

Catalog No.	Model No.	Capacity		Dies Used	Weight	
		in.	mm		lb.	kg
36540	31-A NPT	1/2 - 1	12 - 25	RH Alloy - NPT	10	4.6
36550	31-A NPT	1/2 - 1	12 - 25	RH High Speed - NPT	10	4.6
36555	31-A NPT	1/2 - 1	12 - 25	RH High Speed For Stainless Steel - NPT	10	4.6
65320	31-A BSPT	1/2 - 1	12 - 25	RH Alloy BSPT	10	4.6
36560	31-A NPSM	1/2 - 1	12 - 25	RH Alloy - NPSM	10	4.6

## Exposed Ratchet Bolt Threader Sets

- No. 00-RB: Capacity 1/4"-1"
- All matched threader sets include button die heads, ratchet assembly (00-R) and ratchet handle. Button dies can be reversed to thread close to bolt shoulder or head.



Catalog No.	Model No.	Description	No. Die Heads Complete	Thread Type	Capacity Range		Weight	
					in.	mm	lb.	kg
36680	00-RB	Ratchet Bolt Threader	10	UNC	1/4 - 1	6 - 25	20	9.1
36690	00-RB	Ratchet Bolt Threader	10	UNF	1/4 - 1	6 - 25	20	9.1

## Carrying Cases

- Helps keep die sets organized.



Catalog No.	Description	Threader Type	Length		Width		Height		Weight	
			in.	mm	in.	mm	in.	mm	lb.	kg
38605	Metal Case	00-R	19 <sup>5</sup> / <sub>8</sub>	497	4 <sup>9</sup> / <sub>16</sub>	116	3 <sup>3</sup> / <sub>16</sub>	81	7 <sup>1</sup> / <sub>2</sub>	3.40
38610	Metal Case	00-RB	19 <sup>1</sup> / <sub>8</sub>	485	7 <sup>1</sup> / <sub>4</sub>	184	3 <sup>3</sup> / <sub>16</sub>	81	7 <sup>1</sup> / <sub>2</sub>	3.40
38615	Metal Case	111-R	25 <sup>5</sup> / <sub>8</sub>	650	4 2 <sup>1</sup> / <sub>32</sub>	118	6 <sup>7</sup> / <sub>32</sub>	158	7 <sup>3</sup> / <sub>4</sub>	3.51
38620	Metal Case	11-R	24 <sup>1</sup> / <sub>8</sub>	612	4 2 <sup>1</sup> / <sub>32</sub>	118	9 <sup>11</sup> / <sub>16</sub>	246	7 <sup>3</sup> / <sub>4</sub>	3.51
38625	Metal Case (Holds 6 Die Heads)	12-R	25 <sup>7</sup> / <sub>8</sub>	657	5	127	6 <sup>1</sup> / <sub>2</sub>	165	13	5.90
97375	Metal Case (Holds 9 Die Heads)	12-R	24 <sup>3</sup> / <sub>8</sub>	619	5	127	10	254	15	6.80
21218	Plastic Case	11R/12R	25	635	5	127	14	355	6	2.72

Note: Cases contain no die heads



# Die Heads

## Models 00-R, 12-R, 11-R & 00-RB



**Selection: North American Standards**

	Catalog No.									
	Nominal Pipe Size (in.)									
	1/8	1/4	3/8	1/2	3/4	1	1 1/4	1 1/2	2	
<b>Model No. 00-R</b>										
<b>(NPT)</b>										
Alloy RH	36875	36880	36885	36890	36895	36900	—	—	—	
High-Speed RH	36935	36940	36945	36950	36955	36960	—	—	—	
High-Speed for Stainless Steel RH	36965	36970	36975	36980	36985	36990	—	—	—	
<b>(NPSM)</b>										
Alloy RH	36995	37000	37005	37010	37015	37020	—	—	—	
API High-Speed	—	—	83435	68775	68780	—	—	—	—	
<b>Model No. 12-R</b>										
<b>(NPT)</b>										
Alloy RH	37375	37380	37385	37390	37395	37400	37405	37410	37415	
High-Speed LH	—	—	—	37435	37440	37445	37450	37455	37460	
High-Speed RH	37465	37470	37475	37480	37485	37490	37495	37500	37505	
High-Speed for Stainless Steel RH	37510	37515	37520	37525	37530	37535	37540	37545	37550	
High-Speed for PVC RH	—	83450	83455	83460	83465	83470	83475	83480	83485	
High-Speed for Plastic Coated Pipe	—	—	—	51857	51862	51867	51872	51877	51882	
Alloy for IMC RH	—	—	—	92690	92695	92700	92705	92710	92715	
<b>(NPSM)</b>										
Alloy RH	37555	37560	37565	37570	37575	37580	37585	37590	37595	
<b>Model No. 11-R</b>										
<b>(NPT)</b>										
Alloy RH	37025	37030	37035	37040	37045	37050	37055	20923	20943	
High-Speed RH	37095	37100	37105	37110	37115	37120	37125	20928	20948	
High-Speed for Stainless Steel RH	37130	37135	37140	37145	37150	37155	37160	20933	20953	
<b>(NPSM)</b>										
Alloy RH	37165	37170	37175	37180	37185	37190	37195	20938	20958	
<b>Model No. 00-RB</b>										
	1/4	5/16	3/8	7/16	1/2	5/8	3/4	7/8	1	
	20 TPI	18 TPI	16 TPI	14 TPI	13 TPI	12 TPI	11 TPI	10 TPI	9 TPI	8 TPI
<b>(UNC)</b>										
Alloy RH	37610	37615	37620	37625	37630	37635	37640	37645	37650	37655
Alloy LH	—	—	—	37675	—	—	—	37695	—	—
<b>(UNF)</b>										
Alloy RH	37710	37715	37720	37725	37730	37735	37740	37745	—	37755
Alloy LH	—	—	—	37775	37780	37785	37790	37795	37800	37805

Unless highlighted, all die heads come complete with selected dies and are set at the factory.

■ Highlighted die heads require assembly with supplied dies.

All matched threader/sets include die heads, ratchet assembly, ratchet handle and specified dies.

■ Not for manual hand threading.



See page 4.12

# THREADING

## Die Heads Ratchet Threaders – Models 00-R, 12-R, 11-R



Selection: British & International Standards

	Catalog No.								
	Nominal Pipe Size (in.)								
	1/8	1/4	3/8	1/2	3/4	1	1 1/4	1 1/2	2
<b>Model No. 00-R</b>									
<b>(BSPT)</b>									
Alloy RH	65705	65710	65715	65720	65725	65730	–	–	–
High-Speed RH	65765	65770	65775	65780	65785	65790	–	–	–
<b>Model No. 12-R</b>									
<b>(BSPT)</b>									
Alloy RH	65950	65955	65960	65965	65970	65975	65980	65985	65990
High-Speed LH	–	–	–	–	–	66020	–	66030	66035
High-Speed RH	–	–	–	66040	66045	66050	66055	66060	66065
Alloy for JIS RH	–	–	–	92585	92590	92595	92600	92605	92610
<b>(BSPP)</b>									
Alloy RH	–	49932	49937	49942	49947	49952	–	49962	49967
<b>Model No. 11-R</b>									
<b>(BSPT)</b>									
Alloy RH	65550	65555	65560	65565	65570	65575	65580	–	–
High-Speed RH	–	–	65620	65625	65630	65635	65640	–	–
<b>(BSPP)</b>									
Alloy RH	–	–	65680	65685	65690	65695	65700	–	–

Unless highlighted, all die heads come complete with selected dies and are set at the factory.  
 ■ Highlighted die heads require assembly with supplied dies.  
 All matched threader/sets include die heads, ratchet assembly, ratchet handle and specified dies.

Selection: British & International Standards

	Catalog No.			
	Nominal Pipe Size (mm)			
	20 mm	25 mm	32 mm	40mm
<b>Model No. 11-R</b>				
<b>(ISO)</b> Alloy RH	75005	75010	75015	75020



# Pipe Dies

Selection: Models 00-R, 11-R, 12-R, O-R, Ratchet Threaders or 30A, 31A 3-Way Pipe Threaders



Die Material or Type	Catalog No.								
	Nominal Pipe Size – Threads Per Inch								
	1/8-27	1/4-18	3/8-18	1/2-14	3/4-14	1-11½	1¼-11½	1½-11½	2-11½
<b>(NPT) National Pipe Taper</b>									
Alloy RH	37810	37815	37820	37825	37830	37835	37840	37845	37850
High-Speed RH	37855	37860	37865	37870	37875	37880	37885	37890	37895
High-Speed LH	–	38050	38055	38060	38065	38070	38075	38080	38085
H.S. For Stainless Steel RH	37900	37905	37910	37915	37920	37925	37930	37935	37940
H.S. For PVC RH	–	–	70685	70690	70695	70700	70705	70710	70715
HS Reversible RH*	–	–	–	49707	49712	49717	49722	49727	–
<b>(NPSM) National Pipe Straight Mechanical</b>									
Alloy RH	37945	37950	37955	37960	37965	37970	37975	37980	37985
<b>(API) American Petroleum Institute***</b>									
High-Speed RH			70720	70725	70730				
<b>(BSPT) British Standard Pipe Taper**</b>									
	1/8-28	1/4-19	3/8-19	1/2-14	3/4-14	1-11	1¼-11	1½-11	2-11
Alloy RH	45848	45853	45858	45863	45868	45873	45878	45883	45888
High-Speed RH	66310	66315	66320	66325	66330	66335	66340	66345	66350
High-Speed LH	66405	66410	66415	66420	66425	66430	66435	–	66445
HS Reversible RH*	–	–	56337	56342	56347	56352	–	–	56367
<b>(BSPP) British Standard Pipe Parallel**</b>									
Alloy RH	66190	66195	66200	66205	66210	66215	66220	66225	66230

\* Dies can be reversed in die head for close-to-wall threading.

\*\* Requires British Die Head.

\*\*\* Requires API Die Head.

ISO International Standards Organization	Nominal Conduit Size in mm – Thread Pitch in mm			
	20-1.5	25-1.5	32-1.5	40-1.5
Alloy RH	85830	76305	85835	76315

Requires 11-R ISO Die Head, see page 4.6.

BEC British Electrical Conduit (1)	Nominal Conduit Size – Threads Per Inch					
	1/2-18	5/8-18	3/4-16	1-16	1¼-16	1½-14
Alloy RH	66155	66160	–	–	66175	–

(1) Requires 11-R BEC Die Head.

# Bolt Threaders Button Dies

Selection: Model 00-RB Ratchet Bolt Threaders, or 31B, 33B, 35B, 37B 3-Way Bolt Threaders

Die Material or Type	Catalog No.									
	Rod Diameter – Threads Per Inch									
	1/4-20	5/16-18	3/8-16	7/16-14	1/2-13	9/16-12	5/8-11	3/4-10	7/8-9	1-8
(UNC) Unified National Course										
Alloy RH	38335	38340	38345	38350	38355	38360	38365	38370	38375	38380
(UNF) Unified National Fine										
Alloy RH	38385	38390	38395	38400	38405	38410	38415	38420	38425	15317



See page 4.12

# Manual Receding Threaders



## No. 65R-TC Manual Receding Threader

- Threads 1"-2" pipe.
- True centering workholder.
- Jam-proof.
- Right-hand only.

Catalog No.	Model No.	Description	Capacity/Pipe Size		Weight	
			in.	mm	lb.	kg
36570	65R-TC	NPT with 1 Set High-Speed Dies	1 - 2	25 - 50	27	12.3
65345	65R-TC	BSPT with 1 Set High-Speed Dies	1 - 2	25 - 50	27	12.3
96720	-	Metal Carrying Case for 65R Series Threaders	-	-	8	3.7



## No. 65R-C Manual Receding Threader

- Threads 1"-2" pipe.
- Jam-proof drive pawl.
- Cam workholder sets instantly.
- Right-hand only.

Catalog No.	Model No.	Description	Capacity/Pipe Size		Weight	
			in.	mm	lb.	kg
36565	65R-C	NPT with 1 Set High-Speed Dies	1 - 2	25 - 50	25	11.4
65340	65R-C	BSPT with 1 Set High-Speed Dies	1 - 2	25 - 50	25	11.4
96720	-	Metal Carrying Case for 65R Series Threaders	-	-	8	3.7

## Accessories: Receding Threaders Pipe Dies for Models 65R-C & 65R-TC Ratchet Threaders

Die Material or Type	Catalog No.	
	(NPT) National Pipe Taper	(BSPT) British Std. Pipe Taper
	1" Thru 2"-11½ TPI	1" Thru 2"-11 TPI
High-Speed RH	38100	66450*
H.S. For Stainless Steel RH	38105	-
H.S. For Cast Iron RH	38110	-

\* Requires BSPT Threader

## Accessories: Pipe Dies for Model 4PJ Geared Pipe Threaders

Die Material or Type	Catalog No.							
	(NPT) National Pipe Taper				(NPSM) National Pipe*			
	Nominal Pipe Size-Threads Per Inch				Nominal Pipe Size-Threads Per Inch			
	2½"-8	3"-8	3½"-8	4"-8	2½"-8	3"-8	3½"-8	4"-8
High-Speed RH	38220	38225	38230	38235	46732	46737	46742	46747
H.S. For Cast Iron RH	38240	38245	38250	38255	-	-	-	-

\* Requires NPSM Threader

Die Material or Type	Catalog No.			
	(BSPT) British Standard Pipe Taper			
	Nominal Pipe Size-Threads Per Inch			
	2½"-11	3"-11	3½"-11	4"-11
High-Speed RH	66535*	66540*	-	66550*

\* Requires BSPT Threader





# Geared Threader Configurations

Power Threading with Geared Threaders – Models 141, 161



300 Front-Mount



535 Rear-Mount

## 300 Power Drive Front-Mount

Application for 141 and 161 Geared Threader requires:

- 1206 Stand (pg. 4.24).
- Pipe Support (pg. 2.5).
- 418 Oiler (pg. 4.12).
- 844 Drive Bar (pg. 4.10).
- 758 Loop – for 141 (pg. 4.10).
- 346 Support Arms – for 161 (pg. 4.10).

## 300 Power Drive Rear-Mount

Application for 141 and 161 Geared Threader requires:

- 1206 Stand (pg. 4.24).
- 460 TRISTAND (pg. 2.2).
- 418 Oiler (pg. 4.12).
- 840A Universal Drive Shaft (pg. 4.10).

## 535 Threading Machine Front-Mount

pg. 4.18.

## 535 Threading Machine Rear-Mount (manual chuck only)

Application for 141 and 161 Geared Threader requires:

- 460 TRISTAND (pg. 2.2).
- 418 Oiler (pg. 4.12).
- 840A Universal Drive Shaft (pg. 4.10).

## 300 Compact Threading Machine Front-Mount

Application for 141 Geared Threader requires:

- 844 Drive Bar (pg. 4.10).
- 768 Drive Link Assembly (pg. 4.10).

## 1224 Threading Machine Rear-Mount

Application for 161 Geared Threader requires:

- 840A Universal Drive Shaft (pg.4.10).
- 460 TRISTAND (pg. 2.2).
- 418 Oiler (pg. 4.12).



See page 4.12

# Receding Geared Threaders



### Models 141/161

- Jaw clutch prevents jamming.
- Simple adjustment for tapered or straight threads.
- Cam-type workholder sets instantly.
- Fully enclosed gearing.
- Right-hand only.

### Specifications

- Model 141 threads 2½", 3", 3½", 4" pipe with one set of dies.
- Model 161 threads 4", 4½", 5", 6" pipe with one set of dies.

Catalog No.	Model No.	Description	Capacity Nominal Pipe Size		Weight	
			in.	mm	lb.	kg
36620	141	NPT with 1 Set High-Speed Dies	2½ - 4	62 - 100	93	42.3
65380	141	4" Geared Threader BSPT	2½ - 4	62 - 100	93	42.3
36630	161	NPT with 1 Set High-Speed Dies	4 - 6	100 - 150	158	71.8
39380	D-1440	Ratchet and Handle	-	-	9½	4.3
96725	-	Metal Carrying Case for 141 Geared Threaders	-	-	17	7.7

### Geared Threader Accessories

#### Model 840A Universal Drive Shaft

A telescoping (41" to 50") drive shaft for operation of Nos. 141 and 161 geared threaders with threading machines.

#### Geared Threader Operation

The Nos. 141 and 161 geared threaders, in conjunction with these accessories, allow power drives and threading machines to thread up to 4" and 6" pipe. See page 4.9.

#### Accessories

Catalog No.	Model No.	Description	Weight	
			lb.	kg
42505	46	Adjustable Pipe Support	23	10.4
61122	840A	Universal Drive Shaft	31	14.1
19366	758	Loop	1¼	0.6
40005	346	Support Arms	10½	4.8
42405	844	Drive Bar for 141	5¾	2.6
42415	768	Drive Link Assembly for 141	2½	1.1
97882*	535A	Kit 141 on 535 Auto Chuck with High-Clearance Carriage	12	5.4
16723**	-	Drive Link Assembly for High Clearance Carriage	12	5.5

\*Kits include all accessories necessary for threading with a 141 mounted on a 535 with a high-clearance carriage ;½

\*\*Drive bar for 16723 not included



# Pipe Dies



## Pipe Dies

### Model 141 Geared Pipe Threader Dies

Catalog No.	Description	Thread Type	Pipe Threading Capacity	
			in.	TPI
38120	High-Speed RH	NPT	2 1/2 - 4	8
38125	H.S. For Cast Iron RH	NPT	2 1/2 - 4	8
38130	H.S. For PVC RH	NPT	2 1/2 - 4	8
70640	H.S. for Stainless Steel RH	NPT	2 1/2 - 4	8
66625*	High-Speed RH	BSPT	2 1/2 - 4	11
70645*	H.S. for Stainless Steel RH	BSPT	2 1/2 - 4	11
38140	H.S. 37 1/2" Bevel	Bevel	2 1/2 - 4	4

(NPSM) National Pipe Straight Mechanical – Use (NPT) Dies and Rotate Threader Guide Post 180°.

(BSPP) British Standard Pipe Parallel – Use (BSPT) Dies and Rotate Threader Guide Post 180°.

\* Requires BSPT Threader.

### Model 161 Geared Pipe Threader Dies

Catalog No.	Description	Thread Type	Pipe Threading Capacity	
			in.	TPI
38155	High-Speed RH	NPT	4 - 6	8
70655	H.S. For Stainless Steel RH	NPT	4 - 6	8
66620*	High-Speed RH	BSPT	4 - 6	11

(NPSM) National Pipe Straight Mechanical – Use (NPT) Dies and Rotate Threader Guide Post 180°.

(BSPP) British Standard Pipe Parallel – Use (BSPT) Dies and Rotate Threader Guide Post 180°.

\* Requires BSPT Threader.

# Threading Accessories



## Thread Sealants

- RIDGID White proprietary formula sealant is NFS and UPC listed and approved for portable water use. The non-toxic, lead-free formulas won't harden or freeze, allowing easy disassembly of joints without compromising thread integrity.
- RIDGID White Sealant with ultra-fine non-stick particles allow for a tighter seal with less effort. The formula is not affected by oils, dilute acids or common solvents and can be used on PVC, CPVC, ABS, nylon, polypropylene, polybutylene, delrin, cycolac, as well as on metal pipes. RIDGID White Sealant should not be used on lines carrying oxygen, halogens or liquid sodium.

### White (with non-stick particles)

Catalog No.	Description	Weight Per Case	
		lb.	kg
84332	1/2 pint can (brush-in-can)	11	5.00
84337	1 pint can (brush-in-can)	26	11.75

Note: Working pressure for all RIDGID sealants is 125 p.s.i.



See page 4.12

## Threading Accessories



\*Flip top included with every quart bottle.

\*\*Aerosol can.

\*\*FBC™ System Compatible indicates that this product has been tested and is monitored on an ongoing basis to assure chemical compatibility with FlowGuard Gold®, BlazeMaster® and Corzan® pipe and fittings.

FlowGuard Gold®, BlazeMaster®, Corzan® and FBC™ are trademarks of The Lubrizol Corporation. FBC™ is a trademark of The Lubrizol Corporation.

### Thread Cutting Oil

RIDGID® thread cutting oils are free of chlorine and other halogens, PCBs and heavy metals. Complete material safety data sheet available.

- Cools threads and pipe during operation.
- Improves thread quality.
- Speeds metal removal.
- Reduces threading torque.

Feature	Dark	Nu-Clear	Endura-Clear	Extreme Performance
Low Odor	X	X	X	X
Anti-Mist Formulation	X	X	X	
Extended Die Life			X	X
FBC™ System Compatible**			X	
Designed for Stainless Steel				X
Working Viscosity	0°F	-20°	-20°	0°

Catalog No.	Description	Container Size		Containers Per Case	Weight Per Case	
		gal	l		lb.	kg
41590*	Dark	0.2	0.9	12	22	10
70830	Dark	1.0	3.8	6	50	23
41600	Dark	5.0	18.9	1	42	14
41610	Dark	55.0	207.9	1	465	221
70835	Nu-Clear	1.0	3.8	6	50	23
41575	Nu-Clear	5.0	18.9	1	42	19
41585	Nu-Clear	55.0	207.9	1	465	211
32808	Endura-Clear	1.0	3.8	6	50	23
74012	Extreme Performance	1.0	3.8	6	50	23
74047	Extreme Performance	5.0	18.9	1	42	19
76767	Extreme Performance	55.0	207.9	1	465	211
22088***	Extreme Performance Aerosol	0.1	0.4	12	12	6



### Model 418 Oiler

The Model 418's durable pump assembly and heavy-duty reservoir are designed to increase productivity.

- Pump Assembly – 50% more oil per stroke than other hand-held oilers for longer die life.
- An ergonomic 2-finger trigger design that reduces user fatigue.
- Die cast, heavy-duty body with swivel nozzle with no exposed parts for longer life.
- Heavy Duty Reservoir – The 418 oiler features a patent pending fastenerless twist and lock drip pan that easily locks in place.
- The material withstands abrasion, is lighter than metal and does not rust.
- The reservoir will not crack or leak.
- Material is so strong that under normal use, no dents will form on impact or shape changes will occur over time. As a result, the drip pan will fit squarely on the reservoir time after time.
- Integral molded body eliminates leaks at the hose-reservoir connection.
- Convenient anti-slip grip design with integral hood for easy hanging.

### Specifications

- Chip pan diameter – 14<sup>1</sup>/<sub>4</sub>" (362 mm).
- Chip pan depth – 8<sup>3</sup>/<sub>8</sub>" (212 mm).
- Hose length – 55" (1.4 m).
- Capacity – 1 gallon.

Catalog No.	Model No.	Description	Weight	
			lb.	kg
10883	418	Oiler w/1 Gal. Premium Thread Cutting Oil	20 <sup>1</sup> / <sub>2</sub>	9.4
72342	402	Hand operated oiler with attachment for 1 gallon and 5 gallon containers and 54" hose.	2 <sup>1</sup> / <sub>2</sub>	1.2
72332	#4	Hand-operated oiler only	1 <sup>1</sup> / <sub>4</sub>	0.5
72327	#4	Hand-operated oiler with 54" and hose fittings	2 <sup>1</sup> / <sub>4</sub>	1.0

# Hand-Held Power Drives



### Model 600-I Power Drive

- Lightweight and easy to handle for service and repair.
- Over molded handle and contoured grip provide optimal control.
- Screw-in brush covers reduces service time.
- Durable die cast gear housing and fiberglass reinforced plastic body to withstand demanding jobsite conditions.
- Dual "V" Jaw Reaction Arm firmly prevents slipping.

### Specifications

- Capacity – 1/8" – 1 1/4" (3 mm - 32 mm), 11R die heads.
- Weight – 12.7 lbs. (5.8 kg), power drive only.
- Size – 20 in. (508 mm) L x 3.75 in. (95mm) W x 7.5 in. (191mm) H.
- Motor Type – universal single phase.
- Motor Wattage – 1020W (230V), 1270W (115V).
- Available Voltages/Phases – 115V/1 Ph, 230V/1Ph, 220V/1 Ph.
- Amps – 12 A (115V), 5 A (230V, 220V).
- Operating Speed (No Load) – 32 RPM (115V), 36 RPM (230V).
- Controls – FORWARD/REVERSE slide wwitch, ON/OFF two-step momentary contact.
- Gear Head – die cast aluminum permanently greased.
- Body & Handle – durable heavy-duty fiberglass reinforced plastic.



### Standard Equipment

- Carrying case.
- 602 support arm.
- 1/2", 3/4", 1, 1 1/4" 11-R die heads (kit only).



Catalog No.	Model No.	Description	Weight	
			lb.	kg
44913	600-I	Power Drive (Only) Case, & Support Arm	29.1	13.2
44918	600-I	Power Drive w/ 1/2" – 1 1/4" NPT 11R Die Heads, Case & Support Arm	41.0	18.6

### Accessories

Catalog No.	Model No.	Description	Weight	
			lb.	kg
45923	602	602 Support Arm	4.0	1.8
46668	–	Carrying Case	12.0	5.5
10883	418	Oiler w/1 Gal. Premium Thread Cutting Oil	17.0	7.7
16703	425	Portable TRISTAND Vise	32.0	14.5
36273	460	Portable TRISTAND Vise	47.0	21.0



See page 4.12



# Hand-Held Power Drives



### Model 690-I Power Drive

- RIDGID Die Head Retaining System is a simple twist and release for the 1½", 2" Die Heads and Die Head Adapter
- Lightweight and portable for maintenance, repair and service plumbers
- Over molded handle and contoured grip provide optimal control
- Screw in brush covers improve serviceability
- Durable die cast gear housing and fiberglass reinforced plastic body to withstand demanding job site conditions
- Dual "V" Jaw Reaction Arm firmly prevents slipping

### Specifications

- Capacity – 1/8" – 2" (3 mm – 50 mm), 11R die heads.
- Weight – 21.1 lbs. (9.59 kg), power drive only
- Size – 24.1 in. (613 mm) L x 4.75 in (121 mm) W x 8 in. (203 mm)
- Motor Type – universal single phase
- Motor Wattage – 1020W (230V), 1270W (115V)
- Available Voltages/Phases – 115V/1 Ph, 230V/1Ph, 220V/1 Ph
- Amps – 12 A (115V), 5 A (230V, 220V)
- Operating Speed (No Load) – 23 RPM (115V), 37 RPM (230V)
- Controls – FORWARD/REVERSE slide switch, ON/OFF two-step momentary contact
- Gear Head – die cast aluminum permanently greased
- Body & Handle – durable heavy-duty fiberglass reinforced plastic



### Standard Equipment

- 46673 carrying case.
- 692 support arm.
- 39181 ratcheting ring
- 1/2", 3/4", 1, 1¼", 1½", 2 11-R die heads (kit only).

Catalog No.	Model No.	Description	Weight	
			lb.	kg
44923	690-I	Power Drive 1/2" - 2" NPT Die Heads, Case, & Support Arm	42.4	19.2
44928	690-I	Power Drive Only W/ Case and Support Arm	59.4	26.9

### Accessories

Catalog No.	Model No.	Description	Weight	
			lb.	kg
45928	692	692 Support Arm	4.0	1.8
46673	–	Carrying Case	12.0	5.5
39187	–	Ratcheting Ring	–	–
10883	418	Oiler w/1 Gal. Premium Thread Cutting Oil	17.0	7.7
16703	425	Portable TRISTAND® Vise	32.0	14.5
36273	460-6	Portable TRISTAND Vise	47.0	21.0





# Hand-Held Power Drives



## Model 700 Power Drive

- Heavy-duty hand-held power drive
- Designed for RIDGID No. 12-R die heads. Other RIDGID die heads (00-R, 00-RB, 11-R) using adapters. Also used with 258/258XL pipe cutters

## Specifications

- Capacity – 1/8" - 2" Pipe (6 - 50 mm). 1/4" - 1" (8 - 25 mm) Bolt (using 00-RB Die Heads).
- Spindle Speed – 26 - 30 RPM (no load).
- Weight – 25 lbs. (11 kg) Power Drive Only
- Length – 28 1/4" (71.7 cm).
- Output Power – 1/2 HP
- Motor – Universal, 1100 W, 115V or 230V 50/60 Hz.
- Switch – Double-throw reversible.
- Gear Head – Spur gear reduction face gear drive. Spring-loaded adapter pawls. Hardened steel spindle gear.
- Body – Cast aluminum.
- Die Heads – 12-R. Other Die Heads with adaptors: 00-R, 00-RB, 11-R.

Catalog No.	Model No.	Description	Voltage	Frequency	Thread Type	Weight	
			V	Hz		lb.	kg
41935	700	700 Power Drive	115	50 - 60	-	25.0	11.0
41940	700	700 Power Drive	230	50 - 60	-	25.0	11.0
45178	700	700 Power Drive Complete 115 Kit 1/2" - 2" 12R Die Heads	115	50 - 60	NPT	-	-


## Accessories

Catalog No.	Model No.	Description	Weight	
			lb.	kg
10883	418	Oiler w/1 Gal. Premium Thread Cutting Oil	20.5	9.4
42600	770	Adapter for 00-R and 00-RB	4.4	2.0
42605	771	Adapter for 0-R	4.4	2.0
42610	772	Adapter for 11-R	4.4	2.0
42615	773	Adapter for 111-R	2.2	1.0
42620	774	Square Drive Adapter -15/16"	4.4	2.0
42625	775	Support Arm for No. 700	11.0	5.0
42950	B-171-X	Metal Carrying Case	28.8	13.0



See page 4.12

# Power Threading Machines



### Model 300 Power Drive

- RIDGID speed chuck.
- Reversible 1/2 HP universal motor.
- Recessed On/Off/Reverse switch.
- Convert a 300 Power Drive to a portable threading machine.
- Ideal for use with RIDGID roll groovers

### Specifications

- Capacity – 1/8" - 2" (6mm - 50mm) Pipe, 2 1/2" - 4" (65mm - 100mm) with 141, and 4" - 6" (100mm-150mm) with 161 Geared Threaders, 1/4" - 2" (6mm - 52mm) Rod.
- Motor – 1/2 HP, universal, reversible motor, single-phase, 50/60 Hz, 115V.
- Switch – Heavy-duty FOR/OFF/REV and Integral Foot Switch.
- Chuck – RIDGID speed chuck with replaceable rocker-action jaws.
- Spindle Speed – 38 RPM (57 RPM available).
- Rear Centering Device – Cam-action turns with chuck.
- Support Bar – Heavy-duty (2).



Catalog No.	Model No.	Description	Spindle Speed	Pipe Threading Capacity		Rod Threading Capacity		Max. Geared Threader Capacity		Weight	
				in.	mm	in.	mm	in.	mm	lb.	kg
41855	300 Only	300 Power Drive, 115V 50/60Hz	38 RPM	1/8 - 2	3 - 50	1/4 - 2	6 - 50	6	150	94	43.00
41860	300 Only	230V, 50/60 Hz	38 RPM	1/8 - 2	3 - 50	1/4 - 1 1/2	6 - 40	6	150	94	43.00
75075	300 Only	300 Power Drive, 115V 50/60Hz	57 RPM	1/8 - 1 1/4	3 - 31	1/4 - 1 1/2	6 - 50	6	150	94	43.00
75435	300 Only	230V, 50/60 Hz Export	38 RPM	1/8 - 2	3 - 50	1/4 - 2	6 - 50	6	150	94	43.00

### Accessories

Catalog No.	Model No.	Description	Weight	
			lb.	kg
10883	418	Oiler w/1 Gal. Premium Thread Cutting Oil	20 1/2	9.40
51005	819	Nipple Chuck Complete, 1/2" - 2" NPT	10 1/2	4.80
97065	811A	811A 1/8" - 2" NPT, Quick Opening, RH	13	5.90
97075	815A	815A 1/8" - 2" NPT Die Head, Self-Opening, RH	13	5.90
42360	1206	1206 Stand	31	14.10
42365	341	Reamer	6 3/4	3.10
42370	360	Model 360 1/8"-2" Full Floating, Self Centering Cutter	8 1/2	3.90
42385	312	Carriage Feed Lever	3	1.40
42575	32	#32 Transporter (for Power Drives and Tristand Vises)	14 1/4	6.50
46660	E-863	LH/RH Reamer Cone	7	3.20
68815	311	Carriage with No. 312 Lever	15	6.80
97365	-	Jaw Inserts for Coated Pipe	1/2	0.20
22638	1452	Clip-On Tool Tray	6	2.70
68160	819	Nipple Chuck 1/2"-2" BSPT	10 1/2	4.80
97070	811A	BSPT Die Head Quick-Open R.H.	12 1/2	5.70
97080	815A	815A 1/8"-2" BSPT Self-Opening Die Head	13	5.90

See page 4.12



# Power Threading Machines



### Model 300 Power Drive Complete

- RIDGID Speed Chuck.
- Reversible 1/2 HP Universal Motor.
- Recessed On/Off/Reverse Switch.
- Ideal For Use With RIDGID Roll Groovers.

### Specifications

- Motor – 1/2 HP Single Phase, Universal.
- Switch – Heavy-duty For/Off/Rev and Integral Foot Switch.
- Chuck – Speed Chuck with Replaceable Rocker-Action Jaws.
- Spindle Speed – 38 RPM (57 RPM Available).
- Rear Centering Device – Cam-Action Turns With Chuck.
- Support Bar – Heavy-Duty.

### Standard Equipment.

- 97065 – 811A 1/8" - 2" NPT, Quick Opening, RH.
- 47745 – 1/2" - 3/4" Universal Alloy Die Set.
- 47750 – 1" - 2" Universal Alloy Die Set.
- 42370 – Model 360 1/8"-2" Full Floating, Self Centering Cutter.
- 68815 – Carriage with No. 312 Lever.
- 42575 – #32 Transporter (for Power Drives and Tristand Vises).
- 42365 – Reamer.
- 42360 – 1206 Stand.
- 10883 – Oiler w/1 Gal. Premium Thread Cutting Oil.
- 22638 – Clip-On Tool Tray.
- 41855 – 300 Power Drive, 115V 50/60Hz.



Model 32 Transporter



Catalog No.	Model No.	Pipe Threading Capacity		Rod Threading Capacity		Spindle Speed	Voltage	Frequency	Max. Geared Threader Capacity		Weight	
		in.	mm	in.	mm				V	Hz	in.	mm
15682	300 Complete	1/8 - 2	3 - 50	1/4 - 2	6 - 50	38 RPM	115	50 - 60	6	150	212	96.2
15722	300 Complete	1/8 - 1 1/4	3 - 31	1/4 - 1 1/2	6 - 40	57 RPM	115	50 - 60	6	150	212	96.2
97415	300A Complete*	1/8 - 2	-3 - 50	1/4 - 1 1/2	-	38 RPM	230	50 - 60	6	-150	202	91.6
97420	300A Complete*	1/8 - 2	-3 - 50	1/4 - 2	-	38 RPM	230	50 - 60	6	-150	202	91.6

Other voltages available upon request. Export machines equipped with special power cord sets.  
 \*300A includes automatic oiling



See page 4.12

## Power Threading Machines



### Model 535A Automatic Threading Machine

The Model 535A maintains the ruggedness of the industry workhorse while adding features that make the threading operation more productive. A large chip tray and oil reservoir make the 535A ideal for longer uninterrupted threading. The 535 features a high clearance carriage that makes the threading operation easier and a generous top cover area that is ideal for keeping tools and work related materials handy. The 535A is designed around maximum uptime with the upgrades that matter most to the pipe working professional. Users also benefit from the part commonality between the 535, the 535A Automatic and other RIDGID equipment.

- Automatic chuck.
- Large 1.75 gallon oil reservoir.
- Large chip tray.
- Generous top cover area for keeping tools and fittings handy.
- High clearance carriage.
- Can be used with geared threader Model 141.
- Uses Model 816/817 semi-automatic, Model 815A self opening or Model 811A quick-opening die heads.
- Length gauge for quick, accurate cut-off.

### Specifications

- Pipe Capacity – 1/8"-2" (3mm-50mm) 2 1/2"-4" (62mm-100mm) with 141 geared threader.
- Bolt Capacity – 5/16"-2" (8mm-50mm).
- Spindle Speed – 3 speed 16/46/58 RPM.
- Motor – 2 HP, single-phase, 115V, 60 Hz, 20 Amp reversible induction motor.
- Switches – FOR/OFF/REV and Integral safety foot switch.
- Chuck – automatic with four reversible forged jaws.
- Rear Centering Device – automatic, centering only.
- Cutters – self-centering, full-floating. Two models available: One Standard. No. 820 Wheel-Type Cutter, pipe capacity 1/8"-2" (3mm-50mm), bolt capacity 1/4"-1" (6mm-25mm). Two Optional. No. 821 Blade-Type cutter, pipe capacity 1/2"-2" (12mm-50mm). See ordering chart.
- Reamer – 5-flute cone, RH, 1/8"-2" (3mm-50mm).
- Oil Pump – self-priming gerotor oil pump.
- RH/LH combination reamer available.

### Standard Equipment

- 11931 – Thread Cutting Oil.
- 97065 – NPT Die Head Quick-Open R.H.
- 47765 – 1/2" - 3/4" High Speed Dies
- 47770 – 1" - 2" High Speed Dies
- 42365 – Reamer.
- 42390 – Wheel-Type Cutter.
- 41185 – Wheel, Cutter E1032.
- 46015 – Key, Hex 5/32.
- 46030 – Key, Hex 3/16.

See page 4.12



## Steel Cabinet Features

- 17-gauge steel walls and welded construction
- Two Internal and one external storage shelves
- Oversized bi-fold door with steel clasp
- Cut-outs for power cord and foot switch storage
- Two drain plugs for easy cleaning

Catalog No.	Model No.	Description	Voltage	Chuck	Cutter Model	RPM	Die Head	Weight	
								lb.	kg
91142	535A	Automatic Machine only	115	Automatic	820	16/46/58		340	155
84097	535A	1/2"-2" NPT Automatic	115	Automatic	820	16/46/58	811A	350	159
91322	535A	1/2"-2" NPT Automatic	115	Automatic	820	16/46/58	816/817	360	163

*Machines listed as 1/2"-2" include standard equipment. Machine only includes standard equipment less all die heads and dies. Please use catalog item numbers when ordering*

## Model 535A Machine Accessories

Catalog No.	Model No.	Description	Weight	
			lb.	kg
42365	341	Reamer	6 <sup>3</sup> / <sub>4</sub>	3.1
42390	820	Wheel-Type Cutter	8 <sup>1</sup> / <sub>2</sub>	3.9
92457	100A	Universal Leg & Tray Stand	75	34.5
92462	150A	Universal Wheel & Tray Stand	103	46.7
92467	200A	Universal Wheel & Cabinet Stand	104	74.5
51005	819	Nipple Chuck Complete, 1/2" - 2" NPT	10 <sup>1</sup> / <sub>2</sub>	4.8
35867	839	Adapter Kit for No. 819 Nipple Chuck	16 <sup>1</sup> / <sub>2</sub>	7.5
97882	535A	Kit 141 on 535 Auto Chuck with High-Clearance Carriage	12	5.4
12138	535A	Left Hand Threading Kit	2 <sup>1</sup> / <sub>2</sub>	1.2
42485	4U	4 Heads	8 <sup>1</sup> / <sub>2</sub>	3.9
42490	6U	6 Heads	12 <sup>1</sup> / <sub>2</sub>	5.7
97065	811A	811A 1/8" - 2" NPT, Quick Opening, RH	13	5.9
97075	815A	815A 1/8" - 2" NPT Die Head, Self-Opening, RH	13	5.9
23282	842	Universal Die Head	12 <sup>1</sup> / <sub>2</sub>	5.7
97070	811A	BSPT Die Head Quick-Open R.H.	12 <sup>1</sup> / <sub>2</sub>	5.7
97080	815A	815A 1/8"-2" BSPT Self-Opening Die Head	13	5.9
97045	531	Bolt Die Head Quick-Open R.H./L.H. 1/4"-1"	8	3.6
97050	532	Bolt Die Head Quick-Open R.H./L.H. 1 1/8"-2"	9	4.1
84537	816	1/8" - 3/4" Semi-Automatic Die Head	13	5.9
84532	817	1/2" - 2" Semi-Automatic Die Head	13	5.9
68160	819	Nipple Chuck 1/2"-2" BSPT	10 <sup>1</sup> / <sub>2</sub>	4.8
23297	856	British Universal	12 <sup>1</sup> / <sub>2</sub>	5.7

*Note: Mono Die Heads available 1/8", 1/4", 3/8", 1/2", 3/4", 1", 1 1/4", 1 1/2", 2". All Die Heads are through-head oiling  
Dies: All Universal Pipe and Bolt Dies; all 500B Bolt Dies; See pages 4.30-4.32*



No. 100A



No. 150A



No. 200A with Steel Cabinet



See page 4.12

## Power Threading Machines



### Model 535 Threading Machine

The Model 535 maintains the ruggedness of the industry workhorse while adding the features that makes the threading operation more productive. A large chip tray and oil reservoir make the 535 ideal for longer uninterrupted threading. The 535 features a high clearance carriage making the threading operation easier and a generous top cover area that is ideal for keeping tools and work related materials handy. The 535 is designed around maximum uptime with the upgrades that matter most to the pipe working professional. Users also benefit from the part commonality between the 535, the 535A Automatic and other RIDGID equipment.

- Large 1.75 gal. (6.6 L) oil tray.
- Large chip tray.
- Generous top cover for keeping tools and fittings handy.
- High clearance carriage.
- Speed chuck with rocker-action jaws centers and grips work piece instantly.
- Can be used with geared threaders Models 141 and 161.
- Uses Model 816/817 semiautomatic, Model 815A self-opening or Model 811A quick-opening die heads.
- Length gauge for quick, accurate cut-off.

### Specifications

- Pipe Capacity – 1/8"-2" (3mm-50mm) 2 1/2"-4" (62mm-100mm), 4"-6" (100mm-150mm) with 141 and 161 geared threaders.
- Bolt Capacity – 1/4"-2" (6mm-50mm).
- Spindle Speed – 36 RPM standard (no load), 54 RPM model also available.
- Motor – 1/2 HP, single-phase, 115V, 50/60 Hz, 15 amp reversible universal motor. (36 RPM)
- Switches – FOR/OFF/REV and Integral safety foot switch.
- Chuck – Speed Chuck™ with replaceable rocker-action jaw inserts (3).
- Rear Centering Device – Cam-action, turns with chuck.
- Cutters – Self-centering, full-floating. Two models available: One Standard. No. 820 Wheel-Type Cutter, pipe capacity 1/8"-2" (3mm-50mm), bolt capacity 1/4"-1" (6mm-25mm). Two Optional. No. 821 Blade-Type cutter, pipe capacity 1/2"-2" (12mm-50mm). See ordering chart.
- Reamer – 5-flute cone, RH, 1/8"-2" (3mm-50mm).
- Oil Pump – Self-priming gerotor oil pump.
- RH/LH combination reamer available.

### Standard Equipment

- 42365 – Reamer
- 42390 – Wheel-Type Cutter
- 44185 – Wheel, Cutter E1032
- 46015 – Key, Hex 5/32
- 46035 – Key, Hex 3/16
- 47745 – Dies, Univ 1/2-3/4 NPT
- 47750 – Dies, Univ. 1-2 NPT
- 70835 – Nu-Clear
- 97065 – 811A 1/8" - 2" NPT, Quick Opening, RH

See page 4.12





## Model 535 Threading Machine

Catalog No.	Model No.	RPM	Voltage	Frequency	Motor	Capacity	Dies Used	Die Head	Weight	
			V	Hz		in.			lb.	kg
93287	535	36	115	50 - 60	Universal	1/2 - 2	NPT	811A	260.0	117.9
96497	535	36	115	50 - 60	Universal	-	-	-	245.0	111.1
96502	535	54	115	50 - 60	Universal	1/2 - 2	NPT*	811A	260.0	117.9
96507	535	36	230	50 - 60	Universal	1/2 - 2	NPT	811A	260.0	117.9

\*20 AMP, 115V circuit required



No. 100A



No. 150A



No. 200A with Steel Cabinet

## Accessories

- Die Heads and Dies
- Die Head Racks
- Stands - Three Models Available
- Thread Cutting Oil
- Nipple Chuck

## Accessories

Catalog No.	Model No.	Description	Weight	
			lb.	kg
16723	-	Drive Link Assembly for High Clearance Carriage	12	5.5
42405	844	Drive Bar for 141	5 <sup>3</sup> / <sub>4</sub>	2.6
42415	768	Drive Link Assembly for 141	2 <sup>1</sup> / <sub>2</sub>	1.1
51005	819	Nipple Chuck Complete, 1/2" - 2" NPT	10 <sup>1</sup> / <sub>2</sub>	4.8
84537	816	1/8" - 3/4" Semi-Automatic Die Head	13	5.9
42365	341	Reamer	6 <sup>3</sup> / <sub>4</sub>	3.1
42390	820	Wheel-Type Cutter	8 <sup>1</sup> / <sub>2</sub>	3.9
58007	-	Machine stand adapter bracket for 535's built before 1996	17	7.7
92457	100A	Universal Leg & Tray Stand	75	34.5
92462	150A	Universal Wheel & Tray Stand	103	46.7
92467	200A	Universal Wheel & Cabinet Stand	104	74.5
96517	MJ-1	535M Left Hand Threading Kit	3 <sup>1</sup> / <sub>2</sub>	1.6
97365	-	Jaw Inserts for Coated Pipe	1/2	0.2
84532	817	1/2" - 2" Semi-Automatic Die Head	13	5.9

Machines Listed as 1/2"-2" include Standard Equipment. Machine Only includes Standard Equipment less all Die Heads and Dies

All machines have 50/60 Hz Universal 1/2 HP single-phase motors

Note: NPT Dies are for NPT Die Heads only, BSPT Dies are for BSPT Die Heads only

Please use Catalog Item Numbers when ordering. Use High Speed Dies for machines of 45 or more RPM

## Steel Cabinet Features

- 17-gauge steel walls and welded construction
- Two Internal and one external storage shelves
- Oversized bi-fold door with steel clasp
- Cut-outs for power cord and foot switch storage
- Two drain plugs for easy cleaning



See page 4.12

# Power Threading Machines



### Model 1215 Threading Machine

- Compact, lightweight design.
- One-piece aluminum housing.
- Two easy-to-use carrying handles.
- Integral foot switch hanger.
- Powerful motor and transmission.
- Through die head oiling.
- Adjustable oil flow control.
- Approved by CSA to CSA and UL standards (115V only).

### Specifications

- Pipe Capacity – 1/4"-1 1/2" (6mm-37mm).
- Bolt Capacity – Bolt: 5/16"-1" (6mm-25mm).
- Spindle Speed – 44 RPM right hand operation.
- Motor – 1/2 HP universal motor 50/60 Hz.
- Motor Control – ON/OFF heavy duty switch and integral foot switch.
- Front Chuck – Hammer type with replaceable rocker action jaw inserts.
- Rear Centering Device – Cam action.
- Oiling – Through die head adjustable.
- Pump – Self-priming constant flow, gerotor type.
- Cutter – Model 732.
- Reamer – Model 344, 1/4" - 1 1/2".

### Standard Equipment

- 97065 – 811A 1/8" - 2" NPT, Quick Opening, RH.
- 47745 – 1/2" - 3/4" Universal Alloy Die Set.
- 47750 – 1 - 1 1/2" Universal Alloy Die Set.
- 58657 – 732 Cutter Assembly.
- 34612 – Model 344 1/8"-2" Reamer.
- 70835 – Nu-Clear.

Catalog No.	Model No.	Description	Voltage	Frequency	Weight	
			V	Hz	lb.	kg
61142	1215	1/2"-1 1/2" NPT	115	60	80	35

### Accessories

Catalog No.	Model No.	Description	Weight	
			lb.	kg
61187	1203	Tripod Stand	15	6.8
62457	1219	Nipple Chuck, NPT For 1215	5 3/4	2.6
97045	531	Bolt Die Head Quick-Open R.H./L.H. 1/4" - 1"	8	3.60
84537	816	1/8" - 3/4" Semi-Automatic Die Head	13	5.90
84532	817	1/2" - 2" Semi-Automatic Die Head	13	5.90



# Power Threading Machines



## Model 300 Compact Threading Machine

- Heavy-duty proven performance.
- Lightweight, portable design.
- Fast transport and set-up.
- Self-Contained Oil System with adjustable flow control.
- Versatility for threading and grooving.
- Quiet operation.

## Specifications

- Pipe Capacity – 1/8" - 2" (3mm-50mm).
- Bolt Capacity – 1/4" - 2" (6mm-50mm).
- Spindle Speed – 38 RPM (52 RPM available).
- Motor – 1/2 HP, 115V universal 50/60 Hz.
- Motor Control – Heavy duty rotary FOR/OFF/REV with integral foot switch.
- Chuck – Hammer-type with replaceable, rocker-action jaw inserts.
- Oiling System – Through-the-head, with integral oil reservoir. Self-priming, constant-flow, gerotor pump.

## Standard Equipment

- 70835 – Nu-Clear.
- 97065 – 811A 1/8" - 2" NPT, Quick Opening, RH.
- 34612 – Model 344 1/8"-2" Reamer.
- 42370 – Model 360 1/8"-2" Full Floating, Self Centering Cutter.
- 47745 – 1/2" - 3/4" Universal Alloy Die Set.
- 47750 – 1 - 1 1/2" Universal Alloy Die Set.
  - Key, Hex 5/32.
  - Key, Hex 3/16.
  - Key, Hex 5/16.

Catalog No.	Model No.	Pipe Capacity		Dies Used	Spindle Speed	Voltage V	Frequency Hz	Weight	
		in.	mm					lb.	kg
66947	300 Compact	1/8 - 2	3 - 50	NPT	38 RPM	115	50 - 60	115	52.3
67182	300 Compact Kit	1/2 - 2	3 - 50	NPT	38 RPM	115	50 - 60	160	72.7
73447	300 Compact*	1/8 - 2	3 - 50	NPT	52 RPM	115	50 - 60	115	52.3
75602	300 Compact Kit*	1/8 - 2	3 - 50	NPT	52 RPM	115	50 - 60	160	72.7
58752	300 Compact	1/8 - 2	3 - 50	BSPT	38 RPM	230	50 - 60	115	52.3
58757	300 Compact	1/8 - 2	3 - 50	NPT	38 RPM	230	50 - 60	115	52.3

\*20 AMP, 115V circuit required.

## Stands

Catalog No.	Model No.	Description	Weight	
			lb.	kg
67657	250	Folding Wheel Stand	45	21.0
92457	100A	Universal Leg & Tray Stand	75	34.5
92462	150A	Universal Wheel & Tray Stand	103	46.7
92467	200A	Universal Wheel & Cabinet Stand	104	74.5

## Die Heads

Catalog No.	Model No.	Description	Weight	
			lb.	kg
84537	816	1/8" - 3/4" Semi-Automatic Die Head	13	5.9
97045	531	Bolt Die Head Quick-Open R.H./L.H. 1/4"-1"	8	3.6
97050	532	Bolt Die Head Quick-Open R.H./L.H. 1 1/8"-2"	9	4.1
97065	811A	811A 1/8" - 2" NPT, Quick Opening, RH	13	5.9
97075	815A	815A 1/8" - 2" NPT Die Head, Self-Opening, RH	13	5.9
84532	817	1/2" - 2" Semi-Automatic Die Head	13	5.9
97070	811A	BSPT Die Head Quick-Open R.H.	12 1/2	5.7
97080	815A	815A 1/8"-2" BSPT Self-Opening Die Head	13	5.9

## Accessories

Catalog No.	Model No.	Description	Weight	
			lb.	kg
51005	819	Nipple Chuck Complete, 1/2" - 2" NPT	10 1/2	4.8
67662		Adapter Bracket for 300 PD Version of 916 Roll Groover	30	13.6
68160	819	Nipple Chuck 1/2"-2" BSPT	10 1/2	4.8



See page 4.12

# THREADING

## Threader Stands



Model 1406



Model 100A



Model 150A



Model 200A



Model 250

### Threader Stands

Stands are available to satisfy every operational situation. The Model 250 Folding Wheel Stand provides increased field maneuverability and productivity.

Catalog No.	Model No.	Description	Weight	
			lb.	kg
20105	1406	Folding Wheel Stand w/ No. 1460 Oil Pan Cover	71 <sup>1</sup> / <sub>2</sub>	32.50
92457	100A	Universal Leg & Tray Stand	75	34.50
92462	150A	Universal Wheel & Tray Stand	103	46.70
92467	200A	Universal Wheel & Cabinet Stand	104	74.50
67657	250	Folding Wheel Stand	45	21.00
22563	-	Steel Cabinet	42	19.30



No. 811A Quick-Opening Die Head



No. 532 Bolt Die Head



No. 815A Self-Opening Die head



No. 816/817 Semi-Automatic



Mono Die Head

## Optional Die Heads

- Self-Opening (SO) – Automatic release for repeatable number of threads.
- Quick-Opening (QO) – Manual release for user-specified thread lengths.
- Bolt – Specially for bolt threader.
- Mono – Dedicated to a specific size of thread.
- Semi-Automatic (SA) – Can be quickly adjusted from size to size with manual release.

## Machine NPT Die Heads

Catalog No.	Model No.	Description	How Opened	Thread Direction	Oil Thru Head	Dies Used	Pipe Capacity		Bolt Capacity		Weight	
							in.	mm	in.	mm	lb.	kg
97065	811A	811A 1/8" - 2" NPT, Quick Opening, RH	Q.O	RH	Yes	Univ.	1/8 - 2	3 - 50	1/4 - 2	6 - 50	13	5.9
97075	815A	815A 1/8" - 2" NPT Die Head, Self-Opening, RH	S.O	RH	Yes	Univ.	1/8 - 2	3 - 50	1/4 - 2	6 - 50	13	5.9
84537	816	1/8" - 3/4" Semi-Automatic Die Head	S.A	RH	Yes	Univ.	1/8 - 3/4	-	-	-	13	5.9
84532	817	1/2" - 2" Semi-Automatic Die Head	S.A	RH	Yes	Univ.	1 - 2	-	-	-	13	5.9
23282	842	Universal Die Head	Q.O	LH	Yes	Univ.	1/8 - 2	-	-	-	12 1/2	5.7
10491	555	555	Q.O	RH	Yes	Dual/Bolt	1/8 - 3/4	-	-	-	8	3.6

## Machine BSPT Die Heads

Catalog No.	Model No.	Description	How Opened	Thread Direction	Oil Thru Head	Dies Used	Pipe Capacity		Bolt Capacity		Weight	
							in.	mm	in.	mm	lb.	kg
97070	811A	BSPT Die Head Quick-Open R.H.	Q.O	RH	Yes	Univ.	1/8 - 2	3 - 50	0 - 2	6 - 2	12 1/2	5.7
97080	815A	815A 1/8"-2" BSPT Self-Opening Die Head	S.O	RH	Yes	Univ.	1/8 - 2	3 - 50	0 - 2	6 - 50	13	5.9
23297	856	British Universal	S.O	LH	Yes	Univ.	1/8 - 2	-	-	-	12 1/2	5.7

## Machine Bolt Die Heads

Catalog No.	Model No.	Description	How Opened	Thread Direction	Oil Thru Head	Dies Used	Pipe Capacity		Bolt Capacity		Weight	
							in.	mm	in.	mm	lb.	kg
97045	531	Bolt Die Head Quick-Open R.H./L.H. 1/4"-1"	Q.O	RH/LH	Yes	500B	-	-	1/4 - 1	3 - 25	8	3.6
97050	532	Bolt Die Head Quick-Open R.H./L.H. 1 1/8"-2"	Q.O	RH/LH	Yes	500B	-	-	1 1/8 - 2	29 - 51	9	4.1

## Machine Mono Die Heads

Catalog No.	Model No.	Description	How Opened	Thread Direction	Oil Thru Head	Dies Used	Pipe Capacity		Bolt Capacity		Weight	
							in.	mm	in.	mm	lb.	kg
42047	500A	Mono	Q.O	RH	Yes	Mono	1/8	3	-	-	6 3/4	3.1
42052	500A	Mono	Q.O	RH	Yes	Mono	1/4	6	-	-	7	3.2
42057	500A	Mono	Q.O	RH	Yes	Mono	3/8	10	-	-	7	3.2
42062	500A	Mono	Q.O	RH	Yes	Mono	1/2	13	-	-	7 1/4	3.3
42067	500A	Mono	Q.O	RH	Yes	Mono	3/4	19	-	-	7 1/4	3.3
42072	500A	Mono	Q.O	RH	Yes	Mono	1	25	-	-	8	3.6
42077	500A	Mono	Q.O	RH	Yes	Mono	1 1/4	29	-	-	8	3.6
42082	500A	Mono	Q.O	RH	Yes	Mono	1 1/2	38	-	-	8 1/2	3.9
42087	500A	Mono	Q.O	RH	Yes	Mono	2	51	-	-	8 1/2	3.9

Used On: 1215, 1233, 535, 535A, 1822 Machines and 300, 300 Compact and 300-A w/carriage.

No. 811A Die Head replaces No. 811 and No. 841 Die Heads

No. 815A Die Head replaces No. 815 and No. 845 Die Heads

No. 500A Die Head replaces No. 500 Mono Die Heads.

No. 555 Die Head replaces No. 515

Note: British Die Heads use British Dies only

Note: 531 and 532 Die Heads replace 500B Die Head

Individual Machine Die Heads do not include Dies

## Die Head Racks for All Machine Die Heads

Catalog No.	Model No.	Description	Weight	
			lb.	kg
42485	4U	4 Heads	8 1/2	3.9
42490	6U	6 Heads	12 1/2	5.7



See page 4.12

# Power Threading Machines



## Model 1224 Threading Machine

- The Model 1224 threads a wide range of pipe including black, galvanized and plastic-coated pipe, together with stainless steel, IMC and heavy-wall conduit, as well as rod up to 30 Rockwell C.
- An induction motor helps minimize noise.
- A special capacitor-start / capacitor-run motor allows the 1224 to thread a full range of material where voltage drop is experienced.
- 1/4"-2" Universal Die Head; 2 1/2"-4" receding die head allows cutting of tapered or straight NPT/NPSM or BSPT/BSPP threads.
- Constant and proper lubrication of dies and workpiece with through-head oiling.

## Specifications

- Nominal Pipe Capacity – 1/4"-2" (6mm-100mm) @ 36 RPM, 2-1/2"-4" (65mm-100mm) @ 12 RPM, 4"-6" (100mm-150mm) with 161 Geared Threader.
- Bolt Capacity – 1/4"-2" (6mm-50mm).
- Spindle Speed – 36/12 RPM.
- Motor – 1 1/2 HP, single-phase, 60 Hz or 50 Hz, induction type.
- Motor Control – Reverse/Off/Forward, heavy-duty rotary-type and integral foot switch.
- Gear Box – Two-speed gear box 3:1 ratio.
- Chuck – Hammer-type with replaceable rocker-action jaw inserts.
- Rear Centering Device – Cam action.
- Oiling Pump – Self-priming, gerotor-type, automatic-reversing, constant-fl ow.
- Oiling: – Through die head.

## Standard Equipment

- 26132 – Diehead, 711 SO Univ L/Dies.
- 26152 – Diehead, 714 SO Recd L/Dies.
- 26192 – Dies, 1224 2-1/2"-4NPT HS.
- 26212 – 1/4"-4" Wheel-Type Cutter.
- 26217 – 1/4"-4" Blade-Type Reamer.
- 33125 – Wheel, Cutter F229.
- 46030 – Key, Hex 3/16.
  - Key, Hex 7/32.
  - Key, Hex 1/4.
- 47795 – Dies, Univ 1/2-3/4 NPT.
- 47750 – Dies, Univ 1-2 NPT.
- 70835 – Nu-Clear.
  - Wrench, 3/4 COMB.
  - Tool Box.

Catalog No.	Model No.	RPM	Capacity	Dies Used	Voltage	Frequency	Weight	
			in.		V	Hz	lb.	kg
26092	1224	36/12	1/2 - 4	NPT	120	60	509.0	231.0
26097	1224	36/12	1/2 - 4	NPT	240	60	509.0	231.0
26127	1224	36/12	1/2 - 4	BSPT	120	60	509.0	231.0
26112	1224	36/12	1/2 - 4	BSPT	115	50	463.0	231.0
26122	1224	36/12	1/2 - 4	BSPT	240	60	509.0	231.0
26107	1224	36/12	1/2 - 4	BSPT	220	50	463.0	210.0
31442	1224	36/12	1/2 - 4	NPT	220	50	463.0	210.0

See page 4.12







Model 541  
Model 542



Model 713  
Model 913



Model 714 (914) Style Receding Die Head

## Stands

Catalog No.	Model No.	Description	Weight	
			lb.	kg
22563	-	Steel Cabinet	42	19.30
92457	100A	Universal Leg & Tray Stand	75	34.50
92462	150A	Universal Wheel & Tray Stand	103	46.70
92467	200A	Universal Wheel & Cabinet Stand	104	74.50

## Die Heads

Catalog No.	Model No.	Description	Capacity		Weight	
			in.	mm	lb.	kg
26132	711	Universal Self-Opening R.H.. NPT	1/4 - 2	6.4 - 50.8	12.2	5.6
26137	911	Universal Self-Opening R.H.. BSPT	1/4 - 2	6.4 - 50.8	12.2	5.6
26142	713	Universal Quick-Opening L.H.. NPT	1/4 - 2	6.4 - 102	12.2	5.6
26147	913	Universal Quick-Opening L.H.. BSPT	1/4 - 2	6.4 - 50.8	12.2	5.6
26152	714	Receding Self-Opening R.H.. NPT	2 1/2 - 4	6.4 - 50.8	30.0	13.6
26157	914	Receding Self-Opening R.H.. BSPT	2 1/2 - 4	6.4 - 102	30.0	13.6
26162	541	Quick-Opening Bolt L.H./R.H.	1/4 - 1	6.4 - 25.4	7.5	3.4
26167	542	Quick-Opening Bolt L.H./R.H.	1 1/8 - 2	29 - 50.8	9.2	4.2
55447	725	Cut-Grooving Die Head	2 1/2 - 4	6.4 - 102	30.0	13.6
55452	766	Blade Type Cutter	3/4 - 4	64 - 88.9	21.0	9.5
57492	-	4" Grooving Die Set*	-	-	2.2	1.0
57497	-	2 1/2"-3 1/2" Grooving Die Set*	2 1/2 - 3 1/2	102	2.2	1.0
57502	-	4" Grooving Bit only*	-	-	-	-
57507	-	2 1/2"-3 1/2" Grooving Bit only*	-	19 - 102	-	-
58712	-	Cut-Off Tool Bit	-	-	-	-

Note: Die Heads do not include dies. All Die Heads are through-head oiling  
\*Not for use with stainless steel

## Pipe Dies

Catalog No.	Description	Capacity		Weight	
		in.	mm	lb.	kg
26192	1224 H.S. Dies NPT	2 1/2 - 4	62 - 100	2.2	1.0
31827	1224 H.S. NPT Dies for Plastic-Coated Pipe	2 1/2 - 4	62 - 100	2.2	1.0
31832	1224 H.S. BSPT Dies for Plastic-Coated Pipe	2 1/2 - 4	62 - 100	2.2	1.0
32237	1224 H.S. Dies NPT for PVC	2 1/2 - 4	62 - 100	2.0	1.0
32242	1224 H.S. Dies BSPT for PVC	2 1/2 - 4	62 - 100	2.0	1.0
33057	1224 H.S. Dies NPT for Stainless Steel	2 1/2 - 4	62 - 100	2.0	1.0
33072	1224 45° Beveling Dies	2 1/2 - 4	62 - 100	2.0	1.0
33077	1224 37 1/2° Beveling Dies	2 1/2 - 4	62 - 100	2.0	1.0
33642	1224 H.S. Dies BSPT	2 1/2 - 4	62 - 100	2.2	1.0
44992	1224 Bevel Guide Set	2 1/2 - 4	62 - 100	2.0	1.0
44997	1224 37 1/2° Bevel Bit Only	-	-	-	-
45002	1224 45° Bevel Bit Only	-	-	-	-

Note: NPSM threads are made with NPT dies by adjusting the die head. See manual for details.

## Accessories

Catalog No.	Model No.	Description	Capacity		Weight	
			in.	mm	lb.	kg
51005	819	Nipple Chuck Complete. 1/2" - 2" NPT	1/2 - 2	12 - 50	10.5	4.8
61122	840A	Universal Drive Shaft	-	-	31.0	14.1
26187	-	Jaw Insert and Roll Set for PE-Coated Pipe	-	-	0.2	0.1
26212	764	1/4" - 4" Wheel-Type Cutter	-	-	19.0	8.6
26217	744	1/4" - 4" Blade-Type Reamer	-	-	13.0	5.9
26707	-	Gear Grease (1224 & 1822)	-	-	1.0	0.5
34157	419	Nipple Chuck 2 1/2" NPT	-	-	5.5	2.5
34162	419	Nipple Chuck 3" NPT	-	-	5.5	2.5
34167	419	Nipple Chuck 4" NPT	-	-	5.5	2.5
34172	419	Nipple Chuck 2 1/2" BSPT	-	-	5.5	2.5
34177	419	Nipple Chuck 3" BSPT	-	-	5.5	2.5
34182	419	Nipple Chuck 4" BSPT	-	-	5.5	2.5
34577	-	1/4" - 4" Reamer Blade	-	-	0.5	0.2



See page 4.12

# THREADING

## Pipe Dies for Machine Die Heads



### Pipe Dies for use in Universal Die Heads (Models 504A, 711, 713, 811A, 815A, 816, 817 and 842)

Die Material or Type	(NPT)				(NPSM)			
	Nominal Pipe Size-Threads Per Inch				Nominal Pipe Size-Threads Per Inch			
	1/8"-27	1/4"-3/8"-18	1/2"-3/4"-14	1"-2"-11 1/2	1/8"-27	1/4"-3/8"-18	1/2"-3/4"-14	1"-2"-11 1/2
Alloy RH	47735	47740	47745	47750	-	-	-	-
High-Speed RH	47755	47760	47765	47770	47845	47850	47855	47860
High-Speed •LH	39587	47810	47815	47820	-	-	-	-
H.S. For Stainless Steel RH	47775	47780	47785	47790	-	-	-	-
H.S. For Cast Iron	-	-	-	70740	-	-	-	-
H.S. For PVC RH	-	-	70745	70750	-	-	-	-
H.S. For Plastic Coated Pipe RH	-	-	50012	31822	-	-	-	-

•Requires left hand model die head.

Note: Use HS for PVC and RH for brass pipe.

### Pipe Dies for use in British Universal Die Heads (Models 504A, 811A, 815A, 816, 817, 856, 911 and 913)

Die Material or Type	(BSPT)				(BSPP)			
	Nominal Pipe Size-Threads Per Inch				Nominal Pipe Size-Threads Per Inch			
	1/8"-28	1/4"-3/8"-19	1/2"-3/4"-14	1"-2"-11	1/8"-28	1/4"-3/8"-19	1/2"-3/4"-14	1"-2"-11
Alloy RH	*66655	*66660	*66665	*66670	-	-	-	-
High-Speed RH	*66750	*66755	*66760	*66765	*66795	*66800	*66805	*66810
H.S. For Stainless Steel RH	*66770	*66775	*66780	*66785	-	-	-	*66830
H.S. For PVC RH	-	-	*70755	*70760	-	-	-	-
H.S. For PE-Coated RH	-	-	-	-	-	-	-	-

\* Requires British model die head.

### Conduit Dies for Universal Die Heads

Die Material or Type	(ISO)		(BEC)		
	Nominal Conduit Size – Pitch in mm		Nominal Conduit Size – Threads Per Inch		
	16-32mm-15	40-63mm-15	1/2"-5/8"-18	3/4"-1 1/4"-16	1 1/2"-2 1/2"-14
Alloy RH	50645	50650	66700	66705	66710

### Pipe Dies for use in Model 500A Mono Die Heads

Die Material or Type	Nominal Pipe Size-Threads Per Inch (NPT)								
	1/8"-27	1/4"-18	3/8"-18	1/2"-14	3/4"-14	1"-11 1/2	1 1/4"-11 1/2	1 1/2"-11 1/2	2"-11 1/2
(NPT)									
High-Speed RH	50700	50705	50710	50715	50720	50725	50730	50735	50740
H.S. For Stainless Steel RH	50745	50750	50755	50760	50765	50770	50775	50780	50785
(NPSM)									
High-Speed RH	-	-	-	50895	50900	50905	50910	50915	50920

### Pipe Dies for 1/4"-3/8" Dual Die Heads (Model 502)

Die Material or Type	(NPT) Nominal Pipe-Threads Per Inch
	1/4"-3/8"-18 TPI
High-Speed RH	47940

### Pipe Dies for Models 514 (LH), 515 (RH), 555 (RH), and 1/2"-3/4" Dual Die Heads

Die Material or Type	(NPT)			(BSPT)	
	Nominal Pipe Size-Threads Per Inch			Nominal Pipe Size-Threads Per Inch	
	1/8"-27	1/4"-3/8"-18	1/2"-3/4"-14	1/4"-3/8"-19	1/2"-3/4"-14
Alloy RH	-	-	47880	66955	66880
High-Speed RH	47885	47890	47895	66905	23297
H.S. For Stainless Steel RH	47900	47905	47910	-	66920



# Pipe Dies, Bolt Dies for Machine Die Heads

## Pipe Dies for Models 424 and 415 Die Head

	(NPT)	(NPSM)
	Pipe Size-TPI	Pipe Size-TPI
<b>Die Material or Type</b>	<b>2½"-4"x8 TPI</b>	<b>2½"-4"x8 TPI</b>
H.S. RH	99545	94220



## Bolt Dies for Universal Die Heads (Models 504A, 711, 811A, 815A, 816, 817 and 911 Die Heads)

Rod Size – TPI	(UNC)	Rod Size – TPI	(UNF)	Rod Size – RH TPI	(BSW)
	RH High-Speed		RH High-Speed		High-Speed
¼" - 20	48215	¼" - 28	48295	¼" - 20	*67880
⅝" - 18	48220	-	-	⅝" - 18	*67885
⅜" - 16	48225	⅜" - 24	48305	⅜" - 16	*67890
7/16" - 14	48230	7/16" - 20	48310	7/16" - 14	-
½" - 13	48235	½" - 20	48315	½" - 12	*67900
9/16" - 12	48240	9/16" - 18	48320	9/16" - 12	*67905
⅝" - 11	48245	⅝" - 18	48325	⅝" - 11	*67910
¾" - 10	48250	¾" - 16	48330	¾" - 10	*67915
7/8" - 9	48255	7/8" - 14	48335	7/8" - 9	67920
1" - 8	48260	1" - 14NS	48340	1" - 8	*67925
1⅛" - 7	48265	1" - 12	48375	1⅛" - 7	-
1¼" - 7	48270	1⅛" - 12	48345	1¼" - 7	*67935
1⅜" - 6	48275	1¼" - 12	48350	1⅜" - 6	-
1½" - 6	48280	1⅜" - 12	48355	1½" - 6	*67945
1¾" - 5	48285	1½" - 12	48360	1¾" - 5	-
2" - 4½	48290	-	-	2" - 4½	67955

\* Requires British model die head.

## Bolt Dies for Models 500B, 532 and 542 Die Heads

(8 UN)	
Rod Size – TPI	RH High-Speed
1⅛" - 8	49215
1¼" - 8	49220
1⅜" - 8	49225
1½" - 8	49230
1¾" - 8	49240
1⅞" - 8	49245
2" - 8	49250
<b>(12 UN)</b>	
2" - 12	49345

## Beveling Dies

For beveling pipe prior to welding. A set of beveling dies consists of three guide segments and one cutting segment.

Catalog No.	Description	Pipe Size		Used in Die Head	Weight	
		in.	mm		lb.	kg
52192	37½° Bevel Die Set	½-¾	12-20	Universal	1	0.5
50960	37½° Bevel Die Set	1-2	25-50	Universal	1	0.5
52202	45° Bevel Die Set	½-¾	12-20	Universal	1	0.5
50965	45° Bevel Die Set	1-2	25-50	Universal	1	0.5

## Cut Grooving Dies

To cut groove pipe for mechanical type couplings, consult chart for sizes and die head information.

Catalog No.	Description	Pipe Size		Used in Die Head	Weight	
		in.	mm		lb.	kg
52217	Grooving Die Set	½-¾	12-20	Universal	1	0.5
50985	Grooving Die Set	1-2	25-50	Universal	1	0.5

Note: 2½ - 4 Beveling Dies are available for the Model 1224 threading Machine. See accessories for Model 1224.

Note: Universal Dies fit all Universal Die Heads.



See page 4.12

# THREADING

Bolt Dies for Models 500B and 531, 532, 541 and 542 Die Heads (Continued)

(UNC)			(UNF)	
Rod Size – TPI	RH High-Speed	LH High-Speed	Rod Size – TPI	RH High-Speed
¼"-20	48605	-	¼"-28	48690
⅝"-18	48610	48915	⅝"-24	48695
¾"-16	48615	48920	¾"-24	48700
7/16"-14	48620	48925	7/16"-20	48705
½"-13	48625	48930	½"-20	48710
9/16"-12	48630	48935	9/16"-18	48715
5/8"-11	48635	48940	5/8"-18	48720
¾"-10	48640	48945	¾"-16	48725
7/8"-9	48645	48950	7/8"-14	48730
1"-8	48650	48955	1"-12	48735
1 1/8"-7	48655	48960	1"-14NS	49305
1 1/4"-7	48660	48965	1 1/8"-12	48740
1 3/8"-6	48665	48970	1 1/4"-12	48745
1 1/2"-6	48670	48975	1 3/8"-12	-
1 3/4"-5	48675	-	1 1/2"-12	48755
2"-4 1/2	48680	48985	-	-

For use with Models 531, 541 and 500B 1/4"-1" Die Heads



For use with Models 532, 542 and 500B 1 1/8"-2" Die Heads

(BSW)	
Rod Size - TPI	RH High-Speed
¼"-20	-
⅝"-18	-
¾"-16	67615
7/16"-14	67620
½"-12	67625
9/16"-12	-
5/8"-11	67635
¾"-10	67640
7/8"-9	67645
1"-8	67650
1 1/8"-7	67655
1 1/4"-7	67660
1 3/8"-6	67665
1 1/2"-6	-
1 3/4"-5	67675
1 3/4"-5	-
1 7/8"-4 1/2	67685
2"-4 1/2	-

For use with Models 531, 541 and 500B 1/4"-1" Die Heads

For use with Models 532, 542 and 500B 1 1/8"-2" Die Heads

Dies for Rebar, for use in Models 500B, 531, 532, 541 and 542 Die Heads

Cat No.		Cat No.	
(UNC)		(UNF)	
RH High-Speed	Rebar Size– TPI	RH High-Speed	Rebar Size– TPI
34077	¾"-16	85850	1"-8
34082	½"-13	79120	1 1/8"-7
34087	5/8"-11	85855	1 3/8"-6
34092	¾"-10	-	-

Acme		(S.I.) Series A Metric			Series B Metric		(ISO) International Standards. Org.	
Rod Size - TPI	RH High-Speed	Rod Size Thread Pitch	RH High-Speed	LH High-Speed	Rod Size Thread Pitch	RH High-Speed	Rod Size Thread Pitch	RH High-Speed
		in. mm			in. mm		in. mm	
-	-	M6-1.0	49795	49845	-	-	M6-1.0	50040
-	-	M7-1.0	-	49850	-	-	M7-1.0	-
-	-	M8-1.25	49805	-	-	-	M8-1.25	50050
-	-	M9-1.25	-	-	-	-	M9-1.25	-
-	-	M10-1.5	49815	-	M10-1.0	50560	M10-1.5	50060
-	-	M11-1.5	49820	49870	-	-	M11-1.5	-
¾"-6	49610	M12-1.75	49825	49875	M12-1.5	85865	M12-1.75	50070
-	-	M14-2.0	49830	-	M14-1.5	-	M14-2.0	50075
-	-	M16-2.0	49835	-	M16-1.5	50575	M16-2.0	50080
-	-	M18-2.5	49840	49890	-	-	M18-2.5	50085
-	-	M20-2.5	50480	49895	M20-1.5	50585	M20-2.5	50090
-	-	M22-2.5	50485	49900	M22-1.5	50590	M22-2.5	50095
1"-5	49585	M24-3.0	50490	49905	M24-2.0	85870	M24-3.0	50100
-	-	M25-3.0	50495	-	-	-	M27-3.0	50105
-	-	M26-3.0	-	-	-	-	M30-3.5	50110
-	-	M27-3.0	50500	-	M27-2.0	-	M33-3.5	50115
-	-	M30-3.5	50505	49915	M30-2.0	-	M36-4.0	50120
1 1/4"-5	49600	M33-3.5	50510	-	-	-	M39-4.0	50125
-	-	M36-4.0	50515	49925	-	-	M42-4.5	50130
1 3/8"-4	-	M39-4.0	50520	49930	-	-	M45-4.5	-
-	-	M42-4.5	50525	-	-	-	M48-5.0	50140
-	-	M45-4.5	50530	-	-	-	M52-5.0	-
-	-	M48-5.0	50540	-	-	-	-	-
-	-	M50-5.0	50545	-	-	-	-	-
-	-	M52-5.0	50550	-	-	-	-	-


For use with Models 531, 541 and 500B 1/4"-1" Die Heads

For use with Models 532, 542 and 500B 1 1/8"-2" Die Heads

For metric high-speed rebar dies, Series B, ISO, see price list.



# Nipple Chucks / Adapters



## 819 Nipple Chuck Kit

- Holds short or close nipples for threading.
- For use with 300 Power Drive, 300 Compact, 535 and 1822 (with adapter kit) and 1224 Threading Machines.

## Standard Equipment

- 51020 – Nipple Chuck Wrench.
- Insert, nipple chuck.
- Adaptor, 1/2 NPT.
- Adaptor, Stud 3/4 NPT.
- Adaptor Stud 1" NPT.
- Adaptor, Stud 1-1/4 NPT.
- Adaptor, Stud 1-1/2 NPT.

Catalog No.	Model No.	Description	Weight	
			lb.	kg
51005	819	Nipple Chuck Complete, 1/2" - 2" NPT	10 1/2	4.80
68160	819	Nipple Chuck 1/2" - 2" BSPT	10 1/2	4.80
35867	839	Adapter Kit for No. 819 Nipple Chuck	16 1/2	7.50
51020	D-380-X	Nipple Chuck Wrench	1/4	0.1
62457	1219	Nipple Chuck, NPT For 1215	5 3/4	2.6

## Pipe Adapters

Catalog No.	Model No.	Thread Type	Sizes		Weight	
			in.	mm	lb.	kg
51040	E-729	NPT	1/8	-	1/2	23
51045	E-730	NPT	1/4	-	1/2	23
51050	E-731	NPT	3/8	-	1/2	23
51055	E-732	NPT	1/2	-	1/2	23
51060	E-733	NPT	3/4	-	1/2	23
51065	E-734	NPT	1	-	1/2	23
51070	E-735	NPT	1 1/4	-	1/2	23
51075	E-735	NPT	1 1/2	-	1/2	23
68165	E-732-B	BSPT	1/2	-	1/2	23
68170	E-733-B	BSPT	3/4	-	1/2	23
68175	E-734-B	BSPT	1	-	1/2	23
68180	E-735-B	BSPT	1 1/4	-	1/2	23
68185	E-736-B	BSPT	1 1/2	-	1/2	23
68195	E-730-B	BSPT	1/4	-	1/2	23
68200	E-731-B	BSPT	3/8	-	1/2	23

*For use with Model 819 Nipple Chuck to allow close nipple threading of all sizes of pipe smaller than 2 inches.*



See page 4.12





## Roll Grooving

- Designed to improve speed and efficiency for fire sprinkler and other industrial installations.
- Wide selection of mechanical and hydraulic units for applications up to 24" in diameter.



Roll Grooving Type	No. of Models	Pipe Capacity (in.)	Page
915 Manual Roll Groover	1	1¼ - 12	5.3
975 Combo Roll Groover	2	1¼ - 6	5.4
916 Power-Driven Roll Groover	4	2 - 6	5.5
918 Hydraulic Roll Groover	5	1 - 12	5.6
918-I Electric Roll Groover	2	1 - 12	5.7
920 Electric Roll Groover	1	2 - 24	5.8



# ROLL GROOVING

	975	916	915	918	918-1	920
	Page 5.4	Page 5.5	Page 5.3	Page 5.6	Page 5.7	Page 5.8
<b>Capacity</b>	1/4"-6"	1/4"-6"	1/4"-12"	1"-12"	1"-12"	2"-24"
<b>Weight</b>	26 lbs.	33 lbs.	23 lbs.	81 lbs.	185 lbs.	160 lbs.
<b>"In-Place" Groover</b>	•		•			
<b>Hydraulic Actuated</b>				•	•	•
<b>Will do SS, PVC, Al</b>	•	•	•	•	•	•
<b>Roll Sets for Copper</b>	•	•	•	•	•	•
<b>Drive Units</b>	RIDGID 300 / Page 4.16 or hand**	RIDGID 300 / Page 4.16 RIDGID 535* / Page 4.20	Hand	RIDGID 300 / Page 4.16 RIDGID 535* / Page 4.20	Included	RIDGID 300 / Page 4.16
<b>Usage</b>	Field	Field	Field	Fab Shop / Field	Fab Shop/Field	Fab Shop/Field

\* Adapter pieces required.

\*\* Works as powered or in-place groover.

Note: Please check schedules in charts.

## Pipe Size & Schedule Capacities

Model	Material	Pipe Size (inches)/Schedule																	
		1	1/4	1 1/2	2	2 1/2	3	3 1/2	4	4 1/2	5	6	8	10	12	14	16	18-24	
975 page 5.4	Steel	Sch. 5, 10, 40																	
	Stainless	Sch. 5, 10, 40																	
	Aluminum	Sch. 5, 10, 40																	
	PVC	40	Sch. 40, 80										Sch. 40						
	Copper				K, L	K, L, M		K, L, M & DW											
916 page 5.5	Steel	Sch. 5, 10, 40																	
	Stainless	5, 10	Sch. 5, 10, 40										Sch. 5, 10						
	Aluminum	Sch. 5, 10, 40																	
	PVC	Sch. 40	Sch. 40, 80										Sch. 40						
	Copper				K, L	K, L, M		K, L, M & DWV											
915 page 5.3	Steel	Sch. 5, 10, 40																	
	Stainless	Sch. 5, 10, 40																	
	Aluminum	Sch. 5, 10, 40																	
	PVC	40	40, 80	40	Sch. 40, 80										Sch. 40				
	Copper				K, L	K, L, M		K, L, M & DWV											
918/918-1 page 5.6 & 5.7	Steel	Sch. 5, 10, 40																	
	Stainless	5, 10	Sch. 5, 10, 40										Sch. 5, 10						
	Aluminum	Sch. 5, 10, 40																	
	PVC	40	40	40, 80	40	Sch. 40, 80										Sch. 40			
	Copper				K, L	K, L, M		K, L, M & DWV											
920 page 5.8	Steel	Sch. 5, 10, 40*																	
	Stainless	Sch. 5, 10, 40*																	
	Aluminum	Sch. 5, 10, 40*																	
	PVC	40	Sch. 40, 80										Sch. 40						
	Copper				K, L	K, L, M		K, L, M & DWV											

\* 8" grooving is not recommended for Sch. 40 if pipe hardness is above 150 BHN.

\*\* Std. = Standard wall thickness (.375).

Note: Use of roll sets on both carbon and stainless steel pipe can lead to contamination of the stainless material. This contamination could cause corrosion and premature pipe failure.

To prevent ferrous contamination, use roll sets dedicated for stainless steel grooving.

Note: Consult groover manual for exact capacity specifications.

## Roll Groover/Threader Compatibility

Roll Groover Model	Threader Model						
	1210*	1215*	300 Complete	300 Compact	535 Manual	535 Auto*	1224
916	-	-	45007	67662	60382	-	-
975	-	-	91207	-	-	-	-
918-1	-	-	48297	-	-	-	-
918-2	-	-	-	-	-	-	-
918-4	-	-	-	-	-	-	48382
918-5	-	-	-	-	48387	-	-
920	-	-	95782	-	-	-	-

\*Not recommended for roll grooving applications.

## Manual Roll Groovers



### 915 Roll Groover

The RIDGID 915 Roll Groover is a manual roll groover for in-place field applications. The 915 requires only 3 1/2" of clearance to travel around a pipe and a minimum of 2 3/4" of exposed pipe for grooving. With the appropriate roll sets, the 915 can groove from 1 1/4" to 12" pipe, the widest range in its class! The 915's cast-in handle allows for easy transport or chaining the groover down to prevent theft. The 915 is a must for service work crews.

- Lightweight design – only 23 pounds.
- Available customized tool box – holds 915 groover and all available roll sets.
- Easy to use depth setting gauge – helps make accurate grooves.
- Easy roll set change out – up to 12" pipe capacity in one unit for service versatility.
- Cast-in carrying handle – easy to transport or lock up to prevent theft.
- Included ratchet – 90 degree bend-in handle makes grooving easier.

### Standard Equipment

- 93642 – Groove Roll 2" - 6".
- 93757 – Drive Roll 2" - 6".
- 92202 – 1/2" Drive 90 Degree Ratchet.

### Specifications

- Capacity
  - 1 1/4" - 12" Sch. 10 Steel and Stainless Steel Pipe.
  - 2" - 8" K, L, M, DWV Copper.
  - 1 1/4" - 6" Sch. 40 PVC.
  - 1 1/2", 2 1/2" - 3" Sch. 80 PVC.
- Weight – 23 lbs. (including ratchet).
- Operation – Feed screw with 1/2" ratchet wrench (included).

Catalog No.	Model No.	Description	Weight	
			lb.	kg
88232	915	915 Roll Groover with 2" - 6" Sch. 10 (2" - 3 1/2" Sch. 40) Roll Set	23	10.40

### Accessories

Catalog No.	Description	Weight	
		lb.	kg
92437	Drive and Groove Roll Set for 1 1/4" - 1 1/2" Sch. 10 or 40 Steel, Stainless Steel, PVC	2.0	0.9
92447	Drive and Groove Roll Set for 4" - 6" Sch. 40 Steel, Stainless Steel, PVC	4.5	1.9
92442	Drive and Groove Roll Set for 8" - 12" Sch. 10 Steel, Stainless Steel, PVC	4.5	1.9
92452	Drive and Groove Roll Set for 2" - 8" Copper Tube Type K, L, M, and DWV	2.0	0.9
93497	915 Tool Box	21.5	9.7
76827	Metric Diameter Tape	0.5	0.1
76822	Inch Diameter Tape	0.5	0.1
93642	Groove Roll 2" - 6"	0.9	0.4
93757	Drive Roll 2" - 6"	1.3	0.6

*Note: A Roll Groove Set consists of a Groove Roll and a Drive Roll.  
Copper Roll Groove Set includes Black Reaction Arm and one Copper Stabilizer Pad.*

# ROLL GROOVING

## Combo Roll Groovers



### 975 Combo Roll Groover

- **Auto Tracking & Depth Setting Gauge Means Easier Use** – The 975 Combo Groover includes new, patented auto tracking technology for significantly easier grooving. Whether you're doing machine-powered or manual grooving, the Auto-Track gauge keeps the pipe automatically engaged to the groover throughout the grooving process. The 975 also includes a permanently depth setting gauge for quicker, repeatable set-up.
- **Less Hand Force Required** – When manually roll grooving, the 975's 55% higher gear reduction means less hand force required versus competitive manual roll groovers. This is especially helpful for over-head roll grooving.
- **Durability And Portability** – A tough, ductile iron construction means the 975 can absorb jobsite abuse and provide accurate grooves time after time. A cast-in handle makes the 975 easily portable to and from the jobsite.

### Standard Equipment

- 30883 – Shaft, Drive.
- 30933 – Roll Groove.
- 30703 – Ratchet, 1/2" Drive With 90° Bend.
- 30708 – Extension, 1/2" Drive, Locking.
- 87682 – Support Bar (2).

### Specifications

- Pipe Capacity
  - 1 1/4" – 6" Schedule 10 and Schedule 40 Steel, Aluminum, and PVC Pipe
  - 1 1/4" – 6" Schedule 10
  - 1 1/4" – 2" Schedule 40 Stainless Steel Pipe
  - 1/2" – 4" Schedule 80 PVC Pipe
  - With Roll Change 2" – 8" Copper Tube (Type K, L, M, and DWV)
- Depth Adjustment – Adjusting screw and integral, index depth gauge.
- Actuation – Feed screw with 1/2" ratchet wrench (included) or any 15/16" hex.
- Power Drive Mounting – RIDGID 300 Power Drive 38/57 RPM (Reverse Direction Only).

Catalog No.	Model No.	Description	Weight	
			lb.	kg
25638	975	975 Combo Roll Groover	26.1	11.9
32828	975	975 Combo Roll Groover for Use with Copper Tube	26.1	11.9

### Accessories

Catalog No.	Model No.	Description	Weight	
			lb.	kg
32833	975	Roll Set Kit for 2" - 8" Copper Tube	5.0	2.3
67662	-	Adapter Bracket for 300 PD Version of 916 Roll Groover	30.0	13.6
41855	300 Only	300 Power Drive, 115V 50/60Hz	94.0	43.0
75075	300 Only	300 Power Drive, 115V 50/60Hz	94.0	43.0
42360	1206	1206 Stand	31.0	14.1
36273	460-6	Portable TRISTAND® Chain Vise	42.8	19.4
36278	460-12	Portable TRISTAND® Chain Vise	60.8	27.6
16703	425	Portable TRISTAND® Chain Vise	32.0	14.5
56662	VJ-99	V Head High Pipe Stand	23.0	10.4
22168	VF-99	V Head High Folding Pipe Stand	24.0	10.9
76822	-	Inch Diameter Tape	0.5	0.1
76827	-	Metric Diameter Tape	0.5	0.1
30703	-	Ratchet, 1/2" Drive With 90° Bend	1.7	0.8
30708	-	Extension, 1/2" Drive, Locking	0.5	0.1

## Power Roll Groovers



### Power-Driven 916 Roll Groover

- The RIDGID Model 916 Roll Groover is the most durable and efficient lightweight portable unit available. Built with a solid, durable cast-iron housing, it withstands heavy usage, yet is light enough for easy transportation. The 916 features a patented single stroke feed mechanism that allows for accurate operation quickly and effortlessly.
- Specifically designed for field service roll grooving applications.
- Quick and easy mount to RIDGID Nos. 300 Power Drive, 535 or 1822 Threading Machines.
- Cam-type feed actuation – translates into minimum operator effort to form roll grooves.
- Depth adjustment screw separate from feed mechanism allows for consistent groove depth.
- Lightweight, only 33 lbs., allows for easy transport and storage.
- Integral feed handle is part of overall unit. No extra tools required.
- Optional Roll Sets for: Copper 2" - 6" (Types K, L, M, DWV), 1" Sch. 10, 40 steel pipe.
- Optional 1 1/4"-1 1/2" and 2" - 6" AWWA Roll Sets.
- Easy serviceability – drive and groove rolls are easy to change.

### Standard Equipment

- 45397 – SHAFT, ASM DRIVE 916.
- 45587 – ROLL, GROOVE W/BEARING.

### Specifications

- Capacity – 1 1/4" - 6" Sch. 10 Steel, Stainless Steel.
- 1 1/4" - 3" Sch. 40 Steel, Stainless Steel.
- Optional 2" - 6" Copper (Type K, L, M, DWV).
- Optional 1" Sch. 10, 40 Steel Pipe.
- 1 1/4" - 1 1/2" and 2" - 6" AWWA Roll Sets.)

Catalog No.	Model No.	Description	Weight	
			lb.	kg
45007	916	Roll Groover for 300 Power Drive	33	15.0
46852	916	Roll Groover for Copper Tubing for 300 Power Drive	34	15.5
60382	916	Roll Groover for 535	33	15.0
48307	916	Roll Groover for 1822	33	15.0

### Accessories

Catalog No.	Description	Weight	
		lb.	kg
45347	Roll Set for 1" Sch. 10,40	6	2.6
45352	Roll Set for Copper (optional)	6	2.6
69667	Roll Set for 1 1/4"-1 1/2" AWWA (optional)	6	2.6
69692	Roll Set for 2"-6" AWWA (optional)	6	2.6
67662	Adapter Bracket for 300 PD Version of 916 Roll Groover	30	13.6
76822	Inch Diameter Tape	1/2	0.1
76827	Metric Diameter Tape	1/2	0.1

Note: A Roll Set consists of a Groove Roll and a Drive Roll.



# ROLL GROOVING

## Power Roll Groovers



### 918 Roll Groover

The RIDGID Model 918 Hydraulic Roll Groover features a powerful 15-ton hydraulic ram in a compact, easy to transport unit. With one man set-up and operation, the 918 is the ideal groover for job site requirements. The 918 mounts quickly to RIDGID 300 power drive, 535, 1822, or 1224 Threading Machines. Designed to provide maximum efficiency, the 918 is capable of grooving up to 12" Schedule 10 and 8" Schedule 40 standard wall pipes. Roll Set changeout is accomplished in seconds.

- Compact lightweight design allows for easy transport.
- Extensive grooving capacity for a wide range of applications.
- Rugged, durable housing enables unit to withstand harsh use.
- Two-stage pump plus 15 ton ram permit quick and smooth operation.
- Quick easy set-up.
- Easy rollset changeout.
- Specifically designed groove and drive rolls product consistent, accurate grooves throughout the capacity range.

### Standard Equipment

- 48405 – Roll Set for 8"-12" Sch 10 (8" Sch 40) With Carry Case.
- 49217 – Groove Roll 2" - 6".
- 51432 – Drive Roll 2" - 6".
- 53987 – Roll Storage Case.
- 29087 – T Handle hex key 1/8".
- 54317 – Box Wrench.

### Specifications

- Capacity
  - 1" - 12" Sch. 10 Steel, Stainless Steel.
  - 1" - 12" Sch. 10 Steel, Stainless Steel.
  - 1" - 8" Sch 40 Steel, PVC.
  - 1" - 2" Sch 40 Stainless Steel.
  - 2" - 6" Copper (Type K, L, M, & DWV).
  - 2 1/2" - 4" Sch 80 PVC.

Catalog No.	Model No.	Description	Weight	
			lb.	kg
48297	918-1	918 Roll Groover w/300 Power Drive Mount Kit	104	47.2
48377	918-2	918 Roll Groover w/1822 Power Drive Mount Kit	134	60.9
48382	918-4	918 Roll Groover w/1224 Carriage Mount Kit	131	59.5
48387	918-5	918 Roll Groover w/535 Carriage Mount Kit	117	53.1
47222	918 only	918 Roll Groover Only	95	43.1

### Mounting Kit Only

Catalog No.	Model No.	Description	Weight	
			lb.	kg
48292	911	300 Power Drive Mount Kit Only	9	4.0
48392	912	1822 Carriage Mount Kit Only	39	17.7
48397	914	1224 Carriage Mount Kit Only	36	16.4
48402	915	535 Carriage Mount Kit Only	22	10.0

### Accessories

Catalog No.	Description	Weight	
		lb.	kg
48405	Roll Set for 8"-12" Sch 10 (8" Sch 40) With Carry Case	18	8.2
48407	Roll Set for 1 1/4"-1 1/2" Sch 10/40 With Carry Case	10	4.5
48412	Roll Set for 1" Sch 10/40 and 1 1/4"-1 1/2" Sch 10/40 with Carry Case	20	9.0
48417	Roll Set for 2"-6" Copper	10	4.5
59992	1"-12" Stabilizer for Grooving Nipples	11	5.0
49662	Tool Box	5	2.0
76822	Inch Diameter Tape	1/2	0.1
76827	Metric Diameter Tape	1/2	0.1

Note: A Roll Set consists of a Groove Roll and a Drive Roll

Note: Do not use to groove 8" schedule 40 steel pipe harder than 150 Brinell.



## Power Roll Groovers



### 918-I Roll Groover

The RIDGID Model 918-I Roll Grooving Machine is capable of grooving 1" to 8" schedule 40 and 1" to 12" schedule 10 pipe faster than any roll grooving machine in its class. Powered by a 1.2 HP universal motor and heavy duty transmission, the 918-I produces high quality grooves consistently and effortlessly. The 918-I comes standard with a rugged wheel stand built for mobility in the shop without compromising stability. The stand's tray is tough enough to support 200 lbs. The 918-I uses a custom-designed, two-stage hydraulic pump that minimizes pipe flare, operator fatigue and hydraulic fluid leaks.

- Fastest roll groove time in its class. (See roll groove time chart below.)
- Offers maximum versatility in roll grooving capacities (see specifications below).
- Custom engineered 2-stage, 15-ton hydraulic pump and ram eases grooving and reduces flare and operator's fatigue.
- Produces consistent, high quality roll grooves.
- 115V approved by CSA to CSA and UL standards.

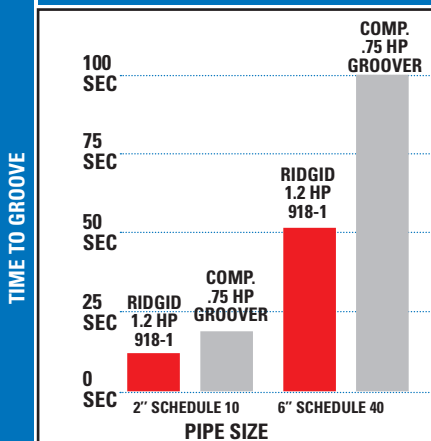
### Standard Equipment

- 36642 – Footswitch, ASM.
- 48405 – Roll Set for 8"-12" Sch 10 (8" Sch 40) With Carry Case.
- 49217 – Groove Roll 2" - 6".
- 51432 – Drive Roll 2" - 6".
- 59992 – 1"-12" Stabilizer for Grooving Nipples.
- 64192 – Stand, ASM 918I.
- 49087 – T-Handle Hex Key, 1/8".
- 54317 – Box Wrench.
- 67192 – Spanner Wrench.
- 67197 – Hex Key 3/8".
- 53987 – Roll Storage Case.

### Specifications

- Capacity
  - 1" - 12" Sch 10 Steel
  - 1" - 8" Sch 40 Steel
  - 2" - 6" Copper (types K, L, M & DWV)
  - 1 1/2", 2 1/2" - 4" Sch 80 PVC
- Motor – Universal 1/2 HP
- Motor Control – On/Off Heavy-Duty with Foot Switch
- Speed: – 45 RPM (No Load)

### ROLL GROOVE TIME



Catalog No.	Model No.	Description	Voltage		Weight	
			V	lb.	kg	
64977	918-I	Roll Grooving Machine Complete	115	185	84.1	
65902	918-I	Roll Grooving Machine Complete. (Export Only)	230	185	84.1	

### Accessories

Catalog No.	Description	Weight	
		lb.	kg
48405	Roll Set for 8"-12" Sch 10 (8" Sch 40) With Carry Case	18	8.2
48407	Roll Set for 1 1/4"-1 1/2" Sch 10/40 With Carry Case	10	4.5
48412	Roll Set for 1" Sch 10/40 and 1 1/4"-1 1/2" Sch 10/40 with Carry Case	20	9.0
48417	Roll Set for 2"-6" Copper	10	4.5
59992	1"-12" Stabilizer for Grooving Nipples	11	5.0
76822	Inch Diameter Tape	1/2	0.1
76827	Metric Diameter Tape	1/2	0.1

Note: A Roll Set consists of a Groove Roll and a Drive Roll  
 Note: Do not use to groove 8" schedule 40 steel pipe harder than 150 Brinell.

# ROLL GROOVING

## Power Roll Groovers



### 920 Roll Groover

The RIDGID 920 Roll Groover takes grooving to a whole new level. With a capacity range of 2"-24" diameter pipe, the 920 has the largest capacity of any RIDGID roll groover. The 920 mounts to the RIDGID 300 Power Drive for use in the field or shop. Also available is the RJ624 Large Diameter Pipe Support for grooving pipe up to 24" in diameter, a perfect complement to the 920 Roll Groover.

- Largest grooving capacity in its class.
- Transportation Mode – Detachable Wheels enable one man to easily move the 920 around a jobsite. Also available is a Model No. 32 Transporter.
- Patented Depth Setting Gauge – Easy and accurate groove depth setting does not require adjusting the protective guarding.
- Built-in Pressure Gauge – Helps operator monitor hydraulic pressure to control flare and optimize groove time.
- Front Roll Set Change-Out – User can switch groove roll sets quickly and easily.
- Easy Adjust Support Legs – Helpful when leveling the groover on uneven ground.

### Standard Equipment

- 42575 – #32 Transporter (for Power Drives and Tristand Vises).
- 920 Training Video And User Manual.
- 10843 – Set of Rolls 2-6" 920.
- 10848 – Set of Rolls 8-12" 920.
- 10853 – Set of Rolls 14-16" 920.

### Specifications

- Capacity
  - 2" -12" Sch 5, 10, & 40 Steel, Stainless Steel, Aluminum\*
  - 14" - 16" Sch 5 & 10 Steel, Stainless Steel, Aluminum
  - 18" - 24" .250 Wall Steel, Stainless Steel, Aluminum
  - 2" - 8" Sch 40 PVC
  - 2 1/2" - 4 Sch 80 PVC
  - 2" - 8" Copper (K & L)
  - 2 1/2" - 8" Copper (K, L, & M)
  - 3" - 8" Copper (DWV)

Catalog No.	Model No.	Description	Weight	
			lb.	kg
95782	920	920 Roll Groover with 2"- 6" Sch. 40, 8"-12" Sch. 40 and 14"-16" Std. Wall Roll Sets	199	90.30

### Accessories

Catalog No.	Model No.	Description	Weight	
			lb.	kg
42575	32	#32 Transporter (for Power Drives and Tristand Vises)	14 1/4	6.50
76822	-	Inch Diameter Tape	1/2	0.10
76827	-	Metric Diameter Tape	1/2	0.10
96372	RJ624	RJ624 Large Diameter Pipe Stand	167	75.70
96982	-	Drive and Groove Roll Set for 2" - 8" Copper Tube Type K,L,M,and DMV	20	9.00
96987	-	Drive and Groove Roll Set for 18" - 20" Sch. 10 Steel or Stainless Steel	21	9.50
96992	-	Drive and Groove Roll Set for 22" - 24" Sch. 10 Steel or Stainless Steel	22	10.00
96997	-	Drive and Groove Roll Set for 4" - 6" Sch. 40 Steel or Stainless Steel	20	9.00

## Cutting & Drilling

- Wide selection from a single source.
- Durable designs.



Type	No. of Models	Nom. Size (in.)	Page
<b>Hole Cutting</b>			
Model HC300	3	Up to 3	6.2
Model HC450	4	Up to 4¾	6.3
Hole Saw Arbors	11	Up to 5½	6.4
Hole Saw Kits	3	—	6.4
Hole Saws	51	Up to 6	6.5
<b>Reciprocating Saw Blades</b>			
	14	3 - 12	6.6
<b>Core Drilling</b>			
Core Drill Bits	26	½ - 14	6.7
<b>Tapping Tools</b>			
RT1000	2	5/8 - 7/8	6.8
RT3422	1	5/8 - 1¾	6.9

# CUTTING & DRILLING

## Hole Cutting Tools



### HC300 Hole Cutting Tool

The RIDGID Model HC300 Hole Cutting Tool is designed to cut holes up to 3" (76 mm) diameter into steel pipe. The multiple hole size allows the use of fittings such as Mechanical T<sup>®</sup>, Vic-O-Let<sup>™</sup>, Weld-O-Let<sup>™</sup> and others for branching unpressurized pipelines. The HC300 features a 1/2" (13 mm) capacity chuck to accommodate all sizes of holes up to 3" (76 mm) diameter and standard hole saw arbors up to 7/16" (11 mm). An integral motor and gear reduction optimizes the performance and saw life in the capacity range. A single-feed handle and ON/OFF switch allows for easy operation. The compact two-piece design allows the HC300 to be used in tight quarters and difficult-to-reach locations. The Model HC300 offers great features that translate into unparalleled field and shop performance.

- Quick Connecting Two-piece Design. This unique design allows for easy mounting transport and set up. In addition, weighing only 31 lbs. (14 kg), the unit can be broken down into two lighter weight units for maximum transport and operation comfort. This is particularly useful when working off a ladder or overhead.
- Single-Hand Chain Latching. The Model HC300 features a patented springloaded chain that saves time and significantly aids set up and operation.
- Ergonomic Design. With all controls at the operator's fingertips, the tool has been designed for maximum productivity.
- High Speed. With a powerful 1.2HP, 11 amp motor, the Model HC300 delivers 360 RPM to quickly bore holes while optimizing hole saw life.
- Horizontal and Vertical Flats. Ensures perpendicular cutting.

### Standard Equipment

- 77017 – Chuck Key

### Specifications

- Hole Cutting Capacity – up to 3" (76 mm).
- Pipe Diameter Mounting Range – 1 1/2" (38 mm) to 8" (200 mm).
- Motor – 1200 W Universal.
- Output Power – 1/2 HP.
- RPM – 360 (no load).
- Chuck Size – 1/16" (1.6 mm) - 1/2" (13 mm).
- Arbors up to 7/16".
- Weight – 31 lbs.
- Height – 12.8".
- Length – 11.9".
- Width – 13.2".
- 115V approved by CSA to CSA and UL standards

Catalog No.	Model No.	Description	Weight	
			lb.	kg
76777	HC300	3" Hole Cutting Tool 115V	31	14.0
76787	HC300	3" Hole Cutting Tool 230V	31	14.0
76792	HC300-J	3" Hole Cutting Tool 100V,50/60 Hz	31	14.0

Note: The HC300 is not a hot tapping tool.

Note: Use the R2S Arbor when drilling 1 1/4" and larger holes.

### Accessories

Catalog No.	Model No.	Description	Weight	
			lb.	kg
16671	R2S	Solid Shank Arbor	1/2	0.2
84427		HC-450/HC-300 Carrying Case	19	8.6
77017		Chuck Key	1/4	0.1

# Hole Cutting Tools



## HC450 Hole Cutting Tool

The RIDGID Model HC450 is engineered for continuous 1/4" (6 mm) to 4 3/4" (120 mm) hole cutting in and up to 8" (203 mm) diameter steel unpressurized pipe. The built-in level ensures line up for multiple holes when branching lines using Mechanical T, Vic-O-Let fittings or welded saddles. The HC450 is ideal for mechanical, industrial maintenance and fire protection contractors since it cuts holes into a wide variety of pipe materials. No off-the-shelf drill-based hole cutter compares in performance or durability to the rugged purpose-built Model 450.

- Engineered for continuous dry or oiled hole cutting.
- Dual-side controls provide easy operation.
- GFCI and a built-in breaker for operator protection.
- Chuck accommodates 1/8" (3 mm) to 5/8" (16 mm) arbors.
- Two carrying handles ease mounting and alignment.
- Built-in level for multiple hole alignment.

## Standard Equipment

- 59502 – 5/8" Arbor only for Hole Saws.
- 59132 – Chuck Key.

## Specifications

- Hole Cutting Capacity – up to 4 3/4" (Sch 10, 40 and 80 Pipe Dia.)
- Pipe Diameter Mounting Range – 1 1/4" to 8".
- Motor – Universal, 115V 25-60Hz 13 amp, 1.2 HP, UL/CSA listed.
- RPM – 110 (no load).
- Chuck Size – 5/8".
- Weight – 42 lbs.
- Height – 11 1/2".
- Length – 17".
- Width – 17".
- 115V approved by CSA to CSA and UL standards

Catalog No.	Model No.	Description	Weight	
			lb.	kg
57592	HC450	4 3/4" Hole Cutting Tool 110V,50/60 Hz	42	19.0
57597	HC450	4 3/4" Hole Cutting Tool 220V,50/60 Hz	42	19.0
25668	HC450	4 3/4" (120 mm) Hole Cutting Tool 115V	42	19.0

Note: The HC450 is not a hot tapping tool.

## Accessories

Catalog No.	Model No.	Description	Weight	
			lb.	kg
84427	-	HC-450/HC-300 Carrying Case	19	8.6
59502	R4	5/8" Arbor only for Hole Saws	1/4	0.1
59132	-	Chuck Key	1/4	0.1



# CUTTING & DRILLING

## Hole Saws

### Hole Saw Arbors

Hole saw arbors with high-speed pilot drills are built for use with portable drills and drill presses. The saws are quickly replaced without tools and without removing the arbor from the chuck.



Catalog No.	Model No.	Chuck	Fits Saw Nos.	Shank Size		Weight	
				in.	mm	lb.	kg
53065	R0	1/4", 3/8" (6, 10 mm)	M 14 - M 30	1/8	6	1/4	0.1
53070	R1	1/2" (12 mm)	M 14 - M 30	3/8	11	1/4	0.1
53075	R2	1/2" (12 mm)	M 32 - M 152	3/8	11	1/2	0.2
53080	R3	5/8" (15 mm)	M 32 - M 152	1/2	16	1/2	0.2
81505	D-969	12" arbor extension for 7/16" shank arbors	-	-	-	1	0.4
16671	R2S	1/2" (12 mm)	M 32 - M 152	3/8	11	1/2	0.2
53085	-	1/4" replacement pilot drill w/slotted shank	-	-	-	1/4	0.1
59502	R4	5/8" (15 mm)	-	-	-	1/4	0.1

### Hole Saw Kits

Plumber's, electrician's and combination kits each contain a selection of RIDGID hole saws and hole saw arbors for cutting through wood, steel, cast iron, brass and aluminum.



Catalog No.	Model No.	Description	Weight	
			lb.	kg
81490	1248	Plumber Kit	3 3/8	1.50
81495	1249	Electrician Kit	3 3/8	1.50
81500	1250	Combination Kit	6 1/8	2.80

#### Kits

Catalog No.	Model No.	Description	3/4"	7/8"	1 1/8"	1 3/8"	1 1/2"	1 3/4"	2"	2 1/4"	2 1/2"	2 5/8"	Arbors			Weight	
			19 mm	22 mm	29 mm	35 mm	38 mm	44 mm	51 mm	57 mm	64 mm	67 mm	R0	R1	R2	lb.	kg
81490	1248	Plumber Kit		•	•		•	•		•		•		•	•	3 3/8	1.5
81495	1249	Electrician Kit		•	•	•		•	•		•			•	•	3 3/8	1.5
81500	1250	Combination Kit	•	•	•	•	•	•	•	•	•		•	•	•	6 1/8	2.8



# Hole Saws



## Variable Pitch Hole Saws

Outperform and outlast traditional standard pitch models. Bi-metal construction with teeth made from specially hardened type M3 high speed steel. The varying teeth height and gullet sizes result in much faster cutting and longer life. For wood; mild, tool and stainless steels; cast iron; brass and aluminum. 51 sizes from 9/16" (14mm) to 6" (152mm).

- Depth of cut: 1 1/2" (38 mm).
- Bi-metal construction.
- M 3 HSS Cutting edge.
- 3/5 TPI Variable pitch.
- Positive tooth rake.
- NOTE: Use RIDGID Thread Cutting Oil on all metal except cast iron.

Catalog No.	Model No.	Saw Size & Hole Diameter		Nominal Pipe Sizes (in.)		Nominal Pipe Sizes (mm)	
		in.	mm	Tap Drill Size	Body Drill Size	Tap Drill Size	Body Drill Size
52755	M14	9/16	14	-	-	-	-
52760	M16	5/8	16	-	-	-	-
52765	M17	11/16	17	-	-	-	-
52770	M19	3/4	19	-	3/8	-	10
52775	M21	13/16	21	-	-	-	-
52780	M22	7/8	22	3/4	1/2	20	12
52785	M24	15/16	24	-	-	-	-
52790	M25	1	25	-	-	-	-
52795	M27	1 1/16	27	-	-	-	-
52800	M29	1 1/8	29	1	3/4	25	20
52805	M30	1 3/16	30	-	-	-	-
52810	M32	1 1/4	32	-	-	-	-
52815	M33	1 5/16	33	-	-	-	-
52820	M35	1 3/8	35	-	1	-	25
52825	M37	1 7/16	37	-	-	-	-
52830	M38	1 1/2	38	1 1/4	-	32	-
52835	M40	1 9/16	40	-	-	-	-
52840	M41	1 5/8	41	-	-	-	-
52845	M43	1 11/16	43	-	-	-	-
52850	M44	1 3/4	44	1 1/2	1 1/4	40	32
52855	M46	1 13/16	46	-	-	-	-
52860	M48	1 7/8	48	-	-	-	-
52865	M51	2	51	-	1 1/2	-	40
52870	M52	2 1/16	52	-	-	-	-
52875	M54	2 1/8	54	-	-	-	-
52880	M57	2 1/4	57	2	-	50	-
52885	M59	2 3/16	59	-	-	-	-
52890	M60	2 3/8	60	-	-	-	-
52895	M64	2 1/2	64	-	2	-	50
52900	M65	2 3/16	65	-	-	-	-
52905	M67	2 5/8	67	-	-	-	-
52910	M70	2 3/4	70	-	-	-	-
52915	M73	2 7/8	73	-	-	-	-
52920	M76	3	76	-	2 1/2	-	64
52925	M79	3 1/8	79	-	-	-	-
52930	M83	3 1/4	83	3	-	75	-
52935	M86	3 3/8	86	-	-	-	-
52940	M89	3 1/2	89	-	-	-	-
52945	M92	3 5/8	92	-	3	-	75
52950	M95	3 3/4	95	3 1/2	-	90	-
52955	M98	3 7/8	98	-	-	-	-
52960	M102	4	102	-	-	-	-
52965	M105	4 1/8	105	-	3 1/2	-	90
52970	M108	4 1/4	108	-	-	-	-
52975	M110	4 3/8	110	-	-	-	-
52980	M114	4 1/2	114	-	4	-	-
52985	M121	4 3/4	121	-	-	-	-
52990	M127	5	127	-	-	-	-
52995	M140	5 1/2	140	-	-	-	-
53000	M152	6	152	-	-	-	-

Note: All weights are under 1 1/2 lbs. (0.68 kg).

## CUTTING & DRILLING

# Reciprocating Saw Blades



### Reciprocating Saw Blades

High quality blades for every application. Available in carbon, or bi metal consisting of a high-speed steel cutting edge welded to a flexible alloy steel back for wood or metal cutting. RIDGID blades will fit in all reciprocating saws and are packed in plastic sleeves with five (5) blades or fifty (50) blades.

Catalog No.	Model No.	Length		Width		Gauge		TPI	Std. Pack	Recommended Use
		in.	mm	in.	mm	in.	mm			
80520	D-988	3	75	5/16	8	0.035	0.9	18	5	Scroll cuts in wood and cast aluminum, non-ferrous metals.
80500	D-984	4	100	3/4	20	0.035	0.9	14	5	Heavy gauge metals 1/8" thick and above. Barstock and angles.
80480	D-980	4	100	3/4	20	0.035	0.9	18	5	Heavy gauge metals of 18 gauge to 1/8" thick conduit, pipe, channels, and tubing.
80485	D-981	4	100	3/4	20	0.035	0.9	24	5	Metal cutting 18 gauge and under. Trim, tubing, and galvanized pipe.
56892	D-993	6	150	3/4	20	0.035	0.9	10	5	Wood, nail-embedded wood, compositions, plastic, cast aluminum, and non-ferrous metals.
80505	D-985	6	150	3/4	20	0.035	0.9	14	5	Heavy gauge metals 1/8" thick and above. Barstock and angles.
95872	DP-985	6	150	3/4	20	0.035	0.9	14	50	Heavy gauge metals 1/8" thick and above. Barstock and angles.
80510	D-986	6	150	3/4	20	0.035	0.9	18	5	Heavy gauge metals of 18 gauge to 1/8" thick conduit, pipe, channels, and tubing.
95877	DDP-986	6	150	3/4	20	0.035	0.9	18	50	Heavy gauge metals of 18 gauge to 1/8" thick conduit, pipe, channels, and tubing.
80515	D-987	6	150	3/4	20	0.035	0.9	24	5	Metal cutting 18 gauge and under. Trim, tubing, and galvanized pipe.
47082	D-989	6	150	3/4	20	0.050	1.3	6	5	General rough-in, all woods, nail-embedded woods.
56897	D-994	8	200	3/4	20	0.035	0.9	10	5	All woods, composition, plastic, nail-embedded wood, cast aluminum, light metal.
51022	D-992	9	225	3/4	20	0.050	1.3	6	5	General rough-in, all woods, nail-embedded woods.
47087	D-990	12	300	3/4	20	0.050	1.3	6	5	General rough-in, all woods, nail embedded woods.
96032	0979	12	300	7/8	22	0.062	1.6	6	3	Demolition blade! All wood, metal, nail-embedded wood.

# Core Drill Bits



Core Bits High Speed Premium Red

## Core Drill Bits

All RIDGID segmented diamond drill bits are laser welded for superior strength. Three times stronger than conventional brazed bits. RIDGID core bits are available in 2 styles: Premium Red and High Speed Premium Red. Premium Red core bits are heavy-duty, multi-purpose bits for drilling in many types of materials including reinforced concrete, cinder block, stone, etc. High Speed Premium Red core bits are specially designed for high speed drilling. Unique diamond segment design can increase drilling speed as much as 30% over conventional bits.

Catalog No.	Bit Diameter	Weight	
	in.	lb.	kg
98170	1/2*	1.10	0.5
98175	5/8*	1.15	0.5
98180	3/4*	1.19	0.5
98185	7/8*	1.50	0.7
98190	1*	2.00	0.9
98195	1 1/4*	2.60	1.2
98200	1 1/2*	3.20	1.5
98205	1 3/4	3.55	1.6
98210	2	4.05	1.8
98215	2 1/4	4.25	1.9
98220	2 1/2	5.00	2.3
98225	2 3/4	5.50	2.3
98230	3	6.00	2.7
98235	3 1/2	6.50	2.9
98240	4	8.00	3.6
98250	5	11.50	5.2
98255	5 1/2	13.25	6.0
98260	6	14.00	6.4
98265	6 1/2	15.25	6.9
98270	7	16.00	7.5
98275	8	22.00	10.0
98280	9	24.25	11.0
98290	12	41.25	18.7
98295	14	60.50	27.4

Note: All Diameters Are Nominal, Core Length is 12"  
\*Requires Adapter No. 98715



Bit Extension Rods & Adapters

## High Speed Premium Red

Catalog No.	Bit Diameter	Weight	
	in.	lb.	kg
51507	2	4.05	1.8
51512	2 1/2	5.00	2.5
51517	3	6.00	2.7
51522	3 1/2	6.50	2.9
51527	4	8.00	3.6
51537	5	11.50	5.2
51542	6	14.00	6.4
51547	8	22.00	10.0
51557	12	41.25	18.7

## Bit Extension Rods and Adapters

Item No.	Catalog No.	Length	Fits Bit Size	Thread	Weight	
		in.	in.	in.	lb.	kg
1	98700	4	1 3/4	1 1/4 - 7	2 1/4	1.0
2	98705	6	1 3/4	1 1/4 - 7	3 1/4	1.8
3	98710	12	1 3/4	1 1/4 - 7	6 1/4	2.8
4	98690	6	1 - 1 1/2	5/8 - 11	1 1/4	0.6
5	98695	12	1 - 1 1/2	5/8 - 11	2	0.9
6	98715	-	-	-	1 1/4	0.6
7	98720	-	-	-	1 1/4	-0.7

## Tapping Tools



### RT1000 Tapping Tool

The Model RT1000 Mini Tapping Tool is ideal for branching pressurized water lines. With 1" tapping capacity and the ability to drill into most pipe materials, the lightweight compact and corrosion-resistant design of the RT1000 is the perfect tool for branching pressurized pipe when system shut down is out of the question.

- Compact and lightweight, the tool is great for tight quarters and awkward locations.
- Sturdy machined construction and corrosion-resistant materials combine to provide dependable lifelong operation.
- Independent cutter feed mechanism gives the operator full control of drilling to optimize cutter performance and service life.
- Taps steel, cast iron, ductile iron and plastic pipe.
- Coupon retaining bits give you the confidence that the coupon will not be dropped in the pipe, preventing medium contamination or possible damage of downstream equipment.

### Standard Equipment

- 83317 – 3/4" CTS Adapter.
- 83322 – 1" CTS Adapter.
- 76047 – Small Shaft Extension for 5/8" - 1 3/16" Hole Saws.
- 76037 – Small Arbor for 5/8" - 1 3/16" Hole Saws.
- 76027 – Coupon Retaining 1/4" Pilot.
- 76022 – 1 1/16" Ratchet Wrench.
- 31400 – Spud Wrench.
- 83307 – RT 1000 Tool Box.

### Specifications

- Tapping Capacity – 3/4" - 1".
- Mounting – Saddle, Welded Nipple, Weld-o-let®, Thread-o-let®.
- Activation – Hand Ratchet, Air Ratchet, Right angle Drill.
- Cutter Feed – Rotation of sleeve around an Acme threaded barrel.
- Pressure – Water, 150 psig @ 100°F.
- Steam, Air – 100 psig @ 370°F.

### Cutters

Catalog No.	Model No.	Diameter	Type
		in.	
52760	M16	5/8	Bi-Metal
52780	M22	7/8	Bi-Metal
76267	-	5/8	Steel Shell
76272	-	7/8	Steel Shell
76292	-	5/8	CI/DI Bit*
76297	-	7/8	CI/DI Bit*
76317	-	5/8	Plastic Shell
76322	-	7/8	Plastic Shell

\*CI/DI = Cast Iron/Ductile Iron

Catalog No.	Model No.	Description	Weight	
			lb.	kg
83567	RT1000	RT1000 Tapping Tool CTS Set	16.0	7.3
83302	RT1000	RT1000 Tapping Tool Only	6.0	2.9

Note: CTS = copper Tube Size. NPTM/NPTF = National Pipe Thread Male/Female

### Accessories

Catalog No.	Model No.	Description	Weight	
			lb.	kg
76022	-	1 1/16" Ratchet Wrench	2.0	0.4
83307	-	RT 1000 Tool Box	7.0	3.0
83317	-	3/4" CTS Adapter	0.3	0.2
83322	-	1" CTS Adapter	0.3	0.2
83327	-	3/4" Mueller® 110 Compression Adapter	0.5	0.2
83337	-	3/4" NPTM Adapter	0.3	0.2
83347	-	1" NPTM Adapter	0.3	0.2
83572	-	1" Mueller 110 Compression Adapter	0.5	0.2

# Tapping Tools



### Accessories

Catalog No.	Description
76022	1 <sup>1</sup> / <sub>16</sub> " Ratchet Wrench
76017	RT 3422 Tool Box

### Pilots

Catalog No.	Description
76027	Coupon Retaining 1/4" Pilot
76032	Coupon Retaining 3/8" Pilot

### Hole Saw Arbors

Catalog No.	Description
76037	Small Arbor for 5/8" - 1 <sup>3</sup> / <sub>16</sub> " Hole Saws
76042	Large Arbor for 1 <sup>5</sup> / <sub>16</sub> " - 1 <sup>3</sup> / <sub>4</sub> " Hole Saws

### Shaft Extensions

Catalog No.	Description
76047	Small Shaft Extension for 5/8" - 1 <sup>3</sup> / <sub>16</sub> " Hole Saws
76052	Large Shaft Extension for 1 <sup>5</sup> / <sub>16</sub> " - 1 <sup>3</sup> / <sub>4</sub> " Hole Saws

### Valve Adapters

Catalog No.	Description
76057	CTS 3/4" Female
76067	CTS 1" Female
76072	CTS 1 <sup>1</sup> / <sub>4</sub> " Female
76077	CTS 1 <sup>1</sup> / <sub>2</sub> " Female
76082	CTS 2" Female
76132	NPT 3/4" Male
76137	NPT 1" Male
76142	NPT 1 <sup>1</sup> / <sub>4</sub> " Male
76147	NPT 1 <sup>1</sup> / <sub>2</sub> " Male
76152	NPT 2" Male
83997	3/4" Mueller 110
84002	1" Mueller 110
84007	1 <sup>1</sup> / <sub>2</sub> " Mueller 110
84012	2" Mueller 110

NPT Sets available only with steel, male valve adapters

## RT3422 Tapping Tool

The Model RT3422 is designed for branching pressurized water, steam and natural gas mains. With up to 2" capacity, corrosion-proof design, ability to handle most types of material and lightweight, the Model RT3422 is the tool to meet your tapping needs.

- Easy to use. At only 21", this lightweight and compact tool is great for tight quarters and awkward locations.
- Heavy-Duty Design. Sturdy machined, corrosion-resistant materials for dependable lifelong benefits.
- Built-in bleed valve. Allows for easy purge of chips.
- Independent cutter feed gives the operator total independent control of the cutter feed rotation for optimal saw life.
- Taps a variety of materials. The RT3422 is capable of tapping into steel, cast iron, ductile iron and plastic pipe.
- Versatility. The RT3422 is capable of tapping mains of water up to 500 psig and steam, air, and natural gas up to 150 psig.
- Coupon retaining bits. Exclusive pilot bits give you the confidence that the coupon will not be dropped in the pipe, preventing medium contamination or possible damage of downstream equipment.

## Standard Equipment

The RT3422 sets include RT3422 tapping tool with bleed valve, shaft extensions, heavy-duty hole saw arbors, 1/4" and 3/8" coupon retaining pilot bits, ratchet wrench, (2) spud wrenches, and 5 valve adapters in a steel tool box. Cutters are available separately.

## Specifications

- Tapping Capacity – 3/4" - 2"
- Mounting – Saddle, Welded Nipple, Weld-o-let®, Thread-o-let®.
- Cutter Travel – 14"
- Activation – Hand Ratchet, Air Ratchet, Right Angle Drill.
- Cutter Feed – Rotation of sleeve around an Acme threaded barrel.
- Pressure – Water, 500 psig @ 100°F, Steam, Air and Natural Gas, 150 psig @ 370°F

Catalog No.	Model No.	Description	Weight	
			lb.	kg
75982	RT3422	Tapping Machine Only	16	7.30
75992	RT3422	3/4" - 2 NPT Set (Male)	53	2.90
91192	RT3422	3/4" - 2" CTS Set (Flared)	48	3.00

### Cutters

Catalog No.	Model No.	Diameter	Type
		in.	
52760	M16	5/8	Bi-Metal
52780	M22	7/8	Bi-Metal
52800	M29	1 <sup>1</sup> / <sub>8</sub>	Bi-Metal
52820	M35	1 <sup>3</sup> / <sub>8</sub>	Bi-Metal
52850	M44	1 <sup>3</sup> / <sub>4</sub>	Bi-Metal
76267	-	5/8	Steel Shell
76272	-	7/8	Steel Shell
76292	-	5/8	Cl/DI Bit
76297	-	7/8	Cl/DI Bit
76317	-	5/8	Plastic Shell
76322	-	7/8	Plastic Shell

### Cutters

Catalog No.	Model No.	Diameter	Type
		in.	
76292	-	1 <sup>1</sup> / <sub>8</sub>	Steel Shell
76297	-	1 <sup>3</sup> / <sub>8</sub>	Steel Shell
76302	M29	1 <sup>1</sup> / <sub>8</sub>	Cl/DI Shell
76307	M35	1 <sup>3</sup> / <sub>8</sub>	Cl/DI Shell
76312	M44	1 <sup>3</sup> / <sub>4</sub>	Cl/DI Shell
76317	-	5/8	Plastic Shell
76322	-	7/8	Plastic Shell
76327	-	1 <sup>1</sup> / <sub>8</sub>	Plastic Shell
76332	-	1 <sup>3</sup> / <sub>8</sub>	Plastic Shell
76337	-	1 <sup>3</sup> / <sub>4</sub>	Plastic Shell

Note: Cutter diameter is 1/8" - 1/4" smaller than the diameter of the hole being cut.





# GENERAL PURPOSE HAND TOOLS

## General Purpose Hand Tools

- Wide selection of accessory tools & equipment.
- Proven durable designs.




Type	No. of Models	Page
Bench Vises	5	7.2 - 7.3
Anvils	3	7.3
Levels	6	7.4
Hammers	10	7.5
Saws	2	7.6
Saw Blades	4	7.6
Tool Box	1	7.7
Folding Rulers	4	7.7
Tape Measures	2	7.8
Multi-Purpose Screwdriver	1	7.8
Pliers	5	7.9
Snips	5	7.9
Shovels	7	7.10
Screw Extractors	12	7.11-7.12
Replacement Drill Guides	10	7.12
Twist Drills	9	7.12

# GENERAL PURPOSE HAND TOOLS

## Vises



*Infinitely adjustable swivel base allows vise to lock securely in any position*



*Large capacity pipe jaws for secure clamping*



*Generously sized jaws provide greater clamping surface*

### F-Series Vises

- The F-Series vises are constructed of 75,000 psi tensile strength forged steel. These sleek, rugged vises out perform their bulky cast-iron competition. RIDGID® F-Series vises feature a patented parallel jaw alignment system. This exclusive feature gives the F-Series precise clamping action, as well as longer service life.
- Model F-Series vises feature a parallel jaw alignment system. This exclusive feature gives the F-Series precise clamping action, as well as longer service life.
- All-steel, drop-forged construction.
- Rolled double lead Acme screw.
- Steel handle with rubber anti-pinch rings.
- Increased work areas.
- Standard fixed pipe jaws.
- Large, hardened anvil.
- Surface hardened slides for smooth, precise operation.
- Forged steel swivel base with dual draw-down bolts.
- RIDGID Lifetime Warranty.

Catalog No.	Model No.	Description	Weight	
			lb.	kg
66987	F-45	4 1/2" Forged Vise	26	11.90
66992	F-50	5" Forged Vise	48	21.60
66997	F-60	6" Forged Vise	63	28.60

### Accessories

Catalog No.	Model No.	Description	Weight	
			lb.	kg
69907	F-45	Swivel Base Assembly	3	1.40
69912	F-50 & F-60	Swivel Base Assembly	6	2.80

## Vises



### XF45 and XF50 Quick Acting Vises

The RIDGID® XF45 and XF50 combines the strength and durability of forged steel, with the time and effort savings of a Quick Action Trigger. These vises are the only forged steel bench vises on the market with this Quick Action. Traditional bench vises rely solely on hand cranks to tighten and loosen the jaws. By just flipping the Quick Action Trigger, the jaws can easily slide into the desired position. This trigger significantly reduces the amount of time and effort when working with this vise.

- Quick Action Trigger – allows you to effortlessly slide jaws in and out to easily adjust for different sized objects.
- Forged steel construction – offers superior durability and strength.
- Patented Jaw Alignment System – provides precise clamping and longer service life.
- Large capacity forged pipe jaws – clamps pipe and rod securely.
- 360 degree forged steel swivel base – allows for an infinite amount of adjustability.
- Oversized, hardened jaws and anvil – provide greater clamping and working surfaces.
- Steel handle with anti-pinch – rings offers increased strength and eliminates pinches.

Catalog No.	Model No.	Description	Weight	
			lb.	kg
26648	XF-45	4 1/2" Quick Acting Forged Vise	26	11.7
27848	XF-50	5" Quick Acting Forged Vise	48	21.6

## Anvils



### Forged Anvils

The RIDGID Peddinghaus anvil has long stood for quality and craftsmanship. Peddinghaus anvils are drop-forged and produced entirely from high grade steel for maximum durability. The top face is ground and induction hardened to provide a lively surface to work on. Model #12 comes equipped with a pritchel hole to support the use of various tools. Model #12 also features an upsetting block.

Drop forged steel construction. Ground and hardened top surface.

- Available in weights from 35 kg to 125 kg.
- Models 9 and 12 have tool locating holes.

Catalog No.	Model No.	Width of Face		Length of Face		Length of Horns		Total Length		Total Height		Base	Weight		Std. Pack
		in.	mm	in.	mm	in.	mm	in.	mm	in.	mm		lb.	kg	
69622	5	3.75	95	8.10	205	5.30	135	18.75	476	7.87	200	6.67 x 7.67	77	35	1
69632	9	4.92	125	10.43	265	7.28	185	25.00	635	10.43	265	9.25 x 10.62	165	75	1
69642	12	5.11	130	11.81	300	8.26	210	28.35	720	12.20	310	10.62 x 13.58	275	125	1

# GENERAL PURPOSE HAND TOOLS

## Levels



### Nightshade Torpedo Level

- Light and compact; ideal for general use and work in tight places.
- Cast Aluminum profile.
- Glow in the dark vial frames for dark areas.
- Tubular vials, 180° - 45° - 90°.
- Three strong rare earth magnets.
- V-grooved edge to balance level on pipe.
- Large top-read level vial.
- Accuracy: 1,0mm/m.

Catalog No.	Model No.	Description	Length		Body		Weight		Std. Pack
			in.	mm	in.	mm	lb.	kg	
20233	395	Night Shade 9" Torpedo Level	9	229	1 x 1	16 x 32	1/3	0.15	1

### Aluminum Level

- Top-reading, extruded aluminum level.
- Milled top for exacting precision.
- Full-length magnetic base no. 724.



Catalog No.	Model No.	Description	Weight		Std. Pack
			lb.	kg	
87107	724	24" Top-Read Magnetic Aluminum Level	1 1/8	0.60	1

### Machined Aluminum Level

The NEW RIDGID® professional levels are designed and built to last the toughest job conditions. Heavy duty structures are machined from a solid block of aluminum. These levels provide accuracy, stability and provide the trade professional the ability to read 1/8" – 1/2" slope per foot.

#### Torpedo Levels

- Heavy duty with machined billet aluminum body. A rugged design that withstands tough conditions.
- All terrain, water proof and shockproof.
- Easy-to-read, oversized vials provide view from all angles.
- Easy-to-use, includes rare earth magnets to provide stability at any angle.

#### Laser Level

- Five-vial laser level is 3-dimensionally aligned for accuracy in all planes.
- Laser diode lasts for 10,000 hours, operates on standard AAA batteries.
- Features extra-strength rare earth magnets, ideal for use on metal piping.

#### U-Shape, V-Groove Level

- U-Shape, V-Groove levels provide the best option for magnetic conduit bending and welding work.
- Designed with 16 rare earth magnets to provide maximum stability.
- Built for more readings than any level of its size: 0, 22, 30, 45, 60 and 90 degrees.



Catalog No.	Model No.	Description	Length	Weight		Std. Pack
			in.	lb.	kg	
36243	400 UM	4 Vial Torpedo Level	5 5/8	0.23	0.10	1
36248	500 UM	5 Vial Torpedo Level	8 1/2	0.37	0.17	1
36253	800 LMI	5 Vial Laser Level	8 1/2	0.76	0.35	1
36258	F-10	U-Shape Level with V-Groove	2 1/2	0.26	0.12	1

# Hammers



Curved Claw Hammer



Ball Pein Hammer



Hand Drilling Hammer



Ripping Claw Hammer



Short Handle Sledge Hammer

## Hammers

RIDGID® hammers feature high-quality steel heads. Individual sections are tempered steel for strength, hardness and resiliency. Wood handles are select grain burnished hickory. Claw hammers feature impact-resistant fiberglass handles with no-slip cushion grip.

Catalog No.	Model No.	Description	Overall Length		Weight		Std. Pack
			in.	mm	lb.	kg	
52475	116	16 oz. Curved Claw Hammer	13 <sup>1</sup> / <sub>4</sub>	337	1 <sup>1</sup> / <sub>2</sub>	0.7	4
52480	120	20 oz. Curved Claw Hammer	13 <sup>1</sup> / <sub>4</sub>	337	1 <sup>3</sup> / <sub>4</sub>	0.8	4
52485	216	16 oz. Ripping Claw Hammer	13 <sup>1</sup> / <sub>4</sub>	337	1 <sup>1</sup> / <sub>2</sub>	0.7	4
52490	220	20 oz. Ripping Claw Hammer	13 <sup>1</sup> / <sub>4</sub>	337	1 <sup>3</sup> / <sub>4</sub>	0.8	4
52450	12	12 oz. Ball Pein Hammer	13	330	1 <sup>1</sup> / <sub>8</sub>	0.6	6
52455	16	16 oz. Ball Pein Hammer	14	356	1 <sup>1</sup> / <sub>2</sub>	0.7	6
52465	24	24 oz. Ball Pein Hammer	15 <sup>1</sup> / <sub>2</sub>	394	2 <sup>1</sup> / <sub>8</sub>	1.0	6
52470	32	32 oz. Ball Pein Hammer	16	406	2 <sup>3</sup> / <sub>4</sub>	1.3	6
52495	250	2 1/2 lb. Short Handled Sledge	15 <sup>1</sup> / <sub>2</sub>	394	3 <sup>1</sup> / <sub>4</sub>	1.5	4
52505	303	3 lb. Hand Drilling Hammer	10	254	3 <sup>1</sup> / <sub>2</sub>	1.6	4

# GENERAL PURPOSE HAND TOOLS

## Saws



### Model 212 Pro Arc Saw

- Designed to offer superior strength and maximum control in a lightweight professional hack saw.
- Large tensioning knob for fast blade replacement.
- Rubberized handgrips for maximal comfort.
- Two mounting positions for the blade (45° or 90° cut angles).

Catalog No.	Model No.	Description	Blade Length		Weight		Std. Pack
			in.	mm	lb.	kg	
20238	212	Pro Arc Aluminum Hack Saw (includes 12" blade)	12	300	1 <sup>3</sup> / <sub>10</sub>	0.60	1



### Model 1205 PVC/ABS Saw

Designed for cutting plastic pipe, plywood and veneers. Has an aluminum handle and 18" blade with replacements available.

Designed for fast and accurate plastic pipe cutting.

Catalog No.	Model No.	Description	Blade Length		Weight		Std. Pack
			in.	mm	lb.	kg	
50522	1205	18" PVC/ABS Pipe	18	455	4/5	0.4	1
50532	1205-2	18" Replacement Blade f/ 1205	18	455	3/5	0.3	1

18" Blade standard with Model 1205-2



### Bi-Metal Hack Saw Blades

Bi-Metal Blades have high-speed teeth electron-beam-welded to tough, yet flexible die steel backing to produce the best possible performance in a premium quality blade. Available in 18 TPI – 24 TPI and 300 mm length.

Catalog No.	Model No.	Description	Length		Teeth Per Inch	Weight		Std. Pack
			in.	mm		lb.	kg	
93785	1218-BM	Heavy Duty Applications > 3 mm	12	-	18	1/2	0.20	1
93790	1224-BM	General Purpose Applications	12	-	24	1/2	0.20	1
56847	1218-BM	Heavy Duty Applications > 3 mm	12	300	18	3 <sup>3</sup> / <sub>10</sub>	1.50	1
56852	1224-BM	General Purpose Applications	12	300	24	3 <sup>3</sup> / <sub>10</sub>	1.50	1



## Tool Boxes




### No. 606 Standard Shape with Tray


- Padlock provision on catch. Heavy-duty tray with handle.
- Heavy-duty tool boxes for tradesmen's use. Made of 18-gauge, cold-rolled prime steel. Two heavy-duty plated trunk-type catches. Plated top handle. Electrically welded construction. Continuous piano hinge. Durable baked red enamel finish, electrostatically sprayed.

Catalog No.	Model No.	Description	Length		Width		Height		Weight		Std. Pack
			in.	mm	in.	mm	in.	mm	lb.	kg	
33085	606	Standard Shape w/Tray	20	508	8 1/2	216	9 1/2	241	19 1/2	8.8	1

## Folding Rules




*Model 1620  
Fiberglass 6' Extension Rule  
with 6" Extension Slide*



*Model 1619  
Fiberglass 6' Outside  
Flat Reading Rule*



*Model 1619F  
Fiberglass 6' Inside  
Flat Reading Rule*



*Model 1602  
2m, 78 3/4" Rule. Inside Flat  
Reading Scale in millimeters.  
Outside Scale in inches*

### Fiberglass Folding Rules

Precision made of flexible heavy-duty fiberglass with embedded, easy-to-read boldface figures and graduations with red 16" stud marks and positive locking joints. Model 1602 is graduated on one side in millimeters with red markings every 10 cm. Reverse side reads in inches.

Catalog No.	Model No.	Description	Width		Length		Weight		Std. Pack
			in.	mm	ft.	m	oz.	g	
73365	1619	6' Outside Reading	5/8	16	6	1.8	7	198	6
73370	1619F	6' Inside Flat Reading	5/8	16	6	1.8	7	198	6
73360	1620	6' Extension Rule	5/8	16	6	1.8	7	198	6
81280	1602	2m Metric Rule	5/8	16	7	2.0	7	198	6

# GENERAL PURPOSE HAND TOOLS

## Tape Measures



### Tape Measures

RIDGID Heavy Duty tape measures feature an innovative design incorporating a heavy duty rubber bumper and stainless plate cover for superior durability to withstand even the toughest jobsite conditions.

- Built-in shock bumper reducing impact when rewinding.
- Double-sided full steel hook. The slotted feature allows you to hook onto a nail.
- Stainless steel case with full surround anti-slip rubber offers more durability and comfort while easily resisting impacts.
- Heavy-duty, 2-sided nylon-coated blade, resists abrasion and breakage.
- Superior blade-to-hook strength.
- Wide blades featuring large numbers for easier reading.
- Durable stainless steel belt clip.
- Tape Measures with Rubber Grip & Stainless Bodies Tape – Available in 16' and 25' lengths.
- Extra wide 1<sup>1</sup>/<sub>16</sub>" heavy duty, 2-sided nylon coated blade, resists abrasion and breakage.
- Anti-slip rubber surround with stainless clad case, grips in the toughest conditions.

Catalog No.	Model No.	Description	Blade Width		Weight		Std. Pack
			in.	lb.	kg		
20213	616	16' Tape	1 <sup>1</sup> / <sub>16</sub>	<sup>3</sup> / <sub>4</sub>	0.32	1	
20218	625	25' Tape	1 <sup>1</sup> / <sub>16</sub>	1	0.45	1	

## Screwdrivers



### Multi-Purpose 6-in-1 Screwdriver

- Includes:.
- #1 & #2 Phillips® Tip.
- <sup>3</sup>/<sub>16</sub>" & <sup>1</sup>/<sub>4</sub>" Flat Tip.
- <sup>5</sup>/<sub>16</sub>" & <sup>1</sup>/<sub>4</sub>" Nut Drivers in the Shaft.
- Contoured cushioned grip for increased grip and torque.
- Ball/spring retention shaft with positive snap-fit locking handle.
- Full RIDGID Lifetime Warranty.

Catalog No.	Model No.	Description	Length		Weight		Std. Pack
			in.	mm	lb.	kg	
16573	1974	6-in-1 Screwdriver	8	203	<sup>1</sup> / <sub>4</sub>	0.11	12

## Pliers




### Pliers

- Professional quality tools, precision crafted for ultimate balance, high strength and exacting performance.
- Forged and heat-treated for extended life and durability.
- Slip Joint and Tongue and Groove pliers feature a flush rivet design which provides a stronger tool and allows access to tighter areas.
- Cushioned grips are designed for comfort only. They are NOT intended as insulation against electric shock.

Catalog No.	Model No.	Description	Length		Weight		Std. Pack
			in.	mm	lb.	kg	
62347	707	7 1/2" Tongue & Groove Pliers	7 1/2	190	3/4	0.34	2
62352	709	9 1/2" Tongue & Groove Pliers	9 1/2	241	1	0.45	2
16473	713	Tongue & Groove Pliers	13	330	1 1/2	0.88	2
62362	716	16" Tongue & Groove Pliers	16	406	2 3/4	1.24	1
80475	734	Water Pump Pliers	-	-	9/10	-	6

## Snips




Model 788  
Aviation Snips (cuts straight)



Model 787  
Aviation Snips (cuts left)



Model 786  
Aviation Snips (cuts right)



Model 797  
Offset Snips (cuts left)



Model 796  
Offset Snips (cuts right)

### Snips

- All RIDGID Snips feature forged, heat-treated blades for increased quality and performance.
- Aviation Snips and Offset Snips.
- Ideal for cutting 18-gauge or lighter cold-rolled sheet steel. Compound action results in maximum jaw power with minimum effort. Aviation snips threaded jaw bolt allows the blades to be realigned after prolonged use.
- Metal Cutting Snips.
- Excellent for cutting sheet metal, screening, wire, leather, cloth, gasket material, rubber, linoleum, roofing material, plastics, etc. Handles designed for right-or-left hand use.

Catalog No.	Model No.	Description	Length		Cut		Weight		Std. Pack
			in.	mm	in.	mm	lb.	kg	
54115	786	Snip - Cuts Right	10 1/2	267	1 3/8	35	1	0.50	6
54120	787	Snip - Cuts Left	10 1/2	267	1 3/8	35	1	0.50	6
54125	788	Snip - Cuts Straight	10 1/2	267	1 1/2	38	1	0.50	6
16202	796	Offset Snip - Cuts Right	10 1/2	267	1 1/2	38	1	0.50	6
16207	797	Offset Snip - Cuts Left	10 1/2	267	1 1/2	38	1	0.50	6

# GENERAL PURPOSE HAND TOOLS

## Shovels



Models 170/No. 170FG

Model 172

Model 176

Models 171/No. 171FG

Model 173

### Shovels

Shovel blades and shanks are one-piece, rust-proof 14-gauge steel, taper-formed and then heat treated. Round blades have a slip-resistant, turned step. Burnished, lacquered ash handles are double-riveted to blade socket.

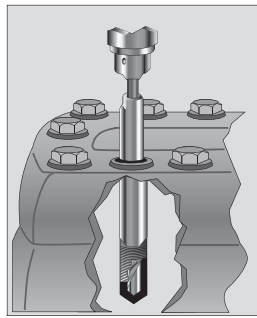
Catalog No.	Model No.	Description	Handle Length		Blade Size		Weight		Replac. Handle (6 per pack) Catalog No.	Replac. Handle (6 per pack) Model No.	Std. Pack
			in.	mm	in.	mm	lb.	kg			
52300	170	Long Handle, Round Point	47	1,194	8 <sup>5</sup> / <sub>8</sub> x 11 <sup>1</sup> / <sub>2</sub>	219 x 292	3 <sup>4</sup> / <sub>5</sub>	1.70	34883	191	6
50482	170FG	Fiberglass Round Point	48	1,200	8 <sup>5</sup> / <sub>8</sub> x 11 <sup>1</sup> / <sub>2</sub>	219 x 292	4 <sup>7</sup> / <sub>10</sub>	2.10	-	-	-
52305	171	Long Handle, Square Point	47	1,194	9 <sup>3</sup> / <sub>4</sub> x 12	248 x 305	4 <sup>1</sup> / <sub>2</sub>	2.00	34883	191	6
50487	171FG	Fiberglass Square Point	48	1,200	9 <sup>3</sup> / <sub>4</sub> x 12	248 x 305	5	2.30	-	-	-
52310	172	D Handle, Round Point	27	686	8 <sup>5</sup> / <sub>8</sub> x 11 <sup>1</sup> / <sub>2</sub>	219 x 292	4	1.80	-	-	6
52315	173	D Handle, Square Point	27	686	9 <sup>3</sup> / <sub>4</sub> x 12	248 x 305	4 <sup>1</sup> / <sub>2</sub>	2.00	-	-	6
88680	176	D Handle, Steel Scoop	27	686	9 <sup>3</sup> / <sub>4</sub> x 16	248 x 406	5 <sup>1</sup> / <sub>2</sub>	2.50	-	-	-

# Screw Extractors

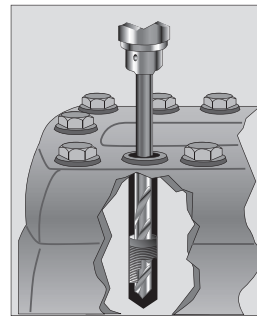


Catalog No.	Model No.	Screw Diameter		Use Drill		Flute Diameter		Length Overall		Weight		Max. Depth		Std. Pack
		in.	mm	in.	mm	in.	mm	in.	mm	oz.	g	in.	mm	
35535	1	-	-	1/8	3	0.139	3.5	2 <sup>5</sup> / <sub>16</sub>	59	1/2	14	1	25	6
35540	2	-	-	3/16	5	0.205	5.2	2 <sup>3</sup> / <sub>4</sub>	70	1	28	1	25	6
35545	3	-	-	1/4	6	0.272	6.9	3 <sup>1</sup> / <sub>16</sub>	78	1 <sup>1</sup> / <sub>4</sub>	35	1	25	6
35550	4	-	-	5/16	8	0.338	8.6	3 <sup>5</sup> / <sub>16</sub>	84	1 <sup>3</sup> / <sub>4</sub>	50	1	25	6
35555	5	-	-	11/32	9	0.374	9.5	3 <sup>3</sup> / <sub>4</sub>	95	2 <sup>1</sup> / <sub>4</sub>	64	1	25	6
35560	6	-	-	7/16	11	0.471	12.0	4 <sup>1</sup> / <sub>8</sub>	105	3	85	2	51	6
35565	7	-	-	1/2	13	0.538	13.7	4 <sup>1</sup> / <sub>2</sub>	114	4	113	2	51	6
35570	8	-	-	5/8	16	0.665	16.9	4 <sup>3</sup> / <sub>4</sub>	121	6 <sup>1</sup> / <sub>2</sub>	184	3	76	6

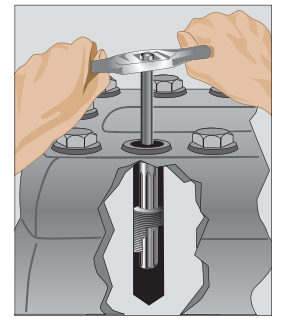
Catalog No.	Description	Weight		Std. Pack
		oz.	g	
35575	Includes Nos. 3,4 and 5	8	227	1
35580	Includes Nos. 1,2,3,4 and 5	8	227	1



**FIRST** – Drill a small hole clear through the broken end using a snug fitting RIDGID Drill Guide for precision centering. This centering hole is for the larger drill to follow.



**SECOND** – Remove Drill Guide. Drill out the small center hole to larger diameter for receiving the "longrip" Extractor.



**THIRD** – Drive the "longrip" Extractor into the thin hollow shell and turn it out.



## Model 10 Screw Extractor Set

Model 10 set contains 20 precision tools – one each of Extractor Models 1 to 5 inclusive with turnuts, drill Models 1 to 5 inclusive, and drill guides Models 921 to 1821 inclusive. Pre-formed plastic box provides convenient storage.

Catalog No.	Model No.	Description	Capacity		Weight		Std. Pack
			in.	mm	lb.	kg	
35585	10	Screw Extractor Set	1/4 - 1/2	6 - 13	1 <sup>1</sup> / <sub>4</sub>	0.60	1

### Accessories

Catalog No.	Model No.	Description	Capacity		Weight		Std. Pack
			in.	mm	lb.	kg	
35695	10	Box Only	1/4 - 1/2	6 - 13	1 <sup>1</sup> / <sub>4</sub>	0.60	1

<sup>1</sup>Soft steel and nonferrous metals, bolts, screws, rivets, wire. <sup>2</sup>Iron and steel. <sup>3</sup>Stainless steel, spring wire, heat-treated rod, reinforcing rod.



# GENERAL PURPOSE HAND TOOLS

## Screw Extractors



### Model 25 Screw and Pipe Extractor Set


Model 25 set contains one each of screw extractors Models 1 to 8 inclusive (Models 1 to 5 Extractors with turnuts); Drill Models 1 to 8 inclusive, and one Model 36; and complete set of drill guides and bushings. Maximum depth extractor range 1" to 3". Pipe extractors Models 80 to 85 also included. These precision tools are packed in a fitted compartment box.

Catalog No.	Model No.	Description	Capacity		Weight	
			in.	mm	lb.	kg
35590	25	Screw and Pipe Extractor Set	1/4 - 1	6 - 25	9 1/4	4.20

#### Accessories

Catalog No.	Model No.	Description	Capacity		Weight	
			in.	mm	lb.	kg
35700	25	Box Only	-	-	1	-

## Replacement Drill Guides



Catalog No.	Model No.	Diameter O.D.		Overall Length		Use Drill		Weight		Std. Pack
		in.	mm	in.	mm	in.	mm	oz.	g	
35765	921	9/32	7.1	1 3/16	30	1/8	3	1/4	7	1
35770	1021	5/16	7.9	1 3/16	30	1/8	3	1/2	14	1
35775	1121	11/32	8.7	1 3/16	30	1/8	3	1/2	14	1
35780	1221	3/8	9.5	1 3/16	30	1/8	3	1/2	14	1
35785	1321	13/32	10.0	1 3/16	30	3/16	3	1/2	14	1
35790	1421	7/16	11.1	1 3/16	30	3/16	3	3/4	21	1
35795	1521	15/32	11.9	1 3/16	30	3/16	3	3/4	21	1
35800	1621	1/2	12.7	1 3/16	30	3/16	3	1	28	1
35805	1721	17/32	13.5	1 3/16	30	1/4	6	1	28	1
35810	1821	9/16	14.3	1 3/16	30	1/4	6	1	28	1

## Twist Drills



Catalog No.	Model No.	Diameter		Overall Length		Weight		Std. Pack
		in.	mm	in.	mm	lb.	kg	
35720	1	1/8	3	2 1/2	63	1/64	0	1
35725	2	3/16	5	3	73	1/32	0	1
35730	3	1/4	6	3 1/2	89	3/64	0	1
35735	4	5/16	8	4	102	5/64	0	1
35740	5	11/32	9	4 1/2	114	3/32	0	1
35745	6	7/16	11	4 3/4	121	5/32	0	1
35750	7	1/2	13	5	127	3 1/2	99	1
35755	8	5/8	16	5 1/2	139	11/32	0	1
35760	36	1/4	6	6	152	3/32	0	1



## Bending & Forming

- Wide selection for specific bending and forming needs.
- Quality you can trust.



Type	No. of Sizes	Capacity		Page
		in.	mm	
<b>Lever Benders</b>				
300 Series Plumbing	8	5/8 - 3/4	10 - 18	8.2
400 Series Instrument	9	3/16 - 1/2	6 - 12	8.2
Tri-Bender	1	1/4 - 3/8	—	8.3
600 Series Heavy-Duty	9	3/16 - 1/2	6 - 12	8.3
<b>Ratchet Benders</b>				
	3	5/8 - 7/8	16 - 22	8.3
<b>Spring-Type Benders</b>				
	8	1/4 - 7/8	6 - 22	8.4
<b>Tube Expanders</b>				
	15	3/8 - 1 3/4	—	8.5
<b>Swaging Tools</b>				
	5	1/4 - 5/8	6 - 16	8.5
<b>Flaring Tools</b>				
Ratcheting	3	1/8 - 3/4	4 - 18	8.5
Manual	10	1/8 - 1/2	6 - 12	8.6
Heavy Duty	3	3/8 - 1	—	8.6
Hammer-Type	8	3/8 - 2	9 - 50	8.7
<b>Hydraulic Bender &amp; Accessories</b>				
	2	3/8 - 3	—	8.7-8.8

# BENDING & FORMING

## Lever Benders



### 300 Series Plumbing Benders

- Designed to bend K and L soft copper tubing to a maximum of 180°.
- Offset cushion grip handles and a 90° start angle, together with a specially engineered plastic shoe, combine to ease bending effort.

Catalog No.	Model No.	Description	Tube Size Capacity (actual O.D.)	Bend Radius	Weight	
			in.	in.	lb.	kg
36962	310/316M*	Lever Bender	5/8	2 1/4	6 1/2	2.86
36972	312	Lever Bender	3/4	2 7/8	7	3.13

\*This product is dual-purpose, being both inch and metric.

### Metric

Catalog No.	Model No.	Description	Tube Size Capacity (actual O.D.)	Bend Radius	Weight	
			mm	mm	lb.	kg
36942	310M	Lever Bender	10	42	4	1.81
36947	312M	Lever Bender	12	42	4	1.81
36952	314M	Lever Bender	14	56	6 1/2	2.86
36957	315M	Lever Bender	15	56	6 1/2	2.86
36962	310/316M*	Lever Bender	16	56	6 1/2	2.86
36967	318M	Lever Bender	18	72	7	3.13

\*This product is dual-purpose, being both inch and metric.

### 400 Series Instrument Benders

- Designed for bending annealed copper, steel and stainless with a wall thickness less than or equal to 0.06" (1.5 mm) to a maximum of 180°.
- Offset cushion grip handles for comfort when forming 180° bends. A 90° start angle and unique oil-absorbing shoe minimize bending effort while forming accurate bends.



### Imperial

Catalog No.	Model No.	Description	Tube Size Capacity (actual O.D.)	Bend Radius	Weight	
			in.	in.	lb.	kg
36117	403	Lever Bender	3/16	5/8	1 1/2	0.86
36122	404	Lever Bender	1/4	5/8	1 1/2	0.86
36092	405/408M*	Lever Bender	5/16	15/16	2 3/4	1.18
36097	406	Lever Bender	3/8	15/16	2 3/4	1.18
36132	408	Lever Bender	1/2	1 1/2	5 1/2	2.45

\*This product is dual-purpose, being both inch and metric.

### Metric

Catalog No.	Model No.	Description	Tube Size Capacity (actual O.D.)	Bend Radius	Weight	
			mm	mm	lb.	kg
36112	406M	Lever Bender	6	16	1 1/2	0.68
36092	405/408M*	Lever Bender	8	24	2 3/4	1.18
36102	410M	Lever Bender	10	24	2 3/4	1.18
36127	412M	Lever Bender	12	38	5 1/2	2.45

\*This product is dual-purpose, being both inch and metric.

## Lever Benders



### Model 456 Tri-Bender

- Designed to easily bend three different sizes of soft copper tubing with the same tool. Ideal for plumbing and HVAC applications.
- A 90° start angle minimizes effort required to form a bend. Handy reference marks indicate the angle for quick bends through 90°.

Catalog No.	Model No.	Description	Capacity	Bend Radius	Weight	
			in.	in.	lb.	kg
44852	456	Tri-Bender	1/4, 5/16, 3/8	1.01, 0.98, 0.95	1 1/10	0.48

### 600 Series Heavy-Duty Instrument Benders

- The 'stainless steel' specialist!
- High quality bending performance on stainless steel, and other hard tubing such as steel and titanium.
- Two stage design allows for in-place bending from 90° to 180° without ever crossing handles. Lock/unlock with a half turn rotation of the bending handle.
- Extra long 16" (40 cm) handles increase leverage and roll dies in the bending form reduce force needed.
- Vise clamp built into bending form for extra stability.



#### Imperial

Catalog No.	Model No.	Description	Tube Size Capacity (actual O.D.)	Bend Radius	Weight	
			in.	in.	lb.	kg
38028	603	Heavy-Duty Instrument Bender	3/16	5/8	1 3/4	0.78
38033	604	Heavy-Duty Instrument Bender	1/4	5/8	1 3/4	0.76
38038	605/608M*	Heavy-Duty Instrument Bender	5/16	15/16	4	1.84
38043	606	Heavy-Duty Instrument Bender	3/8	15/16	4	1.84
38048	608	Heavy-Duty Instrument Bender	1/2	1 1/2	6	2.76

\*\*This product is dual-purpose, being both inch and metric.

#### Metric

Catalog No.	Model No.	Description	Tube Size Capacity (actual O.D.)	Bend Radius	Weight	
			mm	mm	lb.	kg
38053	606M	Heavy-Duty Instrument Bender	6	16	1 3/4	0.76
38038	605/608M*	Heavy-Duty Instrument Bender	8	24	4	1.84
38058	610M	Heavy-Duty Instrument Bender	10	24	4	1.84
38063	612M	Heavy-Duty Instrument Bender	12	38	6	2.76

\*\*This product is dual-purpose, being both inch and metric.

## Ratchet Benders



### Geared Ratchet Tube Benders

- High geared mechanical ratios, bend heavy-wall steel tube (up to 1/8" wall thickness), stainless steel tube (up to 3/32" wall thickness) and hard copper water tube (types K and L).
- Benders produce uniform bends up to 180°, with no need to anneal tubing or use special temper grade tubing.
- Reduce bending effort to a minimum.

Catalog No.	Model No.	Radius Bend at Center of Tube		Tube O.D.		Weight	
		in.	mm	in.	mm	lb.	kg
35170	358	3	76	5/8	16	7 1/2	3.25
35175	368	3 3/4	95	3/4	19	13 1/2	6.25
35180	378	3 3/4	95	7/8	22	13 1/2	6.25

# Spring-Type Tube Benders



## Spring-Type Tube Benders

- Fast, free-form bending of soft copper and aluminum tube.

Catalog No.	Model No.	Description	Length		Tube Size Capacity (actual O.D.)		Weight	
			in.	mm	in.	mm	lb.	kg
35245	D-1375	Pack of 6 Spring-Type Benders	10	250	1/4	6	3/8	0.2
35250	D-1376	Pack of 6 Spring-Type Benders	10	250	5/16	8	1	0.5
35255	D-1377	Pack of 6 Spring-Type Benders	10	250	3/8	9	1	0.5
35260	D-1378	Pack of 6 Spring-Type Benders	12	300	7/16	11	1 5/8	0.8
35265	D-1379	Pack of 6 Spring-Type Benders	12	300	1/2	12	2 5/8	1.2
35270	D-1380	Pack of 6 Spring-Type Benders	12	300	5/8	16	3 1/4	1.5
35275	D-1381	Pack of 6 Spring-Type Benders	12	300	3/4	19	3 3/4	1.7
35280	D-1382	Pack of 6 Spring-Type Benders	12	300	7/8	22	4 1/8	1.9

## Spring-Type Bender Sets

Catalog No.	Model No.	Description	Weight	
			lb.	kg
35285	E-5732	Set of 6, 1/4"-5/8" (6 mm - 16 mm)	1 3/4	0.8
35290	E-5734	Set of 8, 1/4"-7/8" (6 mm - 22 mm)	3	1.4

# Tube Expanders



## Model S Tube Expander

- This single-stage expander is designed to expand tubing for fast, accurate joints in soft copper, aluminum, and soft steel tube without using fittings. The mechanism is free-floating and self-centering.

Catalog No.	Model No.	Description	Tube Size Capacity (actual O.D.)	Nominal Tube Capacity	Weight	
			in.	in.	lb.	kg
30032	7	Kit with 1/2", 5/8", 7/8" Heads and Case	-	-	6	2.7
34152	8	Kit with 3/8", 1/2", 3/4", 1" Heads and Case	-	-	6 1/2	0.0
15071	S	Expander Handle	-	-	1 1/2	0.7
10251	-	Expander Head	3/8	1/4	1/2	0.3
10261	-	Expander Head	1/2	3/8	1/2	0.3
10271	-	Expander Head	5/8	1/2	1/2	0.3
10281	-	Expander Head	3/4	5/8	1/2	0.3
10291	-	Expander Head	7/8	3/4	1/2	0.3
10301	-	Expander Head	1	-	1/2	0.3
10311	-	Expander Head	1 1/8	1	1/2	0.3
10321	-	Expander Head	1 1/4	-	1/2	0.3
51206	-	Expander Head	1 3/8	-	1/2	0.3
10341	-	Expander Head	1 1/2	-	1/2	0.3
10351	-	Expander Head	1 5/8	1 1/2	1/2	0.3
10361	-	Expander Head	1 3/4	-	1/2	0.3
58747	-	Replacement Case	-	-	3	1.4

Note: Kit Head sizes are given by Tube O.D.

# Swaging Tools



## Swaging Tools

- RIDGID® Swaging Tools are quality-made and zinc-plated for accuracy and durability.
- Set of four tools is packaged in handy vinyl pouch.
- Designed for copper, aluminum or brass tubing.

Catalog No.	Model No.	Description	Tube Size Capacity (actual O.D.)		Weight	
			in.	mm	oz.	g
52420	570	Kit-4 Tools	-	-	16	454
52425	562	Swaging Tool	1/4	6	2	57
52430	563	Swaging Tool	3/8	10	4	113
52435	564	Swaging Tool	1/2	12	5	142
52440	565	Swaging Tool	5/8	16	8	227

# Flaring Tools



## Precision Ratcheting Flare Tools

- Flares steel, stainless steel, hard copper and brass tubing through a wall thickness of 0.035" (0.9 mm).
- Easy to use – Ratcheting handle reduces effort required especially in confined areas.
- Quick set-up – Improves productivity.
- Durable – Eccentrically mounting, hardened steel flaring cone.
- Smooth Flares – Handle clutch releases when flare is complete to iron and smooth flare.
- Versatile – Produces 45 degree flare in sizes from 1/8" - 3/4".

### Model 445R

Catalog No.	Model No.	Type	Sizes (in.)	Weight	
				lb.	kg
42153	445R	45 degree SAE Flares	1/4, 3/8, 1/2, 5/8, 3/4	3 <sup>3</sup> / <sub>10</sub>	1.5

### Model 458R Extended

Catalog No.	Model No.	Type	Sizes (in.)	Weight	
				lb.	kg
83037	458R	45 degree SAE Flares	1/8, 3/16, 1/4, 5/16, 3/8, 1/2, 5/8, 3/4	3 <sup>9</sup> / <sub>10</sub>	1.77

### 456R, DESIGNED FOR 410A REFRIGERANT

Catalog No.	Model No.	Type	Sizes (in.)	Weight	
				lb.	kg
70677	456R	45 degree R410A Flares	1/4, 5/16, 3/8, 1/2, 5/8, 3/4	3 <sup>1</sup> / <sub>2</sub>	1.6

## Flaring Tools



### 345 Manual Flare Tools

- Model 345 is a precision designed tool for producing 45° flares in soft copper, brass, aluminum and mild steel tubing.
- A hardened, smooth cone provides fast, 45° flares either single or double lap.
- A single clamp screw provides for easy clamping and removal of tubing.

Catalog No.	Model No.	Description	Sizes (in.)	Weight	
				lb.	kg
23332	345	45° SAE Flares	$\frac{3}{16}, \frac{1}{4}, \frac{5}{16}, \frac{3}{8}, \frac{7}{16}, \frac{1}{2}, \frac{5}{8}$	2 $\frac{3}{4}$	1.20
23337	345-DL	45° SAE-(double flares)	Above w/adapters for double lap flares; $\frac{3}{16}, \frac{1}{4}, \frac{5}{16}, \frac{3}{8}, \frac{7}{16}, \frac{1}{2}$ O.D. Tubing	3	1.30
24797	345/150	45° SAE-(double flares)	No. 345 w/No. 150 Tubing Cutter and Case Kit	3 $\frac{1}{2}$	1.60
33927	345/150DL	45° SAE Flares	No. 345/DL w/No. 150 Tubing Cutter and Case Kit	3 $\frac{1}{2}$	1.60
31597	-	-	$\frac{3}{16}$ " Double Lap Adapter	-	-
31602	-	-	$\frac{1}{4}$ " Double Lap Adapter	-	-
31607	-	-	$\frac{5}{16}$ " Double Lap Adapter	-	-
31612	-	-	$\frac{3}{8}$ " Double Lap Adapter	-	-
31617	-	-	$\frac{1}{2}$ " Double Lap Adapter	-	-
31502	-	-	Case Only	-	-



### Heavy Duty Flare Tools

- Recommended for aluminum and soft copper. Also flares steel, stainless steel, hard copper and brass
- This precision tool provides smooth, uniform flares with minimum effort.
- Hardened steel flaring cone, eccentrically mounted in needle bearings, produces rolling action for even metal flow, giving uniform flare walls without galling.
- Special ironing features ensures a smooth flare.

Catalog No.	Model No.	Description	Sizes	Weight	
			in.	lb.	kg
41285	375	37 degree SAE Flares	$\frac{1}{2}, \frac{5}{8}, \frac{3}{4}, \frac{7}{8}, 1$	6 $\frac{3}{4}$	3.1
41295	454-W	45 degree SAE- Nominal Water Tube	$\frac{3}{8}, \frac{1}{2}, \frac{3}{4}, 1$	6 $\frac{1}{4}$	2.8
41300	455	45 degree SAE Flares	$\frac{1}{2}, \frac{5}{8}, \frac{3}{4}, \frac{7}{8}, 1$	6 $\frac{3}{4}$	3.1



## Flaring Tools



### Hammer-Type Flaring Tools

- Made of high-grade, hardened steel, these tools have a long nose guide that centers tools for smooth, 45° uniform flares.

Catalog No.	Model No.	Water Tube Size		Weight	
		in.	mm	lb.	kg
41315	E-37	3/8	9	3/16	0.1
41320	E-45	1/2	12	1/4	0.1
41325	E-46	5/8	16	3/8	0.2
41330	E-47	3/4	19	1/2	0.2
41335	E-52	1	25	3/4	0.3
41340	E-61	1 1/4	31	1	0.5
41345	E-63	1 1/2	37	1 1/2	0.7
41350	E-64	2	50	2 1/2	1.0

## Hydraulic Benders



### Hydraulic Benders - Tip-Up Wing

- Manual hydraulic benders for precision cold bending of standard pipes up to 3". These versatile, portable benders are ideal for on-site bending as well as machine construction, boiler making and industrial applications in general.
- Durable piston seals prevent premature leaks and maximize uptime.
- Longer cylinder stroke per pump and optimized hand force minimizes operator fatigue.
- Single circuit hydraulic system with return spring for better control of the ram and precise bending.
- Supplied in a wooden case and delivered with a set of bending formers for standard gas pipe applications and corner supports.
- Bending angle indicators reduce starts, stops and pipe removal to take measurements.

#### Manually Operated

Catalog No.	Model No.	Description	Capacity (O.D.)	Weight	
			in.	lb.	kg
36518	HB382	Tip-Up Wing Benders (Manual)	3/8 - 2	158 <sup>7/10</sup>	72.0
36523	HB383	Tip-Up Wing Benders (Manual)	3/8 - 3	344	156.0

## BENDING & FORMING

# Hydraulic Benders - Formers and Accessories



Former for Standard Gas Pipe

Catalog No.	Description	Sizes		Weight	
		in.	mm	lb.	kg
37223	Former for Gas Pipe	3/8	45	14 <sup>1</sup> / <sub>5</sub>	0.8
37228	Former for Gas Pipe	1/2	50	2 <sup>2</sup> / <sub>5</sub>	1.1
37233	Former Gas Pipe	3/4	65	4	1.8
37238	Former for Gas Pipe	1	100	4	1.8
37243	Former for Gas Pipe	1 <sup>1</sup> / <sub>4</sub>	130	4 <sup>3</sup> / <sub>5</sub>	2.1
37248	Former for Gas Pipe	1 <sup>1</sup> / <sub>2</sub>	150	9 <sup>1</sup> / <sub>2</sub>	4.3
37253	Former for Gas Pipe	2	200	14 <sup>2</sup> / <sub>5</sub>	6.5
37258	Former for Gas Pipe	2 <sup>1</sup> / <sub>2</sub>	320	38 <sup>1</sup> / <sub>2</sub>	17.5
37263	Former for Gas Pipe	3	380	59 <sup>1</sup> / <sub>2</sub>	27.2

Accessories

Catalog No.	Description	Weight	
		lb.	kg
37618	Straightener	2 <sup>1</sup> / <sub>5</sub>	1.0
37813	Turnable Tripod (for all models up to 3")	16 <sup>1</sup> / <sub>2</sub>	7.5
37828	Transport Wheel Kit (for models HB382)	4 <sup>4</sup> / <sub>5</sub>	2.2



Accessories for 3" Cap. Hydraulic Benders

Catalog No.	Description	Weight	
		lb.	kg
37278	Corner Supports HB383	22	10.0
38078	Bending Frame HB383	80 <sup>2</sup> / <sub>5</sub>	36.5
38568	Extension for 3"	-	-

Accessories for 2" Cap. Hydraulic Benders

Catalog No.	Description	Weight	
		lb.	kg
37273	Corner Supports HBO382	6 <sup>4</sup> / <sub>5</sub>	3.1
37293	Fixing Pin HB382	4 <sup>1</sup> / <sub>5</sub>	0.4
38083	Bending Frame HB382	28 <sup>3</sup> / <sub>5</sub>	13.0

## Tube Repair & Joining

- Wide selection from a single source.
- Unique durable designs.



---

Type	No. of Models	Page
Pressure Test Pump	1	9.2
Soldering Guns	3	9.3
Pipe Freezer	2	9.4
Pipe Thawer	2	9.5



## Pressure Test Pumps



### 1450 Pressure Test Pump

The 1450 Pressure Test Pump tests hydraulically for leaks in installations which are required to be leak proof and will test systems up to 725 PSI. Especially for use in heating, compressed air, refrigeration systems, oil installations, sprinkler systems and other small bore pipe installations. .

- Very low effort required to operate.
- Pressure maintained automatically – no valve to be closed manually.
- Filter on inlet and outlet for better reliability.
- Two-stage lever action for fast filling of system and pressurization.
- Volume /stroke: 38 cm<sup>3</sup>.
- Includes an aluminium and a carbon enhanced PTFE piston pump for longer life.

### Specifications

- Capacity – Plastic container with capacity of 13.5 l (water, oil, ethylene glycol).
- Volume/Stroke – 38 cm<sup>3</sup>.
- Includes – Aluminium and carbon enhanced PTFE piston pump for longer life; 1450C is a Model without gauge (1/4" BSPT connection).

Catalog No.	Model No.	Description	Weight	
			lb.	kg
50557	1450	Pressure Test Pump	14	6.5

# Soldering Guns



## RT-100 Electric Soldering Gun

- Flameless soldering in a compact, inexpensive package.
- The RT-100 Mini Electric Soldering Gun uses electric resistance heating technology to melt solder on copper joints up to 1 1/2". With no flame, there is no fear of igniting wallboard, insulation, or studs and joists. Simply place the carbon tips on the fitting to begin heating the joint and it can be completed in less than 20 seconds. The heat generated through the carbon tips will melt all types of soldering material - 50/50 and 95/5 included - and reach temperatures up to 750°F. The RT-100 is provided in a compact design that makes it ideal for reaching tight spots during repair and renovation projects and is extremely portable. The tool is designed with the service plumber in mind.
- Designed for soft soldering (50/50, 95/5 Alloys) 1/4" - 1/2" Copper Tube.
- Flameless soldering – easy-to-use.
- Specially designed for repair and renovation jobs.
- Six feet cable.
- Built-in-handle and cord grip.
- Approved by CSA to CSA and UL standards (115 V only).

### Specifications

- Cable Length – Includes six feet of cable.
- Includes – Built-in handle and cord wrap.
- Approvals – Approved by CSA to CSA and UL standards (115V only).

#### Accessories

Catalog No.	Description	Weight	
		lb.	kg
39966	Carbon Tips	1/4	0.1
39976	Threaded Studs	1/4	0.1
84417	Holster	1	0.4

Catalog No.	Model No.	Description	Weight	
			lb.	kg
69762	RT-100	115V Mini-Pro Soldering Gun	21	9.5



## RT-175 Electric Soldering Gun

- The safer, flameless alternative to torches.
- The RT-175 Electric Soldering Gun is a lightweight, rugged electric soldering gun that sweats joints on copper tube up to 3". The RT-175 will operate on a standard 115V, 15 AMP outlet. There is no open flame to worry about igniting wallboard, insulation, or studs and joists in the walls. Simply place the carbon tips on the copper fitting and remove when the solder begins to flow.
- Soft solders 1/4" - 3" copper tube.
- Flameless soldering – easy-to-use.
- Twelve feet of cable.
- Fully contained in metal carrying case.
- Approved by CSA CSA and UL standards (115 V only).

### Specifications

- Cable – Twelve feet of cable.
- Case – Fully contained in metal carrying case.
- Approvals – Approved by CSA to CSA and UL standards (115V only).

#### Accessories

Catalog No.	Description	Weight	
		lb.	kg
39966	Carbon Tips	0.2	0.1
39976	Threaded Studs	0.2	0.1
84417	Holster	1.0	0.4

Catalog No.	Model No.	Description	Weight	
			lb.	kg
17861	RT-175	230V Professional Solder Gun	33.0	15.0
62862	RT-175	115V Professional Solder Gun	33.0	15.0

## Pipe Freezers



### Model SF-2500 SuperFreeze

- The SuperFreeze Pipe Freezer is an easy-to-use pipe freezing unit that allows the contractor to keep water systems operating while making repairs. The RIDGID Model SF-2500 is a mini-refrigeration unit that circulates self-contained refrigerant to its aluminum freeze heads. This forms an ice plug in as little as 6 minutes in 1/2" (12 mm) copper tube and can be used with up to 2 1/2" (65 mm) tube or 2" (50 mm) steel pipe. Once the pipe is plugged, repairs can be made while the ice plug is maintained by the unit. Now includes a bottle of specially formulated freeze gel to speed freezing. Apply the gel to freeze heads before placing on pipe.

### Standard Equipment

- 65942 – Clamp Bar.
- 69707 – Velcro Straps (Set of 2).
- 69712 – SF-2500R 3/4" CTS Bushings (set of 2).
- 69717 – SF-2500R 2" CTS Bushings (set of 2).
- 70652 – SF-2500R 1 1/4" CTS Bushings (set of 2).
- 60776 – Spray Bottle.

### Specifications

- Capacity – Copper Tube: 1/2 - 2 1/2" (12 - 65 mm). Steel Pipe: 1/2 - 2" (12 - 50 mm).
- Compressor – Rotary, 230V, 50 Hz, 2.4A, 505W.
- Refrigerant – R-507.
- Weight – 55 lbs (25 kg).
- Hose Length – 2,6 m ( 5,2 m span).
- Dimensions – 22 7/8" (58 cm) x 11" (28 cm) x 14 1/2" (37 cm) (L x W x H).

Catalog No.	Model No.	Description	Weight	
			lb.	kg
68967	SF-2500	Pipe Freezing Kit - 115V: 1/2"-2" Steel Pipe, 1/2"-2 1/2" Copper Tube	55	24.8
68962	SF-2500	Pipe Freezing Kit - 230V Export: 1/2"-2" Steel Pipe, 1/2"-2 1/2" Copper Tube	55	24.8

### SF-2500 Accessories

Catalog No.	Description
65942	Clamp Bar
68857	SF-2500R 1/2" End Adapters (set of 2)
68862	SF-2500R 3/4" End Adapters (set of 2)
69707	Velcro Straps (Set of 2)
69712	SF-2500R 3/4" CTS Bushings (set of 2)
69717	SF-2500R 2" CTS Bushings (set of 2)
70652	SF-2500R 1 1/4" CTS Bushings (set of 2)
74946	Cool Gel (1 bottle) 237 ml

### SF-2000 Accessories

Catalog No.	Description
65937	SF-2000R Velcro Straps (set of 2)
66462	SF-2000R 1 1/4" CTS Bushings (set of 2)
68842	SF-2000R 3/8" End Adapters (set of 2)
68847	SF-2000R 1/2" End Adapters (set of 2)



## Pipe Thawers



### Models KT-190 / KT-200 Pipe Thawers

For fast thawing of frozen metal pipes 1/2" through 1 1/2" (12-36mm). The KT-190 and KT-200 Pipe Thawing Units provide continuous heating to quickly thaw 1/2" to 1 1/2" frozen metal pipes. With these lightweight, versatile units, there is no need to dig or tear apart walls. Simply attach the clamps to the metal pipe on each side of the frozen section and the pipe is thawed within minutes.

- **Continuous Operation:** The KT-190 and KT-200 operate continuously without requiring any "cool-down" periods. There is no tripping of the unit or need to turn the unit off during the thawing process. Simply attach the cables to the pipe, turn the unit on and let it do its job – continuously from start to finish.
- **Lightweight:** Weighing under 30 lbs., each unit can be easily transported to the most difficult locations such as attics.
- **Versatile:** The KT-190 can be used on lengths of pipe between 15 and 75 feet. With 4 output levels, the KT-200 can be used on 4' to 150' lengths of pipe. The KT-200's amp meter allows the user to select the proper output level for maximum current draw and minimum thawing time.
- **Powerful:** Both units operate on a standard 115V, 15 amp outlet. The KT-190 produces 300 amps and the KT-200 produces 250-400 amps of thawing power.
- All these features and more make the KT-190 and the KT-200 the professional's choice.

### Specifications

#### Model KT-190.

- Pipe Capacity – 1/2"-1-1/2" (12-36mm).
- Input Current – 15 Amps.
- Minimum Reach – 15' / (4.6m).
- Maximum Reach – 75' / (23m).
- Cable Length – 25' / (7.7m).
- Cable Size – 2 AWG.
- Output Amps – 300.
- Weight – 25 lbs. (11.4kg).

#### Model KT-200.

- Pipe Capacity – 1/2"-1-1/2" (12-36mm).
- Input Current – 15 Amps.
- Minimum Reach – 4' (1.2m).
- Maximum Reach – 150' (46m).
- Cable Length – 25' (7.7m).
- Cable Size – 1/0 AWG.
- Output Amps – 250-400.
- Weight – 29 lbs. (13.2kg).

Catalog No.	Model No.	Description	Weight	
			lb.	kg
62747	KT-200	Pipe Thawer w/2-25' 1/0 Cables	55	2.0
62802	KT-190	Pipe Thawer w/2-25' #2 Cables	46	21.0
62662	-	Cable w/Clamp 25'	13	6.0
62772	-	Extension Cable 25' #1/0 AWG	11	5.0
62812	-	Series Cable 3' #2 AWG	1 1/2	0.6



## Press Tools





- Features lock-on cycle completion to ensure the same reliable, watertight joint every time.
- Are highly engineered to deliver superior quality and durability – backed by the RIDGID® Lifetime Warranty.



Type	No. of Models	Pipe Capacity (in.)	Page No.
RP 200-B Compact Inline Cordless	5	1/2 - 1 1/4	10.4
RP 210-B Compact Cordless	4	1/2 - 1 1/4	10.5
RP 340 Standard Cordless or Coded	7	1/2 - 4	10.6
<b>Compact Series Jaws</b>			
ProPress Jaws	4	1/2 - 1 1/4	10.7
PureFlow Jaws	7	3/8 - 1 1/2	10.7
ASTM F 1807 for PEX	4	1/2 - 1 1/4	10.8
<b>Standard Series Jaws</b>			
ProPress Jaws	6	1/2 - 2	10.8
PureFlow Jaws	7	1/2 - 2	10.9
<b>Press Rings</b>			
ProPress XL-C	4	2 1/2 - 4	10.9
ProPress	13	1/2 - 2	10.10
MegaPress Jaws & Press Rings	9	1/2 - 2	10.11
Manual Press Tools	6	1/2 - 1	10.12
PressSnap Soil Pipe Cutter	1	1 1/2 - 4	10.13

# PRESSING

## Selection Chart Press Tools

Compact RP 200-B page 10.4	Jaws	Pressing Rings	Power	Copper/SS Capacity	PEX Capacity	Weight (lb.)	Rotating Barrel	Characteristics
	Compact Series Jaws: • ProPress® (copper & stainless) • Pureflow™ (PEX) • ASTM F 1807 (PEX)	Compact Series Press Rings (see chart below)	18V Li-Ion battery	½ - 1¼"	¾" - 1½"	6.2 with battery	270°	The RP 200-B compact press tool gives contractors another option for a fast and reliable way to join copper, stainless steel and PEX. The inline form of the tool allows access to tighter spaces, enabling press connections in difficult to reach areas.
<b>Compact RP 210-B page 10.5</b>								
	Compact Series Jaws: • ProPress® (copper & stainless) • Pureflow™ (PEX) • ASTM F 1807 (PEX)	Compact Series Press Rings (see chart below)	18V Li-Ion battery	½ - 1¼"	¾" - 1½"	5.9 with battery	270°	The RP 210-B Compact Press Tool from RIDGID is a fast and reliable way to join copper, stainless steel, PEX, and Multilayer fittings. It is 2 inches (5 cm) shorter and 25% lighter than our previous compact tool for more pressing with less fatigue. Now you can do more, with less!
<b>RP 340 page 10.6</b>								<b>Characteristics</b>
	Standard Series Jaws: • ProPress (copper & stainless) • Pureflow (PEX)	Standard Series Press Rings: (see chart below)	18V Li-Ion battery	½ - 4"	½ - 2"	8.5 with battery	180°	30% smaller tool increases maneuverability, 17% lighter tool reduces operator fatigue, 31% longer service interval (up to 42,000 cycles) maximizes uptime. More than 400 presses per charge (with Advanced Lithium 4 Battery). Ultimate flexibility with the ability to switch between battery and AC power on the same tool.
<b>PEX Crimp Tools page 10.12</b>								<b>Characteristics</b>
	• ASTM F 1807 (PEX)	–	–	–	¾" - 1"	2.7-3.4	–	Constructed of lightweight, durable polycarbonate E <sup>3</sup> ® handles, RIDGID PEX Crimp Tools are ideal for making copper crimp ring and stainless steel clamp connections in potable water and radiant heating applications.

### Press Jaws & Rings

Compact Series Press Jaws for use with 100B, RP 200-B or RP 210-B							
Compact Series Jaws	¾"	½"	5/8"	¾"	1"	1¼"	1½"
ProPress (copper & stainless)	–	16958	–	16963	16978	31228	–
Pureflow (PEX)	17003	17008	19813	17013	17018	22683	22688
ASTM F 1807 (PEX)	–	22958	–	22968	22973	22978	–







Standard Series Press Jaws for use with CT400, 320-E, RP 330-B, RP 330-C & RP 340								
Standard Series Jaws	¾"	½"	5/8"	¾"	1"	1¼"	1½"	2"
ProPress (copper & stainless)	–	76652	–	76657	76662	76667	76672	76677
Pureflow (PEX)	–	22653	22658	22663	22668	22673	22678	35343

Large Diameter Press Rings for use with CT400, 320-E, RP 330-B, RP 330-C & RP 340					
Pressing Rings	Standard Series Actuator Jaw	2½"	3"	4"	2½"-4" Ring Kit with Case
ProPress XL-C (copper and stainless steel fittings)	V2 Actuator 21878	20543	20548	20553	20483

Small Diameter Press Rings for use with CT400, 320-E, RP 330-B, RP 330-C & RP 340							
Actuator Jaw	½"	¾"	1"	1¼"	1½"	2"	For Use With
V1 28033	27998	28003	28008	28013	–	–	RP 340 RP 330-B RP 330-C 320E CT400
V2 21878	–	–	–	–	28018	28023	RP 340 RP 330-B RP 330-C 320E CT400
C1 26163	27998	28003	28008	28013	–	–	100B RP 200-B RP 210-B

ProPress® is a registered trademark of Viega.  
PureFlow™ is a trademark of Viega.

# The Fastest, Most Reliable Press Tools

		Compact		Standard
				
Features	Benefits	RIGID RP 200-B	RIGID RP 210-B	RIGID RP 340
<b>Weight (tool and battery)</b>	Lightweight, providing maximum comfort.	6.2 lbs.	5.9 lbs.	8.5 lbs.
<b>Battery</b>	For convenience and maximum portability.	18V Li-Ion	18V Li-Ion	18V Li-Ion
<b>Rotating Barrel</b>	Tool barrel rotates, allowing access into the tightest spaces.	270°	270°	180°
<b>Approximate Cycle Time</b>	Fastest cycle times, providing maximum speed with every connection.	4-5 Seconds	4-5 Seconds	4-5 Seconds
<b>Tool Approval</b>	Third party approval.	N/A	N/A	UL / CSA
<b>Lock-On Cycle Completion</b>	Cycle completes automatically once pressing action begins, ensuring a reliable connection every time.	✓	✓	✓
<b>Auto Ram Retraction</b>	Ram returns to start position automatically, providing maximum speed with every connection.	✓	✓	✓
<b>Jaw Pin Closure Sensor</b>	Prevents cycle from starting if pin is not fully engaged, preventing tool damage.		✓	✓
<b>Automatic Maintenance Reminder</b>	Automatic calibration reminder to ensure optimal performance.	✓	✓	✓
<b>Extreme Temperature Sensor</b>	RP 200-B operating temp = 15° to 122° F. RP 210-B operating temp = 15° to 140° F. RP 340 operating temp = 15° to 122° F.	✓	✓	✓
<b>Low Battery Sensor</b>	Alerts user to insufficient battery power, providing maximum reliability with every connection.	✓	✓	✓
<b>Warranty</b>	RIGID® Full Lifetime Warranty.			

Ridge Tool is the world's Pressing Technology™ leader, making the high-performance RIDGID tools that drive the speed and reliability of copper, stainless and PEX connections.

# PRESSING

## Press Tools



### RP 200-B Press Tool

The RP 200-B is the newest addition to the RIDGID® press tool line and gives contractors another option for a fast and reliable way to join copper, stainless steel and PEX. The inline form of the tool allows access to tighter spaces, enabling press connections in difficult to reach areas.

- The longest service interval available for compact press tools (32,000 cycles).
- The tool kit comes standard with two 18V Advanced Lithium 2 batteries that can produce over 200 presses per charge for jobsite efficiency.
- Large capacity 18V Advanced Lithium 4 batteries are also available and can achieve over 400 presses per charge to maximize uptime.

### Specifications

- Capacity – 1/2" – 1 1/4" (Copper & Stainless Steel), 3/8" - 1 1/2" (PEX).
- Head Rotation – 270° Barrel/Jaw Swivel.
- Battery – 18V Advanced Lithium 2.
- Battery Charger – 120V.
- Hydraulic Ram Output – 5,400 lbs (24kN).
- Weight – 6.2 lbs/2.8 kg (w/Advanced Lithium 2 Battery).
- Operating Temperature Range – 15°F to 122°F.
- Approximate Cycle Time – 4-5 seconds.
- Compatible with all RIDGID® Compact Series Pressing Attachments

Catalog No.	Model No.	Description	Weight		Std. Pack
			lb.	kg	
43428	RP 200-B	RP 200 Battery Press Tool Kit w/ProPress Jaws (1/2" – 1 1/4")	26	11.8	1
43433	RP 200-B	RP 200 Battery Press Tool Kit w/ProPress Jaws (1/2" – 1")	24	10.9	1
43438	RP 200-B	RP 200 Battery Press Tool Kit w/PureFlow PEX Jaws (1/2", 3/4", 1")	24	10.9	1
43443	RP 200-B	RP 200 Battery Press Tool Kit (No Jaws)	16	7.3	1
43448	RP 200-B	RP 200 Battery Press Tool Only	12	5.4	1

### Accessories

Catalog No.	Description	Weight		Std. Pack
		lb.	kg	
43458	Advanced Lithium Battery Charger (N. America)	1 4/5	0.8	1
44693	18V Advanced Lithium 2.0Ah Battery	1	0.4	1
44698	18V Advanced Lithium 4.0Ah Battery	1 1/2	0.9	1
44798	Charger Replacement Cord (N. America)	3/10	0.1	1
43453	Carrying Case	1	0.4	1
44848	Set of (1) 2.0Ah Battery & (1) 120V Charger, North America	2 4/5	1.3	1
44853	Set of (2) 2.0Ah Batteries & (1) 120V Charger, North America	3 4/5	1.7	1



# Press Tools



## RP 210-B Press Tool

The Model RP 210-B Compact Press Tool from RIDGID® is a fast and reliable way to join copper, stainless steel, PEX, and Multilayer fittings. It is 2 inches (5 cm) shorter and 25% lighter than our previous compact tool for more pressing with less fatigue. Now you can do more, with less!

- The longest service interval available for compact press tools (32,000 cycles).
- Powerful 18V Advanced Lithium 2 batteries that maximize presses per charge for more uptime.
- 270-degree swiveling barrel to access tight spaces.

### Specifications

- Capacity – 1/2" to 1 1/4" (12 to 35 mm) for copper and stainless; 3/8" to 1 1/2" (14 to 32 mm) for PEX/Multilayer.
- Head Rotation – 270° Barrel/Jaw Swivel.
- Battery – 18V Advanced Lithium 2.
- Battery Charger – 115V/230V.
- Hydraulic Ram Output – 5,400 lbs (24kN).
- Weight – 5.9 lbs/2.6 kg (w/Advanced Lithium 2 Battery).
- Operating Temperature Range – 15° F - 140° F (-10° C - 60° C).
- Approximate Cycle Time – 4-5 seconds.
- Compatible with all RIDGID® Compact Series pressing attachments.

Catalog No.	Model No.	Description	Weight		Std. Pack
			lb.	kg	
31028	RP 210-B	RP 210 Battery Press Tool Kit w/ProPress Jaws (1/2" – 1 1/4")	26	11.7	1
31038	RP 210-B	RP 210 Battery Press Tool Kit w/PureFlow PEX Jaws (1/2" – 1")	24	10.7	1
31048	RP 210-B	RP 210 Battery Press Tool Kit (No Jaws)	16	7.3	1
31053	RP 210-B	RP 210 Battery Press Tool Only	12	5.5	1

### Accessories

Catalog No.	Model No.	Description	Weight		Std. Pack
			lb.	kg	
31023	RP 210-B	Carrying Case	10	4.5	1
43458	-	Advanced Lithium Battery Charger (N. America)	2	0.8	1
44693	-	18V Advanced Lithium 2.0Ah Battery	1	0.5	1
44698	-	18V Advanced Lithium 4.0Ah Battery	2	0.9	1
44798	-	Charger Replacement Cord (N. America)	0	0.1	1
44848	-	Set of (1) 2.0Ah Battery & (1) 120V Charger, North America	3	1.3	1
44853	-	Set of (2) 2.0Ah Batteries & (1) 120V Charger, North America	4	1.7	1

# PRESSING

## Press Tools



### RP 340 Press Tool

The RP 340 is the next generation of pressing technology from RIDGID®. Built to impress.

- 30% smaller tool increases maneuverability\*.
- 17% lighter tool reduces operator fatigue\*.
- Industry leading 42,000 cycle service interval is 31% longer\* to maximize uptime.
- More than 400 presses per charge (with Advanced Lithium 4 Battery).
- Ultimate flexibility with the ability to switch between battery and AC power on the same tool.

\*Versus RP 330-B.

### Specifications

- Capacity – ½" – 4" (Copper and Stainless Steel), ½" – 2" (PEX).
- 180° Barrel/Jaw Swivel/Hydraulic Ram Output – 7,200 lbs. (32kN).
- Weight – 8.5 lbs/3.8 kg (w/Advanced Lithium 2 Battery), 9.5 lbs/4.3 kg (w/AC Power Adapter).
- Operating Temperature Range – 15°F to 122°F (-10°C to 50°C).
- Approximate Cycle Time – 4 seconds.
- LED-light for continued operations in no or low-light environments.
- Compatible with all Standard Series pressing jaws and attachments from RIDGID®. For use with copper and stainless steel tubing, steel pipe, PEX and cutting soil pipe.
- Battery Tool Kit Includes: RP 340 Press Tool, (2) 18V Advanced Lithium 2 Batteries, 120V Advanced Lithium Battery Charger, and Carrying Case.
- Corded Tool Kit Includes: RP 340 Press Tool, AC power adapter and carrying case

Catalog No.	Description	Weight		Std. Pack
		lb.	kg	
43348	RP 340 Battery Press Tool Kit (No Jaws)	19.0	8.6	1
43353	RP 340 Battery Press Tool Kit w/ProPress Jaws (½"-1")	31.0	14.1	1
43358	RP 340 Battery Press Tool Kit w/ProPress Jaws (½"-2")	51.0	23.1	1
43363	RP 340 Corded Press Tool Kit (No Jaws)	16.0	7.2	1
43368	RP 340 Corded Press Tool Kit w/ProPress Jaws (½"-1")	28.0	12.7	1
43373	RP 340 Corded Press Tool Kit w/ProPress Jaws (½"-2")	48.0	21.8	1
44483	RP 340 Press Tool Only	6.0	2.7	1

### Accessories

Catalog No.	Description	Weight		Std. Pack
		lb.	kg	
43378	RP 340 Press Tool Carrying Case	8	3.6	1
44693	18V Advanced Lithium 2.0Ah Battery	1	0.5	1
44698	18V Advanced Lithium 4.0Ah Battery	1½	0.9	1
43458	Advanced Lithium Battery Charger (N. America)	1¼	0.8	1
44798	Charger Replacement Cord (N. America)	¾	0.1	1
44468	120V AC Power Adapter	1	0.5	1
44848	Set of (1) 2.0Ah Battery & (1) 120V Charger, North America	2¼	1.3	1
44853	Set of (2) 2.0Ah Batteries & (1) 120V Charger, North America	3¼	1.7	1

# Compact Series Press Jaws



## Compact Series Jaws for ProPress® System

For use with RIDGID® Compact Press Tools (RP 100-B, RP 200-B, RP 210-B).

- 40% lighter and 33% smaller than Standard Series Jaws enabling them to fit into tight spaces.
- Designed in conjunction with the ProPress System fittings, ensuring total system compatibility.
- Compatible only with RIDGID Compact Series pressing tools (RP 100-B, RP 200-B, RP 210-B).
- Backed by full RIDGID Lifetime Warranty.

### Specifications

- Capacity – ProPress (copper) 1/2" - 1 1/4"

Catalog No.	Description	Weight		Std. Pack
		lb.	kg	
16958	1/2" Jaw for ProPress	2 1/2	1.2	1
16963	3/4" Jaw for ProPress	2 1/2	1.2	1
16978	1" Jaw for ProPress	2 1/2	1.2	1
31228	1 1/4" Jaw for ProPress	2 1/2	1.2	1



## Compact Series Jaws For PureFlow™ System

For use with RIDGID Compact Press Tools (RP 100-B, RP 200-B, RP 210-B).

- 40% lighter and 33% smaller than Standard Series Jaws enabling them to fit into tight spaces.
- Designed in conjunction with the PureFlow System fittings, ensuring total system compatibility.
- Compatible only with RIDGID Compact Series Pressing Tool (RP 100-B, RP 200-B, RP 210-B).
- Backed by full RIDGID Lifetime Warranty.

### Specifications

- Capacity – PureFlow (PEX) 3/8" - 1 1/2"

Catalog No.	Description	Weight		Std. Pack
		lb.	kg	
17003	3/8" Jaw for Pureflow	2 1/2	1.2	1
17008	1/2" Jaw for Pureflow	2 1/2	1.2	1
17013	3/4" Jaw for Pureflow	2 1/2	1.2	1
17018	1" Jaw for Pureflow	2 1/2	1.2	1
19813	5/8" Jaw for Pureflow	2 1/2	1.2	1
22683	1 1/4" Jaw for Pureflow	2 1/2	1.2	1
22688	1 1/2" Jaw for Pureflow	2 1/2	1.2	1

# Compact Series Press Jaws



## Compact Series ASTM F 1807 Jaws (For PEX Tubing)

For use with RIDGID® Compact Press Tools (RP 100-B, RP 200-B, RP 210-B).

- Increased speed and reliability with PEX tubing connections.
- Wide range of capacity available in (4) sizes: 1/2", 3/4", 1", and 1 1/4".
- Eliminates user fatigue. Perfect for larger sizes of PEX tubing where manual tools can require a great deal of force.
- Increased versatility of RIDGID Compact RP 100-B, RP 200-B and RP 210-B Pressing Tools. Same RP 100-B, RP 200-B and RP 210-B tool used to join copper tubing (with different pressing jaws).
- Pressing jaws never require calibration unlike manual crimp tools.
- Compatible with all ASTM F 1807 black copper crimp ring PEX tubing systems.

### Specifications

- For use with – ASTM F 1807 black copper crimp rings and insert fittings

Catalog No.	Description	Weight		Std. Pack
		lb.	kg	
22958	1/2" ASTM F 1807 Jaws	2 1/2	1.2	1
22968	3/4" ASTM F 1807 Jaws	2 1/2	1.2	1
22973	1" ASTM F 1807 Jaws	2 1/2	1.2	1
22978	1 1/4" ASTM F 1807 Jaws	2 1/2	1.2	1

# Standard Series Press Jaws



## Standard Series Jaws for ProPress® System

For use with Standard Series Press Tools (CT400, 320-E, RP 330-B, RP 330-C, RP 340).

- Designed in conjunction with the ProPress System fittings, ensuring total system compatibility.
- Compatible only with RIDGID Standard Series pressing tools.
- Backed by full RIDGID Lifetime Warranty.

### Specifications

- Capacity – ProPress (copper) 1/2" - 2"

Catalog No.	Description	Weight		Std. Pack
		lb.	kg	
76652	1/2" Jaw for ProPress	4	1.9	1
76657	3/4" Jaw for ProPress	4 1/4	1.9	1
76662	1" Jaw for ProPress	4 1/2	2.0	1
76667	1 1/4" Jaw for ProPress	4 3/4	2.2	1
76672	1 1/2" Jaw for ProPress	6 1/2	2.9	1
76677	2" Jaw for ProPress	10	4.6	1

# Standard Series Press Jaws



## Standard Series Jaws for PureFlow™ System

For use with Standard Series Press Tools (CT400, 320-E, RP 330-B, RP 330-C, RP 340).

- Designed in conjunction with the PureFlow System fittings, ensuring total system compatibility.
- Compatible only with RIDGID® Standard Series pressing tools.
- Backed by full RIDGID Lifetime Warranty.

## Specifications

- Capacity – PureFlow (PEX) 1/2"-2"

Catalog No.	Description	Weight		Std. Pack
		lb.	kg	
22653	1/2" Jaw for PureFlow	4	1.8	1
22658	5/8" Jaw for PureFlow	4 1/4	1.9	1
22663	3/4" Jaw for PureFlow	4 1/2	2.0	1
22668	1" Jaw for PureFlow	4 1/2	2.0	1
22673	1 1/4" Jaw for PureFlow	4 3/4	2.2	1
22678	1 1/2" Jaw for PureFlow	6 1/2	2.9	1
35343	2" Jaw for Pureflow	10	4.5	1

# Press Rings



## Standard Series ProPress® XL-C™ Rings

For use with ProPress XL-C (copper fittings) and XL-S (stainless steel fittings).

- Patented ring design to make pressed connections for 2 1/2" - 4" copper or stainless steel tube.
- XL-C Rings and V2 Actuator Jaw include patented swiveling feature that allows the tool to connect to the ring at any angle relative to the tubing, allowing greater access in tight spaces.
- Designed in conjunction with the ProPress XL-C fittings, ensuring total system compatibility.
- Compatible only with RIDGID Standard Series pressing tools (CT-400, 320-E, RP 330-B, RP 330-C, or RP 340).
- Backed by full RIDGID Lifetime Warranty.
- V2 Actuator Jaw features jaw identification clips, for fast, easy identification of the appropriate pressing jaw.

## Specifications

- Capacity – 2 1/2" - 4" copper or stainless steel tubing

Catalog No.	Model No.	Description	Weight		Std. Pack
			lb.	kg	
20483	XL-C/S	2 1/2" to 4" Rings, Actuator and Case Complete	40 1/4	18.2	1
20543	XL-C/S	2 1/2" Press Ring	6	2.7	1
20548	XL-C/S	3" Press Ring	9 3/4	4.4	1
20553	XL-C/S	4" Press Ring	11 3/4	5.3	1
21878	V2	V2 Press Ring Actuator For Standard RIDGID Tools	6 3/4	3.0	1
21103	XL-C/S	XL-C Carrying Case Only	7 3/4	3.5	1

# PRESSING

## Press Rings



### Rings for ProPress®

Rings for ProPress® permit access in tighter spaces and serve as an excellent complement to your RIDGID® jaw sets. The swivel actuator allows a press tool to be placed +/-90 degrees to the tube being pressed!

- Designed in conjunction with the ProPress System Fittings, ensuring total system compatibility.
- V1 and V2 Kits are designed for use with RIDGID Standard Press Tools (CT-400, 320-E, RP 330-B, RP 330-C, or RP 340).
- C1 Compact Kits are designed for RIDGID Compact Press Tools (100-B, RP 200-B, RP 210-B).
- Standard Kit includes: press rings, actuator and carrying case.

### Specifications

- Capacity – 1/2" to 2" copper and stainless steel tubing

#### Kits

Catalog No.	Model No.	Description	Weight		Std. Pack
			lb.	kg	
27423	V1	V1 Kit, 1/2" – 1 1/4" Ring	10 <sup>3</sup> / <sub>4</sub>	4.9	1
27428	V2	V2 Kit, 1 1/2" – 2" Ring	13 <sup>5</sup> / <sub>8</sub>	5.9	1
28043	C1	C1 Kit, 1/2" – 1 1/4" Ring	8 <sup>1</sup> / <sub>8</sub>	3.8	1
28048	V1/C1	V1/C1 Combo Kit, 1/2" – 1 1/4" Ring	12 <sup>7</sup> / <sub>8</sub>	5.5	1

#### Rings

Catalog No.	Model No.	Description	Weight		Std. Pack
			lb.	kg	
27998	V1/C1	1/2" Press Ring For ProPress	1/2	0.2	1
28003	V1/C1	3/4" Press Ring For ProPress	3/4	0.3	1
28008	V1/C1	1" Press Ring For ProPress	1	0.5	1
28013	V1/C1	1 1/4" Press Ring For ProPress	1	0.5	1
28018	V2	1 1/2" Press Ring For ProPress	1 1/2	0.7	1
28023	V2	2" Press Ring For ProPress	2	0.9	1

#### Actuators

Catalog No.	Model No.	Description	Weight		Std. Pack
			lb.	kg	
21878	V2	V2 Press Ring Actuator For Standard RIDGID Tools	6 <sup>3</sup> / <sub>4</sub>	3.1	1
26163	C1	C1 Actuator	2 <sup>1</sup> / <sub>8</sub>	1.1	1
28033	V1	V1 Actuator	4 <sup>7</sup> / <sub>8</sub>	2.2	1

#### Accessories

Catalog No.	Model No.	Description	Weight		Std. Pack
			lb.	kg	
28028	V1/C1	Carrying Case #1 for 1/2" – 1 1/4"	3	1.4	1
28038	V2	Carrying Case #2 for 1 1/2" – 2"	3	1.4	1



# MegaPress® Jaws & Rings



## MegaPress® Jaws And Rings

MegaPress Jaws & Rings join 1/2" to 2" commercially-available Schedule 5-40 Black Iron Pipe when used with RIDGID® Standard Press Tools (CT-400, 320-E, RP 330-B, RP 330-C or RP 340) and Viega® MegaPress Fittings.

- Designed in conjunction with the MegaPress System fittings, ensuring total system compatibility.
- Press connections can be made on a "wet" system.
- Flameless system eliminates the need for hot work permits.
- Backed by the RIDGID Full Lifetime Warranty against material defects and workmanship.

## Specifications

- Compatibility – For use with MegaPress and MegaPressG fittings from Viega.
- Capacity – 1/2" to 2" commercially-available Schedule 5-40 black iron pipe.

Catalog No.	Description	Weight		Std. Pack
		lb.	kg	
48553	1/2" to 2" MegaPress Kit For Standard RIDGID Press Tools	48 <sup>1</sup> / <sub>2</sub>	22.0	1
48558	1/2" to 1" MegaPress Kit For Standard RIDGID Press Tools	23 <sup>1</sup> / <sub>10</sub>	10.5	1

## Jaws

Catalog No.	Description	Weight		Std. Pack
		lb.	kg	
37958	1/2" MegaPress Jaw For Standard RIDGID Press Tools	4 <sup>3</sup> / <sub>4</sub>	2.2	1
37968	1" MegaPress Jaw For Standard RIDGID Press Tools	6 <sup>3</sup> / <sub>4</sub>	3.1	1
37963	3/4" MegaPress Jaw For Standard RIDGID Press Tools	5 <sup>1</sup> / <sub>4</sub>	2.4	1

## Rings & Actuator

Catalog No.	Description	Weight		Std. Pack
		lb.	kg	
21878	V2 Press Ring Actuator For Standard RIDGID Tools	6 <sup>3</sup> / <sub>4</sub>	3.0	1
37973	1 1/4" MegaPress Ring For Standard RIDGID Press Tools	6	2.7	1
37983	2" MegaPress Ring For Standard RIDGID Press Tools	6	2.7	1
37978	1 1/2" MegaPress Ring For Standard RIDGID Press Tools	6 <sup>1</sup> / <sub>2</sub>	2.9	1

## Accessories

Catalog No.	Description	Weight		Std. Pack
		lb.	kg	
48563	MegaPress Carrying Case	6 <sup>2</sup> / <sub>5</sub>	2.9	1
37993	1/2" to 1" MegaPress End Prep Tool	1 <sup>1</sup> / <sub>2</sub>	0.7	1
37988	1 1/4" to 2" MegaPress End Prep Tool	2 <sup>1</sup> / <sub>4</sub>	1.0	1
38008	Abrasive Strips (Box of 10) - 1/2" - 3/4"	1/4	0.01	1
38003	Abrasive Strips (Box of 10) - 1" - 2"	1/4	0.02	1

# PRESSING

## Press Tools



ASTM F 1807  
Traditional PEX Crimp Tool



ASTM F 1807  
Close Quarters PEX Crimp Tool

Available in both Traditional and Close Quarters, RIDGID® is your source for manual ASTM F1807 PEX Crimp Tools.

### Traditional ASTM F1807 PEX Crimp Tools

RIDGID® Traditional PEX Crimp Tools are available 3/8" – 1" and are ideal for making PEX tubing connections in potable water and radiant heating applications. Over 20% lighter than other traditional-style crimp tools, these tools feature E3 ergonomic handles and come standard with a Go/No-Go Gauge.

- For use with ASTM F1807 black copper crimp rings and insert fittings for PEX tubing.
- Reduced weight- Over 20% Lighter than traditional PEX crimp tools.
- Up To 33% less force required to produce a crimp, compared to traditional PEX crimp tools.
- Compact tool Length for access to tight spaces.
- Six tools available in (5) sizes: 3/8", 1/2", 5/8", 3/4", 1" and a Combo 1/2" & 3/4" Tool.
- Easily adjustable lock screw for tool calibration.
- All tools come standard with a Go/No-Go gauge.

### Close Quarters ASTM F1807 PEX Crimp Tools

Close Quarters Manual PEX Crimp Tools are the newest addition to the RIDGID® Crimp Tool line. With handle openings up to 71% smaller than traditional PEX Crimp Tools, contractors can now maneuver into tight spaces with ease. And, you'll always be prepared with a built-in Go/No-Go Gauge – a RIDGID exclusive.

- For use with ASTM F1807 copper crimp ring PEX tubing connections.
- Durable, glass-filled Polycarbonate E3™ Handles (Expert Engineered Ergonomics) provide increased comfort.
- Available in 1/2" and 3/4" sizes.
- Easily adjustable cam for tool calibration.
- Integrated Go/No-Go Gauge folds into handle for easy storage.

### Specifications

- Application – ASTM F 1807 black copper crimp rings and insert fittings

#### Traditional Tools

Catalog No.	Description	Length		Weight		Std. Pack
		in.	mm	lb.	kg	
23448	1/2" PEX Crimp Tool	14 1/4	361.95	2 7/8	1.3	1
23458	3/4" PEX Crimp Tool	14 3/4	374.65	2 7/8	1.3	1
23463	1" PEX Crimp Tool	15 1/4	387.35	3	1.4	1
23468	1/2" & 3/4" PEX Combo Tool	15 1/2	393.70	3 1/2	1.6	1

#### Close Quarters Tools

Catalog No.	Description	Weight		Std. Pack
		lb.	kg	
43853	1/2" Close Quarters Manual PEX Crimp Tools	2 1/10	1.0	1
43858	3/4" Close Quarters Manual PEX Crimp Tools	2 3/10	1.1	1

#### Accessories

Catalog No.	Description	Weight		Std. Pack
		lb.	kg	
23473	3/8"-3/4" ASTM F 1807 Gauge	1	0.5	1
23478	1" ASTM F 1807 Gauge	1	0.5	1
29583	ASTM F 2098 Gauge	1	0.5	1

# Press Snap™ Soil Pipe Cutter



## Press Snap™ Soil Pipe Cutter

The Press Snap™ Soil Pipe Cutter expands the capabilities of RIDGID® standard press tools by providing a fast and easy way to cut cast iron soil pipe. Without lengthy lever arms used by traditional soil pipe cutters, improved access is a snap. Simply connect the Press Snap cutter to a RIDGID press tool, wrap the chain around the pipe, and press.

- The Press Snap was ranked as one of Supply House Times' Top Products of 2009!
- No lengthy lever arms.
- Eliminates the need to score the pipe.
- Completes the cut in seconds.

## Specifications

- Compatibility – compatible with all RIDGID® Standard Press Tools (CT-400, 320-E, RP 330-B, RP 330-C, or RP 340).
- Capacity – cuts 1½" to 4" No Hub & Service Weight Soil Pipe.
- Standard Kit – Press Snap Cutter, case and operator's manual.

Catalog No.	Description	Weight		Std. Pack
		lb.	kg	
34403	Press Snap Soil Pipe Cutter Kit	12	5.5	1
34678	Case, Press Snap Soil Pipe Cutter	3.4	1.6	1



## Electrical Tools

- Battery-powered 3-in-1 electrical tool features interchangeable heads to cut wire, crimp lugs and punch holes.
- Manual electrical tools feature RIDGID® construction for long service life.

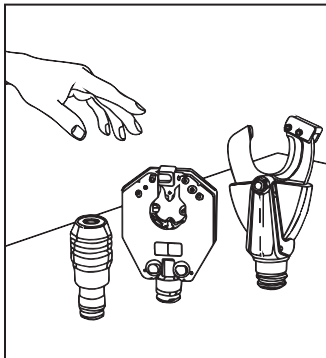


Type	No. of Models	Page
RE 6 Electrical Tool	4	11.3
Interchangeable Heads	4	11.4-11.5
Knockout Kits	5	11.6
Knockout Sets	2	11.7
Bolt Cutters	6	11.8
Cable Cutters	1	11.8
Cable Trimmers	2	11.9
Conduit Benders	6	11.9

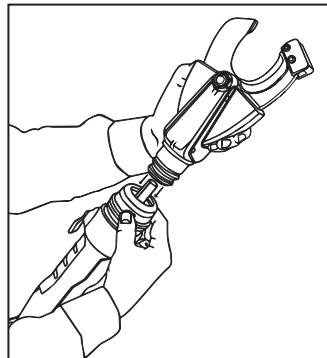
# The RIDGID® QuickChange System™




## How the RIDGID QuickChange System™ Works



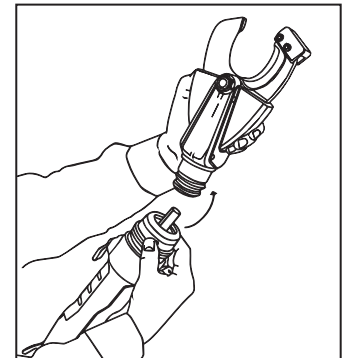
1. Select the appropriate interchangeable head for the job.



2. Pull back the collar and insert the head until you hear a click confirming the connection.



3. Complete the job—cut, crimp or punch.



4. Remove the head by pulling the movable collar toward the base of the tool.



# Battery-Powered Hydraulic Electrical Tools

**NEW**



## RE 6 Electrical Tool

Introducing the world's most versatile electrical tool, featuring the innovative 3-in-1 RIDGID® QuickChange System™.

### Benefits

- Cut wire, crimp lugs and punch boxes with just one tool via the patent-pending RIDGID QuickChange System.
- Eliminates trips back and forth to the truck searching for different tools.
- 3-in-1 tool saves valuable cargo space and comes in a single, easy-to-carry case.
- Inline design for easy, one-handed operation even in tight spots.
- Industry-leading service interval maximizes uptime on the job site.

### Specifications

- 6-ton hydraulic force output to cut and crimp up to 750 kcmil (MCM) and knockout punch up to 3.5".
- Automatic ram retraction when cutting and crimping.
- 360° head rotation increases maneuverability.
- Bright white LED workspace illumination light.
- Rubber overmolded grips for superior comfort and control.
- Nylon straps allow easy tethering or hoisting.
- Approximate cycle time – 5 seconds.
- Service interval – 32,000 cycles.
- Weight – 6.41 lbs (2.91 kgs) w/battery.
- Kit Includes – RE 6 electrical tool, (2) 18V advanced lithium 2 batteries, charger and blow-molded case; multiple head configurations available.

Catalog No.	Description	Weight		Std. Pack
		lb.	kg	
44343	RE 6 Electrical Tool Kit w/SC-60C Scissor Cutter, 4P-6 4PIN™ Dieless Crimp Head and PH-60B Punch Head*	30.4	13.8	1
44348	RE 6 Electrical Tool Kit w/SC-60C Scissor Cutter Head 4P-6 4PIN Dieless Crimp Head*	26.8	12	1
46828	RE 6 Electrical Tool Kit w/4P-6 4PIN Dieless Crimp Head	22	10	1
43518	RE 6 Electrical Tool Kit (No Heads)	19	8.4	1
46818	RE 6 Electrical Tool Only	6.41	2.91	1
46823	RE 6 Electrical Tool Case Only	9.45	4.3	1
43548	4P-6 4PIN Dieless Crimp Head Only	5.8	2.6	1
47763	PH-60B Knockout Punch Head Only	3.5	1.6	1
47918	SC-60C Cutter Head with Copper/Aluminum Wire Blades	4.75	2.15	1
49408	SC-60C Cutter Head with ACSR Blades	4.75	2.15	1
44693	18V Advanced Lithium 2 Battery	1.0	0.5	1
44698	18V Advanced Lithium 4 Battery	1.5	0.7	1
43458	Advanced Lithium Battery Charger	1.8	0.8	1
44798	Advanced Lithium Battery Charger Replacement Cord	0.3	0.1	1

\* Includes SC-60C Scissor Cutter Head for Copper/Aluminum Wire.

# Interchangeable Heads



## SC-60C SCISSOR CUTTER HEAD

The SC-60C Scissor Cutter Head, compatible with the exclusive RIDGID® QuickChange System™, delivers unparalleled efficiency to contractors and electricians.

### Benefits

- Interchangeable heads for cutting up to 750 kcmil (MCM) copper/aluminum wire or 477 kcmil (MCM) ACSR.
- 360° head rotation enables maneuverability in tight spaces.
- Combine with other heads in the RIDGID QuickChange System to maximize efficiency and productivity on the job site.

### Specifications

- Capacity and material: interchangeable heads available for cutting up to 750 kcmil (MCM) copper/aluminum building wire and 500 kcmil (MCM) copper fine stranded wire or up to 477 kcmil (MCM) ACSR.
- Interchangeable head is compatible with 6-ton RIDGID electrical tools featuring the RIDGID QuickChange System.
- Made from a high-strength steel alloy to increase durability and lifespan of scissor cutter head.
- Approximate cut time – 5 seconds.
- Weight – 4.75 lbs. (2.15 kg).
- Includes – SC-60C scissor cutter head with blades for Cu/Al cable and instruction sheet; available as stand-alone head or in an electrical tool kit.

Catalog No.	Description	Weight		Std. Pack
		lb.	kg	
47918	Cuts up to 750 kcmil (MCM) copper and aluminum building wire and 500 kcmil (MCM) copper fine stranded wire	4.75	2.15	1
49408	Cuts up to 477 kcmil (MCM) ACSR	4.75	2.15	1



## 4P-6 4PIN™ DIELESS crimp head

The 4P-6 4PIN Dieless Crimp Head, compatible with the exclusive RIDGID® QuickChange System™, delivers unparalleled efficiency to contractors and electricians.

### Benefits

- Crimps up to 750 kcmil (MCM) cable.
- Slim, ergonomic latching system allows tool to access tighter spaces.
- 360° head rotation increases maneuverability.
- Easy to use; no dies required.
- Combine with other heads in the RIDGID QuickChange System to maximize efficiency and productivity on the job site.

### Specifications

- Crimps #8AWG to 750 kcmil (MCM) copper lugs and 500 kcmil (MCM) aluminum cable or fine stranded wire.
- Interchangeable head is compatible with 6-ton RIDGID electrical tools featuring the RIDGID QuickChange System.
- Approximate crimp time – 5 seconds.
- Weight – 5.8 lbs. (2.6 kgs).
- Includes – 4P-6 4PIN dieless crimp head and instruction sheet; available as stand alone head or in a RE 6 tool kit.

Catalog No.	Description	Weight		Std. Pack
		lb.	kg	
43548	4P-6 4PIN Dieless Crimp Head Only	5.8	2.6	1

# Interchangeable Heads



## PH-60B KNOCKOUT PUNCH HEAD

The PH-60B Knockout Punch Head, compatible with the exclusive RIGID® QuickChange System™, delivers unparalleled efficiency to contractors and electricians.

### Benefits

- Effortlessly punch up to 3.5" holes without burdensome ratcheting or pumping.
- Compatible with knockout punch dies from RIGID and other manufacturers (sold separately).
- Combine with other heads in the RIGID QuickChange System to maximize efficiency and productivity on the job site.

### Specifications

- Capacity – Punches up to 3.5" holes in 12 gauge mild steel and 14 gauge stainless steel.
- Interchangeable head is compatible with 6-ton RIGID electrical tools featuring the RIGID QuickChange System.
- Approximate punch time – 5 seconds.
- Weight – 3.5 lbs. (1.59 kg).
- Includes – PH-60B knockout punch head, 2 draw bolts, 3 spacers, 1 drill bit and instruction sheet; available as standalone head or in a RE 6 Tool Kit.



*PH-60B accessory kit*



*PH-60B large capacity adapter*

Catalog No.	Description	Weight		Std. Pack
		lb.	kg	
47763	PH-60B Knockout Punch Head Only	3.5	1.6	1
47178	PH-60B Accessory Kit: Includes 3 spacers, 2 draw bolts and 1 drill bit (included with with 44343 and 46803)	1	0.5	1
49423	PH-60B Large Capacity Adapter (Required to punch 3.5" holes)	.25	0.1	1

# Knockout Kits



## Manual Knockout Kits

Hardened alloy steel drive screws equipped with H-D ball bearings provide ease of operation and long life. Double end ratchet wrench included in Model R739BB provides speed and convenience.

- H-D ball bearing drive screws.
- Sets include durable ABS storage case.
- 3 kits available, including deluxe ratchet drive.
- Precision-ground 3-point punch/die sets. Capacity to 2" in 10-gauge mild steel.

Catalog No.	Model No.	Description	Weight		Std. Pack
			lb.	kg	
31787	R735BB	1/2"-1 1/4" Ball Bearing Kit w/Case	6 1/4	2.80	1
31792	R737BB	1 1/2"-2" Ball Bearing Kit w/Case	7 1/2	3.30	1
31797	R739BB	1 1/2"-2" Ball Bearing Kit w/Ratchet Wrench & Case	11	5.00	1

### Accessories

Catalog No.	Model No.	Description	Weight		Std. Pack
			lb.	kg	
31802	-	3/8" Ball Bearing Bolt	1	0.40	3
31807	-	3/4" Ball Bearing Bolt	1 3/4	0.70	2
31817	-	5/8" x 1" Ratchet Wrench	1 1/2	0.70	1

## Hydraulic Knockout Kits

Combines ease of hydraulic operation and precision-ground knockouts to provide clean, quick holes. Available with foot or hand pumps.

- Powerful 11-ton hydraulic ram.
- Pumps equipped with internal safety relief valve.
- Ram and pump equipped with quick disconnect couplers.
- Precision-ground 3-point punch/die sets. Capacity to 4" in 10 gauge mild or 16 gauge stainless steel.



Catalog No.	Model No.	Description	Weight		Std. Pack
			lb.	kg	
23477	HKO-186	1/2"-2" Hydraulic Kit w/Hand Pump (Includes 2 Draw Bolts, Draw Bar, Spacers, 3' Hose)	31 3/4	14.30	1
24587	HKO-1810	1/2"-4" Hydraulic Kit w/Hand Pump	61 1/4	27.70	1

### Accessories

Catalog No.	Model No.	Description	Weight		Std. Pack
			lb.	kg	
17597	-	3/4" Draw Bolt (F/Hyd Sets 3/4"-4" P/D)	2 1/4	1.00	4
17602	-	3/8" Draw Bolt (F/Hyd Sets 1/2" P/D)	1/2	0.20	1
21847	-	3' Hyd Hose (Hand Pump)	3	1.40	1
21857	-	10' Hyd Hose (Foot Pump)	7	3.20	1
24537	8R111S	Ram (Same Ram - All Sets)	6 1/4	2.80	1
24542	H-18	Hand Pump with Elbow	10	4.50	1
24582	-	Spacer Group (Inc. Long, Med., Short Spacer)	1 1/4	0.50	1

# Knockout Sets



## No. KOPD-52

1/2"-2" Punch and Die Set with Case.

- Precision-ground 3-point punches.
- Tool steel tough dies.
- Sturdy case.

Catalog No.	Description
23487	No. KOPD-52 Set with 1/2", 3/4", 1", 1 1/4", 1 1/2", 2" Punches and Dies and Case



## No. KOPD-254

2 1/2"-4" Punch and Die Set with Case.

- Precision-ground 3-point punches.
- Tool steel tough dies.
- Sturdy case.

Catalog No.	Description
23492	No. KOPD-254 Set with 2 1/2", 3", 3 1/2", 4" Punches and Dies and Case

Conduit Size No.	Actual Hole Size		Punch Cat. No.	Punch Weight		Die Catalog No.	Die Weight		Hydraulic Kit Draw Bolt No.	Manual Kit Draw Bolt No.
	in.	mm		lb.	kg		lb.	kg		
1/2	7/8	22.5	17497	1/2	0.2	17547	1	0.5	17602	31802
3/4	1 1/8	28.3	17502	1/2	0.2	17552	3/4	0.3	17597	31807
1	1 3/8	34.6	17507	3/4	0.3	17557	1	0.5	17597	31807
1 1/4	1 11/16	43.3	17512	1 1/4	0.6	17562	1 1/2	0.7	17597	31807
1 1/2	1 13/16	49.7	17517	2 1/4	1.0	17567	2	0.9	17597	31807
2	2 1/16	61.8	17522	4	1.8	17572	3 1/4	1.5	17597	31807
2 1/2	2 15/16	74.4	17527	3 1/4	1.5	17577	3 1/4	1.5	17597	—
3	3 1/16	90.6	17532	5	2.3	17582	5 1/4	2.4	17597	—
3 1/2	4 1/16	103.2	17537	3 3/4	1.5	17587	3	1.4	17597	—
4	4 1/16	116.0	17542	5	2.3	17592	4 3/4	1.9	17597	—

# ELECTRICAL

## Bolt Cutters



### Bolt Cutters

- Hardened alloy steel jaws are designed and manufactured to assure the longest possible blade life.
- One-step internal cam mechanism provides the quickest and simplest way to keep the cutting blades precisely aligned.
- Handles and grips designed to allow greater mechanical advantage for crisp, controlled cutting.

Catalog No.	Model No.	Description	Capacity/Metals						Weight	
			Soft (15RC) <sup>1</sup>		Medium (31RC) <sup>2</sup>		Hard (42RC) <sup>3</sup>		lb.	kg
			in.	mm	in.	mm	in.	mm		
14213	S14	Center Cut	5/16	7.9	1/4	6.4	3/16	4.8	1 1/4	1.00
14218	S18	Center Cut	3/8	9.5	5/16	7.9	1/4	6.4	3 3/8	1.50
14223	S24	Center Cut	7/16	11.0	3/8	9.5	5/16	7.9	5 7/8	2.70
14228	S30	Center Cut	1/2	12.7	7/16	11.0	3/8	9.5	8 7/8	4.00
14233	S36	Center Cut	9/16	14.3	1/2	12.7	7/16	11.0	13 1/2	6.10
14238	S42	Center Cut	11/16	17.5	9/16	14.3	1/2	12.7	18 1/4	8.30

### Replacement Heads

Catalog No.	Description	Weight	
		lb.	kg
18363	S14 Head Assembly	7/8	1.0
18368	S18 Head Assembly	1 1/4	1.5
18373	S24 Head Assembly	2 1/4	2.7
18378	S30 Head Assembly	8 7/8	4.0
18383	S36 Head Assembly	13 1/2	6.1
18388	S42 Head Assembly	18 1/4	8.3

## Cable Cutters



### No. 1380 Cable Cutter

- The Model 1380 Cable Cutter is designed to shear-cut insulated aluminum and copper cable through 1 3/8" diameter and 750 MCM\*. Drop-forged, heat-treated, alloy steel jaws shear cable with minimum distortion of internal wires. Fitted with fiberglass-insulated handles and rubber grips.

\*Not intended for cutting steel or ACSR cable.

Catalog No.	Model No.	Description	Weight	
			lb.	kg
83350	1380	Aluminum and Copper Cable through 1 3/8" Diameter and 750 MCM	4 1/2	2.0



## Cable Trimmers



### No. 87 ACSR Cable Trimmer

RIDGID No. 87 ACSR Cable Trimmer for fast, accurate cable splice preparation.

- Trims 85 sizes of ACSR cable from 8 AWG to 1,780,000 circular mils (C.M.).
- Bushings for 9 popular cable sizes from 1/0 AWG through 1,780,000 C.M. available from stock.
- The operation of the tool is similar to that of a conventional tubing cutter.
- The bushing holder, cutter and handy carrying case are sold as one unit.
- Case contains storage sockets for 11 bushings. Twelfth bushing is stored in holder.

Catalog No.	Model No.	Description	Weight	
			lb.	kg
54135	87	ACSR Cable Trimmer, includes Bushing Holder, Cutter, and Carrying Case	9 <sup>1</sup> / <sub>2</sub>	4.30
54270	E-4695	Cutter Wheel	1	0.02

Catalog No.	Bushing No.	A.W.G. or C.M.	No. of Strands
54440	E-5761	2/0	6/1
54445	E-5762	2/0	6/1
54450	E-5763	4/0	6/1
54465	E-5766	266,800	26/7
54480	E-5769	336,400	26/7
54500	E-5773	397,500	26/7
54520	E-5777	477,000	26/7
54540	E-5781	556,500	26/7
54575	E-5788	636,000	54/7 24/7

## Conduit Benders



### Heavy-Wall Conduit Benders

- Designed for the larger sizes of heavy-wall conduit. This bender has hardened teeth for slip-resistant grip.
- Extra-long supporting socket minimizes handle breakage.
- Notch in radius protects conduit threads.

Catalog No.	Model No.	Capacity		Weight	
		in.	mm	lb.	kg
35230	B-1709	1/2	12	2 <sup>5</sup> / <sub>8</sub>	1.20
35235	B-1711	1/2 - 3/4	12 - 19	2 <sup>3</sup> / <sub>4</sub>	1.30
35240	B-1712	1 - 1 1/4	25 - 32	7 <sup>3</sup> / <sub>4</sub>	3.50

Handles not included



### Thin-Wall Conduit Benders

- Made of cast iron, these tools have exceptionally smooth side walls which grip conduit snugly to minimize distortion.
- Bending grooves conform to Standard Code Radii. Marks indicate 30°, 45°, 60° and 90° bends.

Catalog No.	Model No.	Description	Weight	
			lb.	kg
35215	B-1677	Bends 1/2" (12 mm) Thin-Wall Conduit to 4" (100 mm) Inside Radius	2 1/2	1.1
35220	B-1678	Bends 3/4" (19 mm) Thin-Wall and 1/2" (12 mm) Heavy-Wall Conduit to 5" (127 mm) Inside Radius	4 1/2	2.0
35225	B-1679	Bends 1" (25 mm) Thin-Wall and 3/4" (19 mm) Heavy-Wall Conduit to 6 1/2" (165 mm) Inside Radius	8 1/2	3.9

Handles not included



# DIAGNOSTICS, INSPECTION & LOCATING

## Diagnostics, Inspection & Locating

RIDGID® diagnostics offer products that set the standard in ruggedness and durability with the technology needed to finish a job. These products include:

- RIDGID SeeSnake® video inspection systems that are the standard for reliability and maneuverability.
- The NaviTrack® II and the NaviTrack Scout® locators that are the easiest to learn and use. Ideal for locating sondes.
- RIDGID hand-held inspection cameras that diagnose and solve problems in tight spaces.
- RIDGID hand-held diagnostic equipment that provides simple, quick and accurate readings.



Drain & Sewer Video Inspection	Pipe Diameter (in.)	Cable Length (ft.)	Page No.
SeeSnake Mini/ Self-Leveling Mini	1½ - 6	200	12.6
SeeSnake Standard	2 - 12	325	12.7
SeeSnake Self-Leveling	2 - 12	325	12.8
SeeSnake Max rM200	1½ - 6	200	12.9
SeeSnake Compact2	1½ - 6	100	12.10
SeeSnake microDrain™	1 - 3	65	12.11
SeeSnake microReel™	1½ - 5	100	12.12
SeeSnake nanoReel™	¾ - 2	85	12.13
CrossChek™	1¾ - 3	-	12.14
Monitors & Recorders	-	-	12.15-12.18

Digital Interfaces	Page No.
Laptop Interface	12.19

Hand-Held Video Inspection	Cable Length (ft.)	Camera Diameter (in.)	Page No.
micro CA-25	3	0.7	12.20
micro CA-100	3-30	0.7	12.21
micro CA-300	3-30	0.7	12.22

Hand-Held Diagnostics	Page No.
micro IR-100 Non-Contact Infrared Thermometer	12.24
micro LM-100 Laser Distance Meter	12.25
micro LM-400 Advanced Laser Distance Meter	12.26
micro CD-100 Combustible Gas Detector	12.27

Locating	Page No.
Index/Selection	12.28-12.29

Utility Locating	No. of Frequencies			Page No.
	Passive	Line Trace	Sonde	
SeekTech® SR-20	5	4	7	12.30
SeekTech® SR-24	-	-	-	12.31
SeekTech SR-60	5	8	7	11.32
Transmitters	-	-	-	12.33-12.34

Plumbing Locating	No. of Frequencies			Page No.
	Passive	Line Trace	Sonde	
NaviTrack® II	1	6	7	12.35
NaviTrack Scout®	1	3	4	12.36
Transmitters	-	-	-	12.37-12.38

# DIAGNOSTICS, INSPECTION & LOCATING

RIDGID® tools are profit machines. Each one gives you the easy-to-use features needed to get the job done right and quickly to increase job profitability. You can depend on the high quality they provide for long service life to optimize your investment. You can also depend on RIDGID to offer a wide selection of complementary choices and options to help your business attract new customers and keep old ones to grow your business volume.

From our popular line of SeeSnake® video inspection systems and digital visualization tools, SeekTech® and NaviTrack® utility and plumbing locators, and hand-held diagnostic tools – we offer the tools to help you increase revenues. See it for yourself.



## See It Video Inspection Equipment

No matter what you need to see into, around or behind, there is a RIDGID inspection system available. With a wide selection of cameras, push cables, reels and monitors, there is a system that meets your needs. Each one is easy to use and durable – traits that you have come to expect from RIDGID.

*See More Starting on Page 12.6*

## Record & Share It

### Digital Recording, Storing and Sharing

Recording and sharing inspection videos to streamline record keeping, communication with customers and collaboration has never been easier. Now you can view, store and share inspection videos on DVD, on a laptop, or on the Internet. More ways that RIDGID helps increase profitability, professionalism and efficiency.

*See More Starting on Page 12.15*





## Manage It

### Hardware and Software Digital Tools

A laptop interface for your SeeSnake® inspection system, powerful and full-function SeeSnake HQ inspection software are all available to increase productivity and profitability.

*See More Starting on Page 12.19*

## Diagnose It

### Hand-Held Measurement Tools

You can depend on RIDGID® diagnostic tools to provide the features and ease-of-use you need to speed a variety of measurement jobs. Each one includes easy-to-read LCD backlit displays that are designed to be easily seen indoors and outdoors.

*See More Starting on Page 12.24*

## Find It

### Locating Equipment




A full line of RIDGID locators and transmitters are available to meet your needs for fast and accurate identification of buried electric, cable, water, gas, oil, telecom, drain and sewer utilities. Each one is easy to use, offers the flexibility to meet various needs and is an ideal complement to RIDGID video inspection equipment.

*See More Starting on Page 12.28*

## Selection Overview

### SeeSnake® Reel and Camera Selection

For inspecting lines ¾" to 12" in diameter, there is no better choice than a SeeSnake cable reel and camera system. Each one offers ease-of-use, application-matched features and unmatched durability and longevity.

	SeeSnake Mini		SeeSnake		SeeSnake Max rM200	SeeSnake Compact2	SeeSnake microDrain™ D30/D65S	SeeSnake microReel™ L100/L100C	SeeSnake nanoReel N85S
	Mini Color Reel	Self-Leveling	Standard	Self-Leveling					
									
	14063	48488	14053	13988	42348	48093	37468	35183	40008
Applications	Industrial	Industrial	Industrial	Industrial	Industrial	Main Drain Lines	Toilets / Sinks / Lines	Lateral Drain Lines	HVAC/Utilities
PAGE NUMBER	12.6	12.6	12.7	12.8	12.9	12.10	12.11	12.12	12.13
Line Capacity	1½" to 6" 3.8 to 15 cm	1½" to 6" 3.8 to 15 cm	2" – 12" 5 – 30 cm	2" – 12" 5 – 30 cm	1½" to 6" 3.8 to 15 cm	1½" – 6" 3.8 to 15.2 cm	1" – 3" 32 – 76 mm	1½" – 4" 3.8 – 10.2 cm	¾" – 2" 1.90 – 5.08 cm
Maximum Run	200' / 61 m	200' / 61 m	325' / 99 m	325' / 99 m	200' / 61 m	100' / 30.48 m	65' / 20 m	100' / 30.48 m	85' / 25.9 m
Sonde Transmitter	512 Hz	512 Hz	512 Hz	512 Hz	512 Hz	512 Hz	Optional 512 Hz	512 Hz	512 Hz
Distance Measurement	Built-In Counter	Built-In Counter	Built-In Counter	Built-In Counter	Built-In Counter	–	–	Optional	–
<b>MECHANICAL</b>									
Weight (Excl Monitor)	24.5 lbs / 11.1 kg (reel)	24.5 lbs / 11.1 kg (reel)	53 lbs. / 19.5 kg	53 lbs. / 19.5 kg	34 lbs / 15.4 kg (reel)	16.6 lbs / 7.5 kg (reel)	8.6 lbs / 3.9 kg or 9.8 lbs. / 4.4 kg	10.3 lbs / 4.7 kg	9.5 lb / 4.1 kg
Reel Frame Diameter	20" / 51 cm	20" / 51 cm	32" / 81 cm	32" / 81 cm	20" / 51 cm	14" / 35.6 cm	12.75" / 32 cm	12.75" / 32 cm	12.75" / 32 cm
Camera Diameter	1.18" / 30 mm	1.18" / 30 mm	1.365" / 35 mm	1.365" / 35 mm	1" / 25 mm	1" / 25 mm	.87" / 22 mm	.98" / 25 mm	.61" / 15.5 mm
Camera Length	1.68" / 42 mm	1.68" / 42 mm	1.68" / 42 mm	1.94" / 48 mm	1.25" / 32 mm	1.68" / 42 mm	0.87" / 22 mm	1.48 / 38 mm	.88" / 22.5 mm
Push Cable Diameter	.31" / 8 mm	.31" / 8 mm	.44" / 11 mm	.44" / 11 mm	.30" / 7.5 mm	.26" / 6.6 mm	.33" / 8.3 mm	.26" / 6.6 mm	.25" / 6.3 mm
<b>ENVIRONMENTAL</b>									
Operating Temperature	32° to 104° F	32° to 104° F	32° to 104° F	32° to 104° F	-40° to 130°F	32° to 104° F	32° to 115° F	32° to 115° F	32° to 115° F
Waterproof Depth	330' / 100 m	330' / 100 m	330' / 100 m	330' / 100 m	225' / 69 m	225' / 69 m	266' / 81 m	266' / 81 m	225' / 69 m
Video Resolution	768(H) x 494(V)	768(H) x 494(V)	768(H) x 494(V)	768(H) x 494(V)	648(H) x 488(V)	768(H) x 494(V)	628(H) x 586(V)	628(H) x 586(V)	648(H) x 488(V)
Number of Pixels	410K	410K	410K	410K	410K	410K	410K	410K	250K
Lighting	6 LEDs	18 LEDs	6 LEDs	18 LEDs	6 LEDs	6 LEDs	6 LEDs	6 LEDs	3 High Flux LEDs



### Monitoring and Recording Selection

Innovation describes the line of RIDGID® monitors and recorders. The DVD*Pak* monitor, for example, features a sunlight readable display and DVD recording in a very compact package. Or, there's the micro CA-300 camera. It is a full-function monitor and recording tool for SeeSnake microDrain and microReel reels, yet it can be used with a cable-mounted camera to inspect areas as small as ¾".

	SeeSnake DVD <i>Pak</i> 2	CS6 <i>Pak</i>	CS10	CS6	micro CA-300 Camera
					
	32673	45163	39338	45143	37888
PAGE NUMBER	12.15	12.17	12.16	12.18	12.22
Recording Capability	Built In DVD	Digital Video / Images	Digital Video / Images	Digital Video / Images	Digital Video / Images
Screen Size	5.7" LCD	5.7" LCD	12.1" LCD	5.7" LCD	3.5" Color TFT
Screen Type	LCD	LCD	LCD	LCD	TFT
Battery	18 V LI	18 V LI	1 or 2 18V LI	18 V LI	3.7 V LI
Battery Runtime	2.5 to 3 hrs	2.5 to 3 hrs	4.5 hrs (2 batteries)	2.5 to 3 hrs	4 hrs
Integrated Line Trace	Yes	Yes	Yes	Yes	-
Sonde Control 512Hz	Push Button	Push Button	Push Button	Push Button	Yes
Lighting Controls	10 Level Digital	10 Level Digital	10 Level Digital	10 Level Digital	4 Level Digital
Screen Operating Range	32° F to 104° F	32° F to 104° F	32°F to 104°F	32° F to 104° F	32°F to 113°F
Recorder Operating Range	5°F to 95°F	14° to 158° F	14°F to 158°F	14° to 158° F	32°F to 113°F
Resolution	320 x 240	720 x 480	640 x 480	720 x 480	320 x 240

\* Recording accessory available. See page 11.13.






	<b>SeeSnake® LT1000/ LT1000M Laptop Interface</b>
	
	35983/36663
PAGE NUMBER	12.19
Recording Capability	Digital/DVD
File Formats	Multi-Format
Power Source	18V LI
Battery Runtime	5 hrs
Integrated Line Trace	Yes
Internet Accessibility of Video and Photos	No

## Recording, Interfacing, Archiving and Collaboration Selection






Would you like to connect your monitor to a micro CA-300 inspection camera to add complete digital capabilities? Or, transfer recordings to a laptop to burn DVDs, email images and video or store and share these files from one online location 24/7? There's a RIDGID® solution for each of these and more.

## Common Video Inspection Configurations – As Easy As 1, 2, 3


### STEP 1: PICK YOUR REEL

Standard SeeSnake Lines 2"-12" / 325' Length	SeeSnake Max rM200 Lines 1.5"-6" / 200' Length	microReel Lines 1.5"-4" / 100' Length	microDrain Lines 1"-3" / 65' Length	nanoReel Lines 3/4"-2" / 85' Length
14053 Color 200' 13988 Color Self-Leveling 200' 13998 Color Self-Leveling 325'	42348 Color 200'	35183 Sonde, Counter, SeeSnake Version 35188 Sonde, Counter, micro CA-300 Handheld Version	37468 Sonde, SeeSnake Monitor Version 37473 Sonde, micro CA-300 Handheld Version	40008 nanoReel N85S
				

### STEP 2: PICK YOUR MONITOR

SeeSnake DVD Pak2 5.7" LCD. DVD w/Video Out 18V Battery Power	CS10 12.1" LCD, Digital Video/Images	SeeSnake CS6Pak 5.7" LCD, Digital Video/Images	SeeSnake CS6 5.7" LCD w/Video Out 18V Battery Power	micro CA-300 Handheld Digital Recording & Monitoring (microDrain, microReel & nanoReel)
33198 DVD Pak2 with Battery & Charger	31338 CS10 with Battery & Charger	45158 CS6Pak with Battery & Charger	45138 CS6 with Battery & Charger	37888 micro CA-300 with Battery & Charger
				

### STEP 3: PICK YOUR RECORDING ACCESSORY

<b>LT1000 Laptop Interface</b> <b>Use Your Laptop to Monitor,</b> <b>Record &amp; Report</b>
35983 LT1000 or 36663 LT1000M with Battery & Charger


### (TOOL TIP)

RIDGID® Drain Cleaning Equipment – No matter what you need in a drain cleaning machine, there is a RIDGID product just right for you. From sink machines to drum, sectional, rodder and water jet machines, you can depend on RIDGID to have the right tool and accessories to meet your exact needs. Visit [www.RIDGID.com](http://www.RIDGID.com) for more information.

## Reels & Cameras



### SeeSnake® Mini Video Inspection System

RIDGID® SeeSnake video inspection systems offer unmatched reliability and performance in a ruggedized package. Each system offers:

- 100% hardened stainless steel camera head spring assembly for optimum durability.
- Rugged, high-intensity lights for exceptional viewing and long life.
- Flexible transmitters make locating easy and are compatible with RIDGID locators.
- Can be used with any SeeSnake monitor or recorder.
- 1 1/2" to 6" (3.8 - 15 cm) Lines up to 200' (61 m).
- Ideal for where portability and maneuverability are crucial: multi-story buildings, rooftops, confined areas, etc.

### Specifications

- Line Capacity – 1 1/2" to 6" (3.8 to 15 cm).
- Maximum Run – 200' / 61 m.
- Sonde – 512 Hz.
- Weight (Excl Monitor) – 24.5 lbs / 11.1 kg.
- Reel Frame Diameter – 20" / 51 cm.
- Camera Diameter – 1.18" / 30 mm.
- Camera Length – 1.68" / 42 mm.
- Push Cable Diameter – .31" / 8 mm.
- Operating Temperature – -4° to 104°F / -20° to 40°C.
- Waterproof Depth – 330' / 100 m.
- Video Resolution – 768(H) x 494(V).
- Number of Pixels – 410K.
- Lighting – 6 LEDs.

Catalog No.	Description	Voltage	Weight
		V	lb.
14063	200' Mini Color Reel (NTSC)	115	24.5
48488	200' Mini Color Reel (Self-Leveling)	115	34.5

### Accessories

Catalog No.	Description	Weight	
		lb.	kg
15828	SeeSnake Mini FleXmitter	1.0	0.0
17558	Color Spanner Wrench	0.2	0.1
31753	Count Plus Cable Counter	-	-
67307	SeeSnake Interconnect Cord 33/10' (10 m/3 m)	1.1	0.5
67312	SeeSnake 3" (75 mm) Centering Star Guides, Pkg of 20	0.7	0.3
93392	Mini Guide Hoop, Pkg of 4	0.2	0.1
97462	Color Mini Ball guides, Pkg of 6	0.4	0.2

### Replacement Parts

Catalog No.	Description
12248	18" System Cable with Dubbing Block
14083	Color Camera Head - NTSC (115V)
67322	100' (30 m) SeeSnake Mini Push Cable Assembly
67327	200' (61 m) SeeSnake Push Cable Assembly
48533	Color Camera Head - Self-Leveling NTSC (115V)

## Reels & Cameras



### SeeSnake® Standard Camera

RIDGID® SeeSnake video inspection systems offer unmatched reliability and performance in a ruggedized package. Each system offers:

- 100% hardened stainless steel camera head spring assembly for optimum durability.
- Rugged, high-intensity lights for exceptional viewing and long life.
- Flexible transmitters make locating easy and are compatible with RIDGID locators.
- Can be used with any SeeSnake monitor or recorder.
- 2" to 12" (5 - 30 cm) Lines up to 325' (99 m).
- Wide pipe diameter capacity range makes this system ideal for a wide range of inspection needs.

### Specifications

- Line Capacity – 2" - 12" (5-30cm).
- Maximum Run – 325' (99m).
- Sonde – 512 Hz.
- Weight – 53 lbs / 19.5 kg.
- Reel Frame Diameter – 32" / 81 cm.
- Camera Diameter – 1.365" / 35 mm.
- Camera Length – 1.68" / 42 mm.
- Push Cable Diameter – .44" / 11 mm.
- Operating Temperature – -4° to 104°F / -20° to 40°C.
- Waterproof Depth – 330' / 100 m.
- Video Resolution – 768(H) x 494(V).

Catalog No.	Description	Voltage	Weight	
		V	lb.	kg
14053	200' Color Reel (NTSC)	115	42.0	19.0
14058	325' Color Reel (NTSC)	115	53.0	24.0

### Accessories

Catalog No.	Description	Weight	
		lb.	kg
14078	Color Camera Head – NTSC (115V)	-	-
15323	SeeSnake Flexible In-Line Transmitter	0.6	0.3
17563	Color Spanner Wrench	-	-
31753	Count Plus Cable Counter	-	-
64497	SeeSnake 3" (75 mm) Centering Star Guides, Pkg of 20	-	-
64502	SeeSnake 6" (150 mm) Centering Star Guides, Pkg of 10	-	-
64627	SeeSnake Interconnect Cord – 33/10' (10 m / 3m)*	-	-
93387	SeeSnake Guide Hoop, Pkg of 4	-	-
97832	SeeSnake 3" (75 mm) Roller Dolly	-	-
97852	SS Ball Guides Pkg of 10	-	-

### Replacement Parts

Catalog No.	Description
12248	18" System Cable with Dubbing Block
14028	Color Self-Leveling Camera Head – NTSC (115V)
14033	Color Self-Leveling Camera Head – PAL (230V)
35103	200' SeeSnake Push Cable Assembly (Single Safety Cable)
35108	325' SeeSnake Push Cable Assembly (Single Safety Cable)

## Reels & Cameras



### SeeSnake® Self-Leveling Camera

RIDGID® SeeSnake video inspection systems offer unmatched reliability and performance in a ruggedized package. Each system offers:

- 100% hardened stainless steel camera head spring assembly for optimum durability.
- Rugged, high-intensity lights for exceptional viewing and long life.
- Flexible transmitters make locating easy and are compatible with RIDGID locators.
- Same features and specifications as the SeeSnake.
- Includes an always upright, self-leveling camera design.
- Also available in combination with a Mini-SeeSnake reel.

### Specifications

- Line Capacity – 2" - 12" (5-30 cm).
- Maximum Run – 325' (99 m).
- Sonde – 512 Hz.
- Weight – 53 lbs / 19.5 kg.
- Reel Frame Diameter – 32" / 81 cm.
- Camera Diameter – 1.365" / 35 mm.
- Camera Length – 1.94" / 48 mm.
- Push Cable Diameter – .44" / 11 mm.
- Operating Temperature – -4° to 104°F / -20° to 40°C.
- Waterproof Depth – 330' / 100 m.
- Video Resolution – 768(H) x 494(V).

Catalog No.	Description	Voltage	Weight	
		V	lb.	kg
13988	200' Self-Leveling Color Reel (NTSC)	115	42	19.00
13998	325' Self-Leveling Color Reel (NTSC)	115	53	24.00

### Accessories

Catalog No.	Description	Weight	
		lb.	kg
15323	SeeSnake Flexible In-Line Transmitter	0.6	0.3
17563	Color Spanner Wrench	-	-
31753	Count Plus Cable Counter	-	-
64497	SeeSnake 3" (75 mm) Centering Star Guides, Pkg of 20	-	-
64502	SeeSnake 6" (150 mm) Centering Star Guides, Pkg of 10	-	-
64627	SeeSnake Interconnect Cord – 33/10' (10 m / 3m)"	-	-
93387	SeeSnake Guide Hoop, Pkg of 4	-	-
97832	SeeSnake 3" (75 mm) Roller Dolly	-	-
97852	SS Ball Guides Pkg of 10	-	-

### Replacement Parts

Catalog No.	Description
12248	18" System Cable with Dubbing Block
14028	Color Self-Leveling Camera Head – NTSC (115V)
14033	Color Self-Leveling Camera Head – PAL (230V)
64607	200' (61 m) SeeSnake Push Cable Assembly
64612	325' (99 m) Standard SeeSnake Push Cable Assembly

## Reels & Cameras



### SeeSnake® MAX rM200 Camera System

The rM200 Camera System combines portability and versatility to make your drain inspections easy and efficient. The rM200 features a newly designed push cable for greater abrasion resistance and more efficient push-ability.

- Next Generation Push Cable and Improved Reel Mechanics make inspections easier than ever allowing you to push further with less effort.
- Ultra Compact Camera Head allows easier passage through tight turns while still illuminating pipes up to 8".
- Docking System allows you to attach monitors for easy transport and connected viewing.

### Specifications

- Cable Length – 200' (60 m).
- Camera Diameter – 1" (25 mm).
- Camera Length – 1.25" (3.2 cm).
- Line Capacity – 1.5" - 6" (38 mm -150 mm).
- Length – 20.8" (53 cm).
- Width – 13.8" (35 cm).
- Height – 24" (61 cm).
- Weight – 34 lbs (15.4 kg).
- Resolution – NTSC: 648 x 488; PAL: 768 x 576.

Catalog No.	Description	Weight	
		lb.	kg
42348	MAX rM200 Camera w/Transport NTSC	34	15.40

### Accessories

Catalog No.	Description
46708	rM200 Ball Guide 85mm
46713	rM200 Ball Guide 125mm

### Replacement Parts

Catalog No.	Description
45438	RM200 Self-Leveling Camera Head NTSC





# DIAGNOSTICS, INSPECTION & LOCATING

## Reels & Cameras



### SeeSnake® Compact2 Camera Reel

Big performance in a compact, durable package. Designed to inspect lines from 1.5" to 6" (3.8 cm to 15.2 cm), the Compact2 includes a 100' (30 m) push cable, 1" (2.5 cm) self-leveling camera head and sonde.

Snap the CS6Pak digital recording monitor into the Compact2's docking system and you're ready for the ultra-fast set-up. Simply power the system on, tilt the monitor to the desired viewing angle and you're ready to capture high quality images and video clips to a USB drive.

- Quick-release CCU docking system for fast, efficient job set-up.
- Flexible push cable for pushing ease through multiple tight turns.
- Self-leveling camera for a crisp, clear, in-pipe image that is always upright.
- Built-in sonde to locate a point of interest during the pipe inspection.

### Specifications

- Weight (without Batteries) – 16.6 lb (7.5 kg).
- Length – 25" (63.5 cm).
- Width – 14" (35.6 cm).
- Height – 17" (43.2 cm).
- Camera Type – 1" (2.5 cm) Self-Leveling.
- Resolution – 648 x 488 (NTSC), 768 X 576 (PAL).
- Light Source – 6 LEDs.
- Sonde – 512 Hz.
- Push Cable Length – 100' (30 m).
- Push Cable Diameter – 0.26" (0.6 cm).
- Push Cable Core – 0.14" (0.3 cm) Fiberglass.
- Push Cable Bend Minimum Radius – 2.5" (6.3 cm).
- Line Capacity – 1.5" to 6" (3.8 cm to 15.2 cm).
- Operating Temperature – 32°F to 104°F (0°C to 40°C).
- Storage Temperature – 14°F to 158°F (-10°C to 70°C).
- Ingress Protection without Monitor – IPx5.

Catalog No.	Description	Weight	
		lb.	kg
48093	SeeSnake Compact2 (Reel Only)	16.6	7.5
48113	SeeSnake Compact2 System w/1 Battery and 1 Charger	25.1	11.4
48103	SeeSnake Compact2 System	22.3	10.1

### SeeSnake Compact Accessories

Catalog No.	Description	Weight	
		lb.	kg
45158	CS6Pak Digital Recording Monitor	5.7	2.6
45163	CS6Pak w/2 Batteries and 1 Charger	9.5	4.3
45363	AC Battery Adapter	1.0	0.5
44693	18V Advanced Lithium 2.0Ah Battery	1.0	0.5
44698	18V Advanced Lithium 4.0Ah Battery	1.5	0.9
43458	Advanced Lithium Battery Charger (N. America)	1.8	0.8

### Replacement Parts

Catalog No.	Description	Weight	
		lb.	kg
48143	Compact2/CS6Pak Monitor Handle	0.7	0.3
48148	Compact2 Monitor Side Plate Spare Kit	1.3	0.6
48153	SeeSnake Monitor Side Plate Upgrade Kit	1.3	0.6



## Reels & Cameras



### SeeSnake® microDrain™ Video Inspection System

- 1" to 3" (32 – 76 mm) lines up to 65' (20 m)\*
- Passes multiple 90° bends in most 1.5" (40 mm) drain lines.
- SeeSnake microDrain™ video inspection system provides small size and maneuverability for small diameter and tight-turn radius inspections.
- Lightweight and compact design is one-half the size of popular inspection systems, easily stowed in a truck and carried onto the jobsite.
- Multi-monitor compatibility with existing SeeSnake monitors, or the micro CA-300 digital inspection camera.
- Durable and reliable construction with hardened stainless steel camera head spring assembly for a long service life as well as long lasting high-intensity lights for exceptional viewing.
- Ideal for inspections with tight turns such as toilet traps and P-traps.
  - \* 3" (76 mm) when used with a microEXPLORER or micro CA-300. 4" (100 mm) when used with a SeeSnake monitor.

### Specifications

- Camera Head – 0.86" (22 mm).
- Cable Length – 65' (20 m).
- Cable Diameter – 0.33" (8.3 mm).
- Line Capacity – 1¼" to ¾" (32 - 75 / 100 mm).
- Weight – 8.6 lbs. (3.9 kg), 9.8 lbs. (4.4 kg).
- Length – 13.25" (33.7 cm).
- Width – 6.6" (16.8 cm).
- Height – 14.2" (36.1 cm).
- Resolution – 628 x 586 NTSC.
- Ball guide – 2 Included.
- Sonde – Standard with 20 m microDrain, 512 Hz.
- Counter – NA.

### 65' (20m) microDrain w/Sonde

Catalog No.	Description	Weight	
		lb.	kg
37468	microDrain D65S Reel (SeeSnake) (NTSC)	9.8	4.4
37473	microDrain D65S Reel (CA300) (NTSC)	9.8	4.4
40788	microDrain D65S/micro CA-300 System (NTSC)	11.1	5.0

### Accessories

Catalog No.	Description	Weight	
		lb.	kg
33108	microReel Interconnect Cable for SeeSnake Monitor	0.6	0.3
33113	microReel Interconnect Cable for CA-300 Monitor	0.6	0.3
37483	microDrain D65S Drum Only NTSC	5.3	2.4
34318	microDrain Ball Guides (Standard Guide)	0.2	-
40593	microDrain Ball Guide Set (Standard + Pool)	0.2	-

(SeeSnake) = the reel containing the pushcable and camera head with a connection cable for a SeeSnake monitor  
 (CA-300) = the reel containing the pushcable and camera head with a connection cable for a CA-300 monitor

## Reels & Cameras



### SeeSnake® microReel Video Inspection System

- 1 1/2" to 4 / 5" (40 - 100 / 125 mm)\* lines up to 100' (30 m).
- Passes 90° bends in most 50 mm lines.
- SeeSnake microReel video inspection system provides small size and maneuverability for small diameter and tight-turn radius inspections.
- Lightweight and compact design is one-half the size of popular inspection systems, easily stowed in a truck and carried onto the jobsite.
- Multi-monitor compatibility with existing SeeSnake monitors, or the micro CA-300 digital inspection camera.
- Durable and reliable construction with hardened stainless steel camera head spring assembly for a long service life as well as long-lasting high-intensity lights for exceptional viewing.
- Stiffer push cable than microDrain to enable line inspections up to 100' (30m).

\* 4" (100 mm) when used with a microEXPLORER or micro CA-300. 5" (125 mm) when used with a SeeSnake monitor.

### Specifications

- Camera Head – 0.98" (25 mm).
- Cable Length – 100' (30 m).
- Cable Diameter – 0.27" (6.7 mm).
- Line Capacity – 1 1/2" to 4 5/8" (40 - 100 / 125 mm).
- Weight – 10.3 lbs. (4.7 kg).
- Length – 13.25" (33.7 cm).
- Width – 6.6" (16.8 cm).
- Height – 14.2" (36.1 cm).
- Resolution – 510 x 496.
- Ball guide – 2 included.
- Sonde – 512 Hz.
- Counter – Optional (L100C).

### 100' (30m) microReel L100 w/Sonde

Catalog No.	Description	Weight	
		lb.	kg
35133	microReel L100 (SS CCU) NTSC	10.30	4.70
35143	microReel L100 (CA300) NTSC	10.30	4.70
40798	microReel L100/micro CA-300 System NTSC	11.60	5.30

### 100' (30 m) microReel L100C w/Sonde and Counter

Catalog No.	Description	Weight	
		lb.	kg
35183	microReel L100C (SS CCU) Counter NTSC	10	4.70
35188	microReel L100C (CA300) Counter NTSC	10	4.70
40808	microReel L100C/micro CA-300 System NTSC	12	5.30

### Accessories

Catalog No.	Description	Weight	
		lb.	kg
33108	microReel Interconnect Cable for SeeSnake Monitor	0.65	0.31
33113	microReel Interconnect Cable for CA-300 Monitor	0.65	0.31
34623	microReel L100 Drum Only w/Sonde NTSC	5.50	2.50
35243	microReel L100C Drum Only NTSC	5.50	2.50
35338	microReel L100 Ball Guides (2 pack)	-	-

(SeeSnake) = the reel containing the pushcable and camera head with a connection cable for a SeeSnake monitor  
 (CA-300) = the reel containing the pushcable and camera head with a connection cable for a CA-300 monitor

## Reels & Cameras



### SeeSnake® nanoReel Industrial Video Inspection System

- ¾" to 2" (20 to 50 mm) Capacity up to 85' (25 m).
- Passes 90° bends in most 30 mm lines.
- The SeeSnake nanoReel opens up new possibilities in long run small diameter inspection needs. Applications where only bore scopes could reach can now be inspected using the nanoReel. Boiler tubes, supply lines, sprinkler systems, and a wide array of specialty applications can all be inspected using the new nanoReel.
- Small diameter and tight turn radius camera allows lines up to 85' (25 m) to be inspected with tight turns in 1" (25 mm) lines. Can pass 90° bends from 30 mm onwards in many piping systems.
- Lightweight and compact unit allows for easy transport and efficient storage.
- Interchangeable drums let you change out the inner drum depending on the application.
- L100/L100C – 1½" to 5" (40 - 125 mm) lines with a stiffer push cable allowing you to inspect lines up to 100' (30 m).
- D30 and D65S – Small diameter with tight turns, 1½" to 4" (40 - 100 mm) P-Traps, toilet traps, pool lines up to 65' (20 m).
- N85S – Ultra small diameter lines ¾" to 2" (20 - 50 mm) with tight turns for specialized applications.

### Specifications

- Camera Head – 0.62 (15.5 mm).
- Cable Length – 85' (25 m).
- Cable Diameter – 0.25 (6.3 mm).
- Line Capacity – ¾" to 2" (20 - 50 mm).
- Weight – 9.5 lbs. (4.1 kg).
- Length – 13.25" (33.7 cm).
- Width – 6.6" (16.8 cm).
- Height – 17.5" (44.5 cm).
- Resolution – 510 x 496.
- Ball Guide – 2 Included.
- Sonde – 512 Hz.
- Counter – NA.

Catalog No.	Description	Weight	
		lb.	kg
40818	nanoReel N85S / micro CA-300 System NTSC	10.8	4.7
39998	nanoReel N85S (CA-300) NTSC	9.5	4.1
40008	nanoReel N85S (SeeSnake) NTSC	9.5	4.1

(SeeSnake) = the reel containing the pushcable and camera head with a connection cable for a SeeSnake monitor  
 (CA-300) = the reel containing the pushcable and camera head with a connection cable for a CA-300 monitor



# DIAGNOSTICS, INSPECTION & LOCATING

## CrossChek™ Inspection System

The RIDGID® CrossChek allows you to visually inspect where you've bored before you install the new utility, helping you reduce the likelihood of undetected cross bores.

- Designed for bore slots 1.75" to 3" wide.
- Easily integrated into your current boring process.
- Keep digital video documentation of each inspection.
- Works in most soil types, including wet clay and dry sand.



Catalog No.	Description	Weight	
		lb.	kg
42323	CrossChek Rig (nanoReel)	4.0	-
42328	CrossChek Rig (microDrain)	4.0	-





# Monitors & Recorders

## SeeSnake® DVDPak2 Inspection Camera Monitor

The new SeeSnake® DVDPak2 Monitor lets you reliably monitor and record inspections in the most extreme conditions.

- Lightweight and Small – design makes carrying your tools to the job site and stowing your monitor easier than ever.
- Exceptional DVD Burning Reliability – takes the question out of what DVDs to use, and how to finalize correctly.
- Fully Weatherized Design – gives you superior job site durability.
- Lithium-Ion Battery Power – allows you to record inspections regardless of the availability of AC Power.

### Specifications

- Display – 5.7" LCD.
- Resolution – 320 x 240.
- Power Source – RIDGID 18V Advanced Lithium 2 Battery or AC Plug.
- Weight – 9.15 lbs. (4.2 kg).
- Length – 13.8" (35.1 cm).
- Width – 9.1" (23.11 cm).
- Height – 5.3" (13.5 cm).
- Input – Composite Video In, Built-In Microphone.
- Media Compatibility – DVD-R, DVD+R, DVD-RW, DVD+RW, DVD+R DL.



Catalog No.	Description	Weight	
		lb.	kg
32673	DVDPak2 Monitor Only – 5.7" LCD (115V)	8.0	3.6
33198	DVDPak2 Monitor w/Battery and Charger – 5.7" LCD (115V)	12.0	5.4

### Accessories

Catalog No.	Description	Weight	
		lb.	kg
44848	Set of (1) 2.0Ah Battery & (1) 120V Charger, NA	2 4/5	1.30
44853	Set of (2) 2.0Ah Batteries & (1) 120V Charger, NA	3 4/5	1.70

# Monitors & Recorders

## SeeSnake® CS10 Digital Recording Monitor

The CS10 Monitor combines RIDGID® durability with the easiest to use digital recording monitor in the industry. One touch recording allows you to record snapshots and video directly to a USB stick then hand it directly to your customer.

- USB Stick – recording lets you record digitally into a format that your customer can read on their computer.
- 12.1" Daylight Readable Display – allows you to easily monitor and record inspections in bright outdoor environments.
- Integrated Line Tracing – allows tracing the reel push cable with a RIDGID locator (requires a RIDGID transmitter).
- Multi Mode Recording – lets you take snapshots, record full frame video, and record in a lean video format called Auto-log (small files).
- Software Integrations – with SeeSnake HQ™ allow you to deliver your inspections in a wide array of formats from online to DVD.

### Specifications

- Weight – 13 lbs (5.9 kg).
- Length – 14.3" (36.3 cm).
- Width – 11.9" (30.2 cm).
- Height – 12.4" (31.5 cm).
- Display – 12.1" Daylight Readable LCD.
- Resolution – 640 x 480.
- Power Source – 1 or 2 RIDGID 18V Advanced Lithium Battery or AC Plug.
- Audio – Integrated Microphone and Speaker.
- Video – AVI 20FPS - 720 x 480.
- Image – JPG - 720 x 480.
- Transfer – USB stick.
- Software – Includes SeeSnake HQ Software.



Catalog No.	Description	Weight	
		lb.	kg
39338	CS10 Monitor w/2 Batteries and Charger (115V)	15.8	7.2
39328	CS10 Digital Recording Monitor (115V)	12.0	5.4

### Batteries and Chargers

Catalog No.	Description	Weight	
		lb.	kg
44848	Set of (1) 2.0Ah Battery & (1) 120V Charger, NA	2.8	1.3
44853	Set of (2) 2.0Ah Batteries & (1) 120V Charger, NA	3.8	1.7



# Monitors & Recorders



## SeeSnake® CS6Pak Monitor

Capture still images and video clips directly to a USB thumbdrive and generate high quality multi-media reports.

Both monitors have the same features and are compatible with all SeeSnake camera reels. The CS6 mounts to the SeeSnake MAX rM200 docking handle for easy transport and storage. The CS6Pak mounts to the Compact2 and can be quickly detached for convenient placement and storage.

The CS6 and CS6Pak have the same great software and reporting capabilities in two distinct form factors.

- One-touch recording - for fast, efficient documentation of inspection jobs
- Water-resistant keypad - for direct control of essential camera and monitor functions
- Daylight viewable display - for a crisp, clear in-pipe image
- SeeSnake HQ Software - to edit, archive, and deliver reports via print, DVD, or online
- On-screen keyboard - for adding custom job information and text notes.

## Specifications

- Weight – 3.6 lb (1.6 kg).
- Length – 14" (35.6 cm)
- Width – 7.6" (19.3 cm)
- Height – 10" (25.4 cm)
- Display – 5.7" Daylight Readable LCD.
- Resolution – 640 x 480 (VGA).
- Power Source – RIDGID 18V Advanced Lithium Battery or 18 V AC Power Adapter.
- Audio – Integrated Microphone and Speakers.
- Video – 720 x 480 H.264 NTSC (720 x 576 H.264 PAL).
- Image – 720 x 480 JPG NTSC (720 x 576 JPG PAL).
- Transfer – USB Thumb Drive.

Catalog No.	Description	Weight	
		lb.	kg
45158	CS6Pak Digital Recording Monitor	3.9	1.8
45163	CS6Pak w/2 Batteries and 1 Charger	7.9	3.6
45363	AC Adapter	1.0	0.5

## Monitors & Recorders

**NEW**



### SeeSnake® CS6 Digital Recording Monitor

- Fast, Efficient Results.
- Capture still images and video clips directly to a USB thumb drive and automatically generate high quality multi-media reports.
- Direct-to-USB recording – for fast, efficient documentation of inspection jobs.
- Water-resistant keypad – for direct control of essential camera and monitor functions.
- Daylight viewable display – for a crisp, clear in-pipe image.
- SeeSnake HQ Software – to edit, archive, and deliver reports via print, DVD, or online.
- On-screen keyboard – for basic titling and text entry.

### Specifications

- Weight – 3.6 lb (1.6 kg).
- Length – 14.2" (36.5 cm).
- Width – 6.5" (16.5 cm).
- Height – 5.1" (13.0 cm).
- Display – 5.7" Daylight Readable LCD.
- Resolution – 640 x 480 (VGA).
- Power Source – RIDGID 18V Advanced Lithium Battery or 18 V AC Power Adapter.
- Audio – Integrated Microphone and Speakers.
- Video – 720 x 480 H.264 NTSC (720 x 576 H.264 PAL).
- Image – 720 x 480 JPG NTSC (720 x 576 JPG PAL).
- Transfer – USB Thumb Drive.



Catalog No.	Description	Weight	
		lb.	kg
45138	CS6 Digital Reporting Monitor	3.60	1.60
45143	CS6 w/2 Batteries and 1 Charger	7.40	3.40

### Accessories

Catalog No.	Description	Weight	
		lb.	kg
44848	Set of (1) 2.0Ah Battery & (1) 120V Charger, NA	2 4/5	1.30
44853	Set of (2) 2.0Ah Batteries & (1) 120V Charger, NA	3 4/5	1.70



## Monitors & Recorders



### SeeSnake® Digital Laptop Interface

The SeeSnake LT1000 Laptop Interface allows you to leverage the power and flexibility of a laptop computer with your SeeSnake Mini or Standard drain inspection cameras and reels. It lets you use a laptop computer as a camera control unit to add powerful monitoring, recording, storage and communications capabilities.

- Ultimate Flexibility – in recording, monitoring, and reporting. Unlock the power of your laptop to monitor, record, and communicate.
- Clean Keys Control Pad – allows you to keep gloved hands off the laptop keyboard while controlling camera operation and recording during an inspection.
- Battery Powered Freedom – lets you perform inspections regardless of availability of AC power.
- Laptop Stabilization System – allows you to secure and stabilize your laptop and reel to protect it in the field (full LT1000 only).

### Specifications

- Power Source – RIDGID 18V Advanced Lithium Battery or AC Plug.
- Outputs – USB Video Stream, RCA Video and Audio.
- Controls – Sonde, Lights, Recording, Image Rotation, etc.

### LT1000

The full LT1000 System mounts directly onto your SeeSnake Mini or Standard reel giving you a stacked and stable platform with a single cord interface .

- Compatibility – All SeeSnake Mini and Standard Reels.
- Includes – SeeSnake HQ™ Monitoring/Recording Software, Reel Mounting Kit, 6' (1.8 m) USB Cable, 4 Reel Outriggers (for stability), AC Power Cable.

### LT1000M

The LT1000M is a detached interface that allows you to interface with any SeeSnake reel.

- Compatibility – All SeeSnake Reels.
- Includes – SeeSnake HQ Monitoring/Recording Software, 3' (90 cm) USB Cable, Micro Frame, AC Power Cable.

Catalog No.	Description	Weight	
		lb.	kg
35973	LT1000 Laptop Interface System (115V)	6.0	2.7
35983	LT1000 w/Battery and Charger Kit (115V)	7.4	3.3
36653	LT1000M Laptop Interface System (115V)	4.7	2.1
36663	LT1000M w/Battery and Charger Kit (115V)	6.0	2.7

### Batteries and Chargers

Catalog No.	Description	Weight	
		lb.	kg
43458	Advanced Lithium Battery Charger (N. America)	1 4/5	0.80
44693	18V Advanced Lithium 2.0Ah Battery	1	0.45

# Hand-Held Video Inspection



### micro CA-25 Digital Inspection Camera

The new RIDGID® micro CA-25 is a compact handheld inspection camera with a fixed 17 mm waterproof imager head for basic and short-range inspection jobs.

The micro CA-25 features a 17 mm aluminium imager head with 4 ultra-bright LED lights, bringing superior image quality to its 2.4" Color LCD Screen. It also features Video Out for transferring live images to external devices and 180° Digital Image Rotation for getting upright images. Included with the micro CA-25 in a hard shell plastic case are a hook, magnet, mirror and RCA cable.

### Specifications

- Display – 2.4" Color LCD (480 x 234 Resolution).
- Camera Head – 17mm diameter, aluminum construction.
- Lighting – 4 LEDs with adjustable brightness.
- Cable Reach – 3' (90 cm), not extendable.
- Video Output – 3' (90 cm) RCA Cable (included).
- Image Rotation – 180°.
- Waterproof – Camera Head & Cable to 3' (90 cm).
- Power Source – 4 AA Batteries.
- Accessories – Mirror, Hook & Magnet.



Catalog No.	Description	Weight	
		lb.	kg
40043	micro CA-25 Inspection Camera	4.7	2.1

### Replacement Parts

Catalog No.	Description	Weight	
		lb.	kg
37123	Mirror, Hook & Magnet for 17mm Camera Head	0.1	0.0

# Hand-Held Video Inspection



## micro CA-100 Inspection Camera

The new RIDGID® micro CA-100 Inspection Camera, the next evolution of the SeeSnake® micro Inspection Camera, allows you to perform more detailed visual inspections in even harder-to-reach areas. Its comfortable pistol-grip design, one-hand controls, and large screen make it easy to see into the tightest spots. The micro CA-100 comes standard with a rugged 0.7" (17 mm) anodized aluminum camera head with four super bright LEDs to see into the darkest areas. Easily rotate the active image counter-clockwise to see in any situation. With an available 6 mm camera accessory, the micro CA-100 Inspection Camera allows you to service and identify problems in more places. The RIDGID micro CA-100 Inspection Camera provides solutions whenever and wherever you need them.

### Specifications

- Display – 3.5" Color LCD (320 x 240 Resolution).
- Camera Head – 17 mm Diameter, Aluminum Construction.
- Lighting – 4 LEDs with Adjustable Brightness.
- Cable Reach – 3' (90 cm) expandable to 30' (9 m) w/optional extensions.
- Video Output – 3' (90 cm) RCA Cable (included).
- Image Rotation – Every 90°.
- Waterproof – Camera Head & Cable to 10' (3 m).
- Power Source – 4 AA Batteries.
- Attachments – Mirror, Hook & Magnet.

Catalog No.	Description	Weight	
		lb.	kg
36738	micro CA-100 Inspection Camera	5.5	2.5

### Accessories

Catalog No.	Description	Weight	
		lb.	kg
37108	Cable Extension 3' (90 cm)	0.8	0.3
37113	Cable Extension 6' (180 cm)	1.5	0.7
37098	6 mm Imager with 1 m Cable*	0.2	0.1
37093	6 mm Imager with 4 m Cable*	0.9	0.4
31128	Universal 3' (90 cm) Cable Extension	0.8	0.3

\*Not compatible with original micro inspection camera 25643 (rotary power switch design).

### Replacement Parts

Catalog No.	Description	Weight	
		lb.	kg
37103	17 mm Replacement Imager 3' (90cm)	0.7	0.3
37123	Mirror, Hook & Magnet for 17mm Camera Head	0.1	0.0



# Hand-Held Video Inspection



## micro CA-300 Inspection Camera

Documentation made easy with the new RIDGID® micro CA-300 Inspection Camera, the next evolution of the microEXPLORER®. Easily record still images and videos of problems in hard-to-reach areas and save these on the internal memory (235 mb) or the included 4 GB SD-card. Comfortable pistol-grip design, large screen and rugged anodized aluminum camera head with four bright LEDs make it easy to detect and diagnose the unreachable. Get the perfect view with enhanced features like image rotation and digital zoom. Besides the replaceable 3.7V Li-Ion battery, the micro CA-300 can also be powered with the included AC Adapter which is ideal for time consuming (drain) inspection jobs or when you simply run out of battery.

### Specifications

- Display – 3.5" Color LCD (320 x 240 Resolution).
- Camera Head – 17 mm Diameter, Aluminum Construction.
- Lighting – 4 LEDs with Adjustable Brightness.
- Cable Reach – 3' (90 cm) expandable to 30' (9 m) w/optional extensions.
- Image/Video Format – Still Image - JPEG (640 x 480) / Video - AVI (320 x 240 resolution).
- Video Output – 3' (90 cm) RCA Cable (included).
- Waterproof – Camera & Cable to 10' (3 m) when properly assembled.
- Power Source – 3.7V Li-Ion Battery / 5V AC Adapter.
- Image Rotation – 4 x 90°.
- Digital Zoom – Yes.
- Internal Memory – 235 MB.
- SD-card – Up to 32 GB (4 GB card included).
- Audio Recorder, Speaker, Headset – Yes, integrated.
- Included. – micro CA-300 with 17 mm imager, battery, charger, USB cable, hook, magnet and mirror accessories, RCA cable, AC adapter, headset with microphone, 4Gb SD card.

Catalog No.	Description	Weight	
		lb.	kg
37888	micro CA-300 Inspection Camera	5.5	2.5

### Accessories

Catalog No.	Description	Weight	
		lb.	kg
37098	6 mm Imager with 1 m Cable*	6/25	0.10
37093	6 mm Imager with 4 m Cable*	9/10	0.40
37108	Cable Extension 3' (90 cm)	3/4	0.30
37113	Cable Extension 6' (180 cm)	1 1/2	0.68
30208	Car Charger (DC) Adaptor	13/50	0.12
31128	Universal 3' (90 cm) Cable Extension	3/4	0.30

\*Not compatible with original micro inspection camera 25643 (rotary power switch design).

### Replacement Parts

Catalog No.	Description	Weight	
		lb.	kg
37103	17 mm Replacement Imager 3' (90cm)	0.7	0.3
37123	Mirror, Hook & Magnet for 17mm Camera Head	0.1	0.0
37083	micro CA-300 3.7 Li-Ion battery	0.2	0.1
37088	micro CA-300 3.7V Battery Charger	0.2	0.1



# Hand-Held Video Inspection



6 mm imager with 1 m cable



6 mm imager with 4 m cable



Mirror, hook and magnet for 6 mm camera head

## 6 mm Diameter Imager Head Accessory

- Nearly one-third the size of the standard camera head.
- Enables detailed inspections in very confined spaces.
- 4 LED lights provide clear images.
- Fully flexible cables for easy navigation.
- Sleek aluminum construction withstands demanding applications.
- Compatible with: RIDGID® micro CA-100, micro CA-300, microEXPLORER and SeeSnake micro\*.

## Specifications

- Camera Head – 6 mm Diameter, Aluminum Construction.
- Compatibility – RIDGID® micro CA-100, micro CA-300, microEXPLORER, and SeeSnake micro\*.

Catalog No.	Description	Weight	
		lb.	kg
37093	6 mm Imager with 4 m Cable*	0.9	0.4
37098	6 mm Imager with 1 m Cable*	0.2	0.1

*Includes: Hook, Magnet and Mirror Accessory*

*\*Not compatible with original micro inspection camera 25643 (rotary power switch design).*

## Replacement Parts

Catalog No.	Description
45358	Mirror, Hook & Magnet for 6mm Camera Head

## Test and Measurement



### micro IR-100 Non-Contact Infrared Thermometer

The RIDGID® micro IR-100 Non-Contact Infrared Thermometer provides simple, quick and accurate surface temperature readings at the push of a button. You simply squeeze the trigger and point the ultra-sharp dual Class II lasers at the surface being measured. The micro IR-100 provides an immediate temperature measurement on a clear, easy-to-read backlit LCD display. In addition to numerous other uses, this rugged and compact instrument enables professional tradesman to diagnose heating and ventilation problems, perform preventative monitoring of electrical motors and systems, troubleshoot steam traps and quickly check fuses or circuit breakers for overheating – all without contact.

- Ultra Sharp Dual Class II Lasers illuminate the surface being measured.
- Ergonomic Pistol Style Grip with rugged over molding allows you to keep a solid grip in the harshest of industrial environments.
- 20:1 Distance To Spot Ratio allows you to take more accurate measurements from long distances.
- Visual and audible alarms quickly alert you to temperatures outside of the ranges that you set.
- Bright Backlit Display which can be toggled on in poorly lit areas.
- Tripod Mount Capable for repeatable, precise temperature measurements.

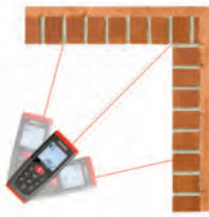
### Specifications

- Temperature Range – 59° to 1472°F (-50° to 800°C).
- Measurement Accuracy – 58°F ~68°F (-50°C ~20°C) ±4.5°F (2.5°C); 68°F ~1472°F (20°C ~800°C) ±1.0% or ±1.8°F (1.0°C).
- Response Time – Distance To Spot Ratio – 20:1.
- Temperature Display – Current temperature, max temperature.
- Measurement Units – Fahrenheit, Celsius.
- Power Source – Battery (1 x 9V).



Catalog No.	Model No.	Description	Weight	
			lb.	kg
36153	micro IR-100	Non-Contact Infrared Thermometer	0.5	0.20

## Test and Measurement



### micro LM-100 Laser Distance Meter

The RIDGID® micro LM-100 Laser Distance Meter provides simple, quick and accurate distance readings at the push of a button. Simply push the measurement button to turn on the ultra-sharp Class II lasers, point the device at the spot to be measured, and push the measurement button. The distance reading will appear on the easy-to-read LCD display. This rugged, compact, portable instrument enables professional tradesman to quickly determine run distances for bidding, distance of piping run, measuring trouble spots down the line, and quickly determine spacing for code compliance.

- Ultra Sharp Class II Lasers clearly highlight the point being measured.
- Exceptional distance range allows accurate measurements up to 164' (50 m).
- Adjustable units enable you to quickly read feet, inches or meters on the fly.
- Bright backlit display for use in poorly lit areas.
- Quick and accurate calculations on the spot.
- Displays the last three measurements, stores the last 20 measurements.
- Rubberized over-molding allows you to keep a solid grip.

### Specifications

- Measurement Accuracy –  $\pm 1/16"$ , (1.5 mm).
- Range – 164 ft (50 m).
- Measurement Units – Inches, feet, meters.
- Measurement Calculations – Area, Volume, and Indirect measurement calculations.
- Power Source – Batteries (2 x AAA).
- IP Rating – IP 54.

Catalog No.	Model No.	Description	Weight	
			lb.	kg
36158	micro LM-100	Laser Distance Meter	0.5	0.2

## Test and Measurement



### micro LM-400 Advanced Laser Distance Meter

- View, Store, and Share.
- Quick distance readings and advanced calculations at your fingertips. Connect to a smartphone or tablet to overlay measurements on a photo or sketch to share with others.
- Clearly view measurements on the large, backlit, 4-line display.
- Inclination angle measurement allows indirect measurements for hard to reach areas.
- Adjust units instantly to inches, feet, or meters.
- Bluetooth® connection to smartphones and tablets to view, store, and share data.
- Android® and iOS® Apps to overlay measurements onto a photo or sketch.

### Specifications

- Measuring Accuracy –  $\pm 1/16$  inch ( $\pm 1.5$ mm).
- Range – 229 feet (70 m).
- Measuring Units – inches, feet, meters.
- Angle Range –  $\pm 65^\circ$ .
- Angle Accuracy –  $\pm 0.5$ .
- Bluetooth Range – 33 ft (10 m).
- Ruggedness – IP 54 Dust Proof, Splash Proof.
- Memory Storage – 20 Measurements.
- Batteries – 2 x AA (Included).
- Auto. Shut-Off – After 3 Minutes of Inactivity.
- Includes soft carrying case and two AA batteries.



Catalog No.	Description	Weight	
		lb.	kg
36813	micro LM-400 Laser Distance Meter	0.44	0.22

### RIDGIDSKETCH

RIDGIDsketch is a tool for mobile devices that allows you to calculate and communicate measurements of your project. It can be used on its own or in conjunction with a RIDGID LM-400 Laser Distance Meter. The app will connect to your LM-400 via Bluetooth® and wirelessly receive the exact measurements from the device. RIDGIDsketch works in both drawing mode and photo overlay mode allowing you to develop precise room plans or annotate measurements within a photo.



RIDGID is the trademark of Emerson Electric Co. or its affiliates and is registered in the U.S. and elsewhere. All third-party trademarks are those of their respective owners.

The Bluetooth® word mark and logos are registered trademarks owned by Bluetooth SIG, Inc. and any use of such marks by Emerson Electric Co. is under license. Other trademarks and trade names are those of their respective owners.

iOS is registered trademark of Apple Inc.

Android and the Android logo are trademarks of Google Inc.



## Test and Measurement



### micro CD-100 Combustible Gas Detector

The RIDGID® micro CD-100 Combustible Gas Detector provides simple and quick readings to identify the presence of combustible gases. It is designed to detect Methane, Propane, Butane, Ethanol, Ammonia, Hydrogen and many other combustible gases. With adjustable sensitivity, even low-levels of gases can be detected in seconds.

The RIDGID micro CD-100 Gas Detector ensures proper gas line installations, checks for maintenance and repair needs, and quickly pinpoints combustible gas leaks.

- Rugged ergonomic design makes it comfortable to use, yet tough.
- Tri-Mode Detection™ gives the operator the flexibility to be alerted with a visual, audible or vibration alert which can be adjusted for your environment.
- Adjustable sensitivity settings provide precise leak locating with the touch of a button.
- 16" (40 cm) flexible probe allows location and detection of leak in hard-to-reach and confined spaces.
- Field replaceable sensor means more up-time and less time waiting for repairs.

### Specifications

- Detection Range – 0 to 6400 ppm (Methane).
- Alarm Sensitivity – 40 ppm (Methane).
- Calibration – Automatic.
- Alarms – Visual, Audible, Vibration.
- Power Source – Batteries (4 x AA).
- Gases Detected\* – Methane, Hydrogen, Propane, Ethylene, Ethane, Hexane, Iso-Butane, Benzene, Iso-Butane, Ethanol, Acetaldehyde, Toluene, P-Xylene, Methane, Ammonia, Hydrogen Sulfide.

\*Common mixtures that would include or emit more than one of these gases include natural gas, paint thinners, industrial solvents, dry cleaning fluids, and gasoline.



Catalog No.	Model No.	Description	Weight	
			lb.	kg
36163	micro CD-100	Combustible Gas Detector	1.0	0.45
31948	CD-100 RS	Replacement Sensor	-	-







# DIAGNOSTICS, INSPECTION & LOCATING

## Locating Equipment

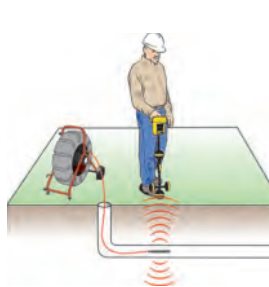
**RIDGID® Receivers** – RIDGID locating receivers feature an easy-to-use visual mapping display that allows you to locate utility lines and sondes/beacons with confidence. Use with a SeeSnake camera equipped with a sonde transmitter to locate the camera head during an inspection or use with a line transmitter to find buried utilities. These locators can also find flushable float sondes and remote transmitters attached to a push rod or drain cable.

	SeekTech SR-20	SeekTech SR-24	SeekTech® SR-60	NaviTrack® II	NaviTrack Scout®
					
	21893	44473	22163	96967	19238
PAGE NUMBER	12.30	12.31	12.32	12.35	12.36
Omni-Directional Mapping Display	Yes	Yes	Yes	Yes	Yes
User-Defined Frequencies	Yes up to 35 kHz	Yes up to 35 kHz	Yes - All Available	No	No
Number of Active Line Trace Frequencies	All up to 35 kHz	All up to 35 kHz	All up to 490 kHz	7	3
Sonde Frequencies	All up to 35 kHz	All up to 35 kHz	All up to 490 kHz	7	4
Passive Search	Omni-Seek (searches all passive bands at once)	Omni-Seek (searches all passive bands at once)	Omni-Seek (searches all passive bands at once)	50/60 Hz	50/60 Hz
Depth	Continuous	Continuous	Continuous	Continuous	Push Button
Weight w/batteries	3.5 lb.	4 lb.	5.1 lb.	5.1 lb.	3 lb.


**RIDGID Transmitters** – Accurately trace buried utilities by applying a signal with a RIDGID Line Transmitter. All transmitters have multiple frequency options and are capable of applying a signal by direct connection and induction. Powerful 5W and 10W transmitters apply a strong signal making for easier locates.

	SeekTech ST-33QR	SeekTech ST-510	SeekTech ST-305	NaviTrack	Brick
					
	26168	21903	21898	14818	20168
PAGE NUMBER	12.33	12.34	12.34	12.37	12.37
Max Power Output	5W	10W	5W	10W	5W
Digital Display	Yes	Yes	No	No	No
Line Trace Frequencies	All up to 490 kHz	5*	4	6	4
Inductive Frequencies	2	5*	3	6	4
Simultaneous Transmit 2 Line Frequencies	No	No	Yes	No	Yes
Weight w/batteries	11.1 lb.	9 lb.	2.5 lb.	9 lb.	2.5 lb.

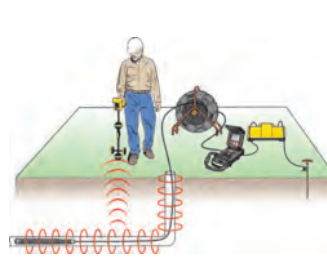
\* The ST-510 Transmitter can also be set to frequencies used by other manufacturers' equipment.



Find sondes/beacons.



Direct connect to utility lines.



Find plastic pipe with integral line trace.

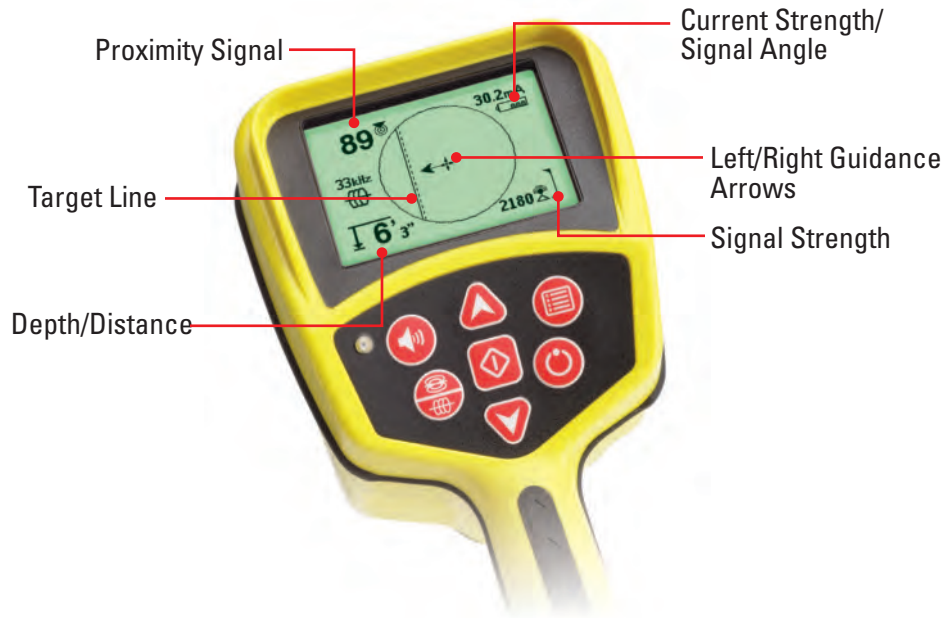


Induce a signal to locate utilities.



# SeekTech® Utility Line Locators

The large displays on SeekTech receivers give you the information you need when you need to locate with speed, accuracy and confidence.



## Performance

The mapping display confirms a good locate signal and identifies distortion in congested areas using:

- Target-Line – Guides the operator down the line and shows changes in direction.
- Left-Right Guidance Arrows – Points the operator to the target utility.
- Proximity Signal and Signal Strength – Helps the operator center the locator closer to the target for more confident locates.

## Other Features

- Continual Depth – Increases productivity by showing depth changes in real-time.
- Omni-Seek® – Increases accuracy and efficiency when searching in passive mode. Continuously searches passive power and radio bands to locate and avoid unknown metallic lines.
- User-Defined Frequencies – RIDGID SeekTech receivers can be configured with up to 30 user-defined frequencies.
  - SeekTech SR-60 locator can be set to any frequency between 10 Hz and 490,000 Hz making it a universal receiver.
  - SeekTech SR-20 locator can be set to any frequency between 10 Hz and 35,000 Hz.

## Comparison of Features

	SR-20 Locator	SR-24 Locator	SR-60 Locator	Conventional
Omni-Directional Mapping Display	Yes	Yes	Yes	No
User-Defined Frequencies (Competitor Frequencies)	Yes up to 35 K	Yes up to 35 K	Yes – All Available	Limited or No
Omni-Seek® (Simultaneous Multiple Line Trace)	Yes – All Passive Bands at Once	Yes – All Passive Bands at Once	Yes – All Passive Bands at Once	No
Depth	Continual	Continual	Continual	Push Button or Triangulation
Current Measurement	Continual	Continual	Continual	Push Button & Average
Distortion Indication On One Screen	Yes	Yes	Yes	No
Simultrace™ (Simultaneous Sonde & Line Trace)	No	No	Yes	No
Stereo Guidance (Using Headphones)	No	No	Yes	No
Integrated Bluetooth and GPS	No	Yes	No	No

## Utility Locating



### SeekTech SR-20 Locator

A lightweight yet rugged receiver that provides all the information needed for faster, more accurate locates.

- Target line and guidance arrows quickly identify distortion.
- Proximity signal and signal strength help work through difficult locates.
- Can trace any frequency from 10 Hz to 35,000 Hz.

### Specifications

- Active Line Trace Frequencies \* – 128 Hz, 1 kHz, 8 kHz and 33 kHz.
- Passive Power Trace – 50 Hz, 60 Hz, Passive Radio Trace – 4 kHz-15 kHz, 15 kHz-36 kHz.
- Sonde Frequencies \* – 16 Hz, 512 Hz, 640 Hz, 850 Hz, 8 kHz, 16 kHz, 33 kHz.
- Power Source – 4 C-Cell Batteries.
- Battery Life – Approximately 16 Hours.
- Weight – 3.5 lbs. (1.6 kg).

\* 30 user definable frequencies can be set from 10 Hz to 35,000 kHz.

Meets FCC Class A and EN 55022 Class A requirements.

Catalog No.	Description	Weight	
		lb.	kg
21893	SeekTech SR-20 Line Locator (Includes Case)	4.0	1.8
46918	KIT: SR-20 + ST305 + 4" CLAMP	8.5	3.8

### Accessories

Catalog No.	Description	Weight	
		lb.	kg
20973	SeekTech 4" (100 mm) Inductive Signal Clamp	2.00	0.90
21898	SeekTech ST-305 Transmitter	2.50	1.90

### Replacement Parts

Catalog No.	Description
22173	SR-20 Case



# Utility Locating



1. Wirelessly stream locating data to common Bluetooth® compatible GPS devices including offerings from Trimble® and Leica®. In addition, the SR-24 integrates with Spectrum XLI™ tools and software to streamline the collection and processing of GPS and GIS data.



2. Download the RIDGIDtrax App for your mobile phone or tablet and wirelessly stream locating and GPS data from the SR-24 to your device via Bluetooth.

With RIDGIDtrax, a user can select the type of utility being traced (water, gas, electric, etc.) and display depth and GPS position on a real-time map. A finished map can be saved and viewed inside the app or exported to a \*.KML file for use with popular GIS programs such as Google Earth™.



RIDGIDtrax



Download at [www.RIDGID.com/SR24](http://www.RIDGID.com/SR24)

3. Insert a microSD™ card into the SR-24 and log both locating and GPS data streams to the card.



## SR-24 LINE LOCATOR With Bluetooth® & GPS

The SR-24 is a precision utility locating instrument with GPS and Bluetooth® technology for easy integration with external data capture devices.

The SR-24's omnidirectional antennas capture the complete signal field, making it easy to acquire the signal and trace its path. The receiver displays the utility's position and direction on the display, providing an intuitive locating experience.

For added confidence, audio and visual warnings notify the operator if the shape of the signal field is being distorted so that appropriate action can be taken to avoid mismarking the utility's position.

### Benefits

- Large display shows the utility's estimated position, direction, and depth.
- Omnidirectional antennas capture the complete signal field for greater speed and accuracy.
- Built-In GPS track location coordinates for mapping and GIS applications.
- Bluetooth® technology stream data to smartphones, tablets, or high-precision GPS instruments.
- Smartphone/Tablet App map multiple tracks and waypoints and export to GIS software.

### Specifications

- Weight – (without Batteries) 3.3 lb (1.5 kg).
- Length – 11.2" (28.4 cm).
- Width – 4.3" (10.9 cm).
- Height – 31" (79 cm).
- Battery Type – 4x Size C, 1.5 V Alkaline, 1.2 V NiMH/NiCad.
- Operating Temperature – -4°F to 122°F (-20°C to 50°C).
- Storage Temperature – -4°F to 140°F (-20°C to 60°C).
- Programmable Line & Sonde Frequencies – Any from 10 Hz to 35 kHz.
- Default Active Line Trace Frequencies – 128Hz, 1kHz, 8kHz, 33kHz.
- Passive Power Frequencies – 50Hz, 60Hz.
- Passive Frequency Ranges – <4kHz, 4kHz – 15kHz, 15kHz – 30kHz.
- Programmable Line Trace Frequencies – Up to 35kHz.
- Sonde Frequencies – 16Hz, 512Hz, 33kHz.
- Wireless Technology – Bluetooth® Class 1.
- Wireless Range – 1093 yards (1000 meters).
- GPS Average Accuracy – Less than 2.5 m (8.2 ft).

Catalog No.	Description	Weight	
		lb.	kg
44473	SR-24 Line Locator with Bluetooth® and GPS	4	1.8

## Utility Locating



### SeekTech SR-60 Locator

For the fastest, easiest, most versatile receiver available.

Choose the SR-60 locator for fast confident locates even under tough locate conditions (poor conductors, poor soil conditions, poor grounding, etc.).

#### Versatility

- Can trace any frequency from 10 Hz to 490 kHz\*\*.
- Can trace energized lines and sondes (beacons) simultaneously.
- Has all the ease of use and accuracy of the SR-20 but with ALL locatable frequencies.

#### Specifications

- Active Line Trace Frequencies \* – 128 Hz, 1 kHz, 8 kHz, 33 kHz, 51 kHz, 93 kHz, 200 kHz, 262 kHz\*\*.
- Passive Power Trace – 50 Hz, 60 Hz, Passive Radio Trace – 4 kHz-15 kHz, 15 kHz-36 kHz.
- Sonde Frequencies \* – 16 Hz, 512 Hz, 640 Hz, 850 Hz, 8 kHz, 16 kHz, 33 kHz.
- Power Source – 4 C-Cell Batteries.
- Battery Life – Approximately 16 Hours.
- Weight – 5.1 lbs. (2.3 kg).
- Meets FCC Class A and EN 55022 Class A requirements.

\*30 user definable frequencies can be set from 10 Hz to 490 kHz.

\*\* Up to 93 kHz for devices sold in Europe.

Catalog No.	Description	Weight	
		lb.	kg
22163	SeekTech SR-60 Line Locator (Includes Case)	5.1	2.3

#### Accessories

Catalog No.	Description	Weight	
		lb.	kg
20973	SeekTech 4" (100 mm) Inductive Signal Clamp	2.0	0.9
21898	SeekTech ST-305 Transmitter	2.5	1.9

#### Replacement Parts

Catalog No.	Description
29798	SR-60 Case




# SeekTech® Utility Transmitters

RIDGID® offers a range of transmitters for tracing underground metallic pipes and cables.

All RIDGID transmitters generate a signal onto the buried cable in one of three ways:

- Direct connection using connection cords.
- Induction with the optional inductive signal clamp.
- Induction from the transmitter.

## Comparison of Features

	 <b>ST-33QR</b>	 <b>ST-510</b>	 <b>ST-305</b>
Direct Connect Frequencies	All	5**	4
Inductive Frequencies	2	4**	4
Competitors' Frequencies	User-Defined Frequencies	Factory Set	No
Simultaneous Transmit 2 Line Frequencies	No	No	Yes
Automatic Impedance Matching	Yes	Yes	Yes
Digital Output Level Display	Yes	Yes	No
Max Power Output	+5W*	10W	5W
Variable Power Setting	Low, Medium, High	Fully Adjustable	Low, Medium, High
Power Source	6 D-Cell Batteries	8 D-Cell Batteries	6 C-Cell Batteries
Battery Check	Continuous	Continuous	At Start-up
Weight (without batteries)	11.1 lb. / 5,0 kg	9 lb. / 4,1 kg	2.5 lb. / 1,9 kg
FCC & EN 55022 Requirement	Class A	Class B	Class A

\*When external power source is connected to the ST-33Q, or rechargeable batteries are used, up to 10 Watts nominal output power can be generated in direct connect mode.

\*\*Plus competitive frequencies.



### SeekTech ST-33QR Line Transmitter

The SeekTech ST-33QR Line Transmitter is the ideal transmitter for inducing current onto a target line.

- A powerful transmitter for inducing current onto a target line as well as direct connection.
- One of the most versatile transmitters available with any direct connect frequency between 10 Hz and 490 kHz\*.
- Power options include Lithium-Ion 18 V rechargeable battery, six D-cell batteries, or an external 10-28 VDC power source.


### Frequencies

- Direct Connect (factory default) – 128 Hz, 1 kHz, 8 kHz, 33 kHz, 93 kHz, 262 kHz\*.
- Direct Connect (user defined) – Any Frequency from 10 Hz – 490 kHz\*.
- Induction – 8 kHz or 33 kHz.

### Power

- Up to 10W when using 18V batteries or external power source, 5W when using D-cell batteries.

\* Up to 93 kHz for devices sold in Europe.



Catalog No.	Description	Weight	
		lb.	kg
26168	SeekTech ST-33QR Transmitter	11.1	5.0

### Accessories

Catalog No.	Description	Weight	
		lb.	kg
20973	SeekTech 4" (100 mm) Inductive Signal Clamp	2	0.90



## Utility Locating



### SeekTech ST-510 Line Transmitter

The SeekTech ST-510 Line Transmitter lets you energize metallic lines for tracing with a locator.

- Ten Watts of fully variable power output.
- LCD display provides instant visual feedback on line resistance and current flow.
- Two 25' (7,62 m) lead wires with heavy duty clips.
- Audio feedback confirms a good circuit before beginning a trace.

### Frequencies

- Direct Connect: – 128 Hz, 1 kHz, 8 kHz, 33 kHz and 262 kHz\*.
- Induction: – 1 kHz, 8 kHz, 33 kHz, 262 kHz\*.
- Competitor Frequencies: – available in both direct connect and induction.

\* Up to 93 kHz for devices sold in Europe.

Catalog No.	Description	Weight	
		lb.	kg
21903	SeekTech ST-510 Transmitter (10 watts)	8	3.4



### SeekTech ST-305 Line Transmitter

The 5 watt SeekTech ST-305 Line Transmitter lets you energize metallic lines for tracing.

- Lightweight and compact transmitter that delivers up to 5 Watts of power.
- Can transmit two frequencies simultaneously.
- Audio feedback confirms a good circuit before beginning a trace.

### Frequencies

- Direct Connect: – 1 kHz, 8 kHz, 33 kHz, 262 kHz\*.
- Induction: – 1 kHz, 8 kHz, 33 kHz, 262 kHz\*.

\* Up to 93 kHz for devices sold in Europe.

Catalog No.	Description	Weight	
		lb.	kg
21898	SeekTech ST-305 Transmitter	2.5	1.9



### SeekTech Inductive Signal Clamp

- Allows users to apply a signal to a cable or pipe when direct connection is not possible.
- Compatible with all RIGID® transmitters.

Catalog No.	Description	Weight	
		lb.	kg
20973	SeekTech 4" (100 mm) Inductive Signal Clamp	2	0.9



# NaviTrack® Locators

## NaviTrack II Locator

NaviTrack II locators provide unprecedented ease-of-use for locating underground pipes. NaviTrack II's advanced technology greatly reduces training time. You can learn to locate with NaviTrack II in minutes.

- Locates SeeSnake in-line transmitters, remote transmitters (sondes), and energized metallic lines.
- Transmitters can be approached from any direction for faster, more accurate locates.
- Locate can be easily verified using the large mapping display.
- Continuous depth measurement.

### Standard Equipment

- Navitrack Mark Chips, Pkg of 3.
- 22388 – NaviTrack II Carrying Case.

### Specifications

- Weight – 5 lb.
- Power Source – 4 C-Cell batteries.
- Battery Life – Approximately 16 hours.

### Standard Frequencies.

- Sonde – 16 Hz, 512 Hz, 640 Hz, 850 Hz, 8 kHz, 16 kHz, 33 kHz.
- Active Line Trace – 128 Hz, 1 kHz, 8 kHz, 33 kHz, 262 kHz.
- Passive AC Line Trace – 60 Hz, 50 Hz.



Kit shown without optional accessories

Catalog No.	Description	Weight	
		lb.	kg
96967	NaviTrack II Locator	5.1	2.3

### Accessories

Catalog No.	Description	Weight	
		lb..	kg
14818	NaviTrack Line Transmitter	8	3.40
16728	Remote Transmitter, 512-AAA	0	0.18
19793	Float Sondes (2), Plus Extra Battery	0	0.18
20168	NaviTrack Brick Transmitter	2	0.90

### Replacement Parts

Catalog No.	Description
12543	Marker Chips and Clip
22388	Navitrack 2 Case

## NaviTrack® Locators

### NaviTrack Scout® Locator

The NaviTrack Scout Locator is designed to solve the most demanding remote transmitter (sonde) locates using multi-directional locating technology.

#### Easier Locates.

- The NaviTrack Scout multi-directional antenna technology sees the entire signal all of the time. Simply maximize the signal strength and you have found the target. No nulls or false peaks to complicate the locate.

#### Accuracy.

- This locator verifies the locate position using a micro-mapping display to mark distinctive poles in front of and behind the target, insuring an accurate locate.
- Automatic Depth.
- Depth is automatically calculated and displayed when over the target.

#### Standard Equipment

- Navitrack Mark Chips, Pkg. of 3.
- 20248 – Scout Carrying Case.

#### Specifications

- Weight – 3 lbs (1,4 kg).
- Power Source – 4 C-Cell batteries.
- Battery Life – Approximately 24 hours.

#### Standard Frequencies.

- Sonde – 16 Hz, 512 Hz, 640 Hz, 874kHz and 33 kHz.
- Line Trace – 128 Hz, 1 kHz, kHz and 33 kHz.
- Passive AC Line Trace – 60 Hz, 50 Hz.
- Meets FCC Class B and EN 55022 Class B requirements.



Catalog No.	Description	Weight	
		lb.	kg
19238	NaviTrack Scout Locator	3.00	1.4

#### Accessories

Catalog No.	Description	Weight	
		lb.	kg
14818	NaviTrack Line Transmitter	7.50	3.40
16728	Remote Transmitter, 512-AAA	0.40	0.18
19793	Float Sondes (2), Plus Extra Battery	0.40	0.18
20168	NaviTrack Brick Transmitter	2.00	0.90

#### Replacement Parts

Catalog No.	Description
12543	Marker Chips and Clip
20248	Scout Carrying Case

# NaviTrack® Transmitters



## NaviTrack Line Transmitter - 10 Watt

- For tracing buried cable, TV lines, phone lines and other metallic lines which can carry an electromagnetic signal.
- Up to 10 watts of power output.
- Two 25' coiled connectors.
- Conductive ground rod.
- Inductive signal clamp (optional accessory).

### Specifications

- Frequencies – 128 Hz, 1 kHz, 8 kHz, 33 kHz – 10 Watt.
- 200 kHz, 262 kHz – 1 Watt output power.
- Power Source – 8 D-Cell Batteries.

Catalog No.	Description	Weight	
		lb.	kg
14818	NaviTrack Line Transmitter	8	3.4

### Accessories

Catalog No.	Description	Weight	
		lb.	kg
20973	SeekTech 4" (100 mm) Inductive Signal Clamp	2	0.90



## NaviTrack Brick - 5 Watt

- For tracing buried cable, TV lines, phone lines and other metallic lines which can carry an electromagnetic signal.
- Fully variable 5 watts of power output.
- Lightweight, easy to carry.
- Conductive ground rod.
- Two 10' connectors.

### Specifications

- Frequencies – 1 kHz, 8 kHz, 33 kHz, 262 kHz.
- Power Source – Six C-Cell Batteries.

Catalog No.	Description	Weight	
		lb.	kg
20168	NaviTrack Brick Transmitter	2	0.9

### Accessories

Catalog No.	Description	Weight	
		lb.	kg
20973	SeekTech 4" (100 mm) Inductive Signal Clamp	2	0.90

# NaviTrack® Transmitters



## Remote Transmitter (512 Hz Sonde)

- Can be attached to a drain cleaning cable or a water jet hose to locate the Remote Transmitter in a line.
- Flashing LED indicates that sonde is transmitting.
- Meets FCC Class B and EN 55022 Class B requirements.

Catalog No.	Description	Weight	
		lb.	kg
16728	Remote Transmitter, 512-AAA	0.4	0.18

## Accessories

Catalog No.	Description
19258	Adapter for 1¼" (32 mm) Sectional Cable
19263	Adapter for 5/8" & ¾" (16 mm & 20 mm) Drum Machine Cables
19268	Adapter for 7/8" (22 mm) Sec. & 1/2" (12 mm) Drum Machine Cables
19273	Adapter for 5/8" (16 mm) Sec. & 3/8" (10 mm) Drum Machine Cables



## Floating Transmitter

Floating Transmitters are used for locating underground structures like septic tanks.

- Ideal for locating septic tanks.
- 512 Hz signal.
- Flashing LED indicates that sonde is transmitting.
- Flushable.
- Battery-powered.
- Meets FCC Class B and EN 55022 Class B requirements.

Catalog No.	Description	Weight	
		lb.	kg
19793	Float Sondes (2), Plus Extra Battery	0.4	0.18

## Drain Cleaning

- Wide selection from a single source – “The Right Machine for Every Job”.
- A legacy of innovation and quality.



Type	No. of Models	Length (ft.)	Page
<b>Hand Tools</b>			
Toilet/Urinal Augers	4	3-6	13.6
Grappler Hook	1	6	13.7
Flat Sewer Tape	10	25-100	13.7
Hand Spinners	4	25-35	13.8-13.9
<b>Sink Machines</b>			
Auto-Clean™	1	30	13.9
K-40/K-45	18	25-35	13.10-13.13
<b>Drum Machines</b>			
Up to 4" Capacity	12	50-100	13.14-13.17
Up to 6" Capacity	3	50-200	13.18-13.19
Up to 8" Capacity	10	25-200	13.20-13.21
Up to 10" Capacity	9	25-250	13.22-13.23
<b>Open Bale Drum Machines</b>			
Up to 6" Capacity	1	100	13.24-13.25
<b>Sectional Machines</b>			
Up to 4" Capacity	16	Up to 175	13.26-13.29
Up to 8" Capacity	12	Up to 200	13.30-13.31
Up to 10" Capacity	11	Up to 300	13.32-13.35
<b>Rodder Machines</b>			
Up to 24" Capacity	2	Up to 500	13.36-13.37
<b>Water Jetting Machines</b>			
Up to 4" Capacity	4	25-200	13.38-13.39
Up to 6" Capacity	2	50-200	13.40-13.41
Up to 10" Capacity	2	35-300	13.42-13.43
<b>Pumps</b>			
Sump	9	–	13.44-13.45
Sewage & Effluent	5	–	13.46-13.50
Battery-Powered Backup Systems	4	–	13.50-13.51
Utility	7	–	13.51-13.54
AdvanTEXT™ Alarm System	2	–	13.54
Pump Accessories	4	–	12-55-13.56

# DRAIN CLEANING

## Hand Tools



	<b>Page</b>
Augers	13.6
Grappler Hook	13.7
Flat Sewer Tape	13.7
Hand Spinners	13.8-13.9

## Sink Machines

*Easily portable, compact and lightweight.*



<b>Application</b>	<b>Model</b>	<b>Page</b>
Bathroom/lavatory/kitchen sinks, tub/shower, urinal and laundry tub drains	Auto-Clean/ K-40/K-45	13.9 - 13.13

## Drum Machines

*Delivers high torque to clear obstructions*

- Power and torque
- Cable-saving features
- Superior maneuverability



<b>Application</b>	<b>Model</b>	<b>Page</b>
Bathroom/lavatory/kitchen sinks, tub/shower, urinal, laundry tub, roof vents and indoor floor drains	K-400	13.14
Bathroom/lavatory/kitchen sinks, tub/shower, urinal, laundry tub, roof vents and indoor floor drains	K-3800	13.16
House laterals/main drains/floor drains	K-6200	13.18
	K-750	13.20
Laterals, main lines, commercial lines	K-7500	13.24
	K-750R	13.22



## Sectional Machines



*High-speed cutting action to drill through obstructions.*

- Power and speed with cable control.
- Lightweight and portable.

Line Size	Application	Model	Page
¾" to 4"	Bathroom/lavatory/kitchen sinks, tub/shower, urinal, laundry tub, roof vents and indoor floor drains	K-50	13.26
1¼" to 4"	Sink lines, roof vents and floor drains	K-60SP	13.28
2" to 8"	Floor/secondary lines, laterals and main lines	K-1500	13.30
2" to 10"	Laterals and main lines, commercial lines	K-1500SP	13.32
2" to 10"	Laterals and main lines, commercial lines – gasoline engine powered for remote locations	K-1500G	13.34

## Rodder Machines



*Designed specifically for larger diameter lines.*

Line Size	Application	Model	Page
8" to 24"	Straight main work in municipalities, universities, institutions and industry	K-1000	13.36

## Water Jetters



*Water jetting machines are ideal for clearing grease, sludge or soap-clogged lines.*

Line Size	Application	Model	Page
1¼" to 4"	Sink lines/floor/secondary lines	KJ-1350 KJ-1750	13.38
1¼" to 6"	Sink lines/floor/secondary lines/laterals	KJ-2200	13.40
2" to 10"	Sink lines/floor/secondary lines/laterals/main lines	KJ-3100	13.42

## Pumps









*High quality, performance and dependability.*

Type	Features	Page
Sump	Compact and high performance	13.44
Sewage & Effluent	Available cellular monitoring	13.48
Backup Systems	Standard or advance notification	13.50
Utility	Corrosion-resistant dewatering duty	13.51
Alarm System	AdvanTEXT™ system for sewage & sump pumps	13.54
Accessories	Water sensor and check valves	13.55







# DRAIN CLEANING

## For Drain Guns, Sink Drums, and Small Line Sectional Machines









	Model	Length	Typical Application	Characteristics	Machines
5/16" (8mm)	 Bulb Auger C-1 C-21	25' 50'	Drain Lines 3/4" to 1 1/2". Kitchen Sinks, Lavatory Sinks, Bathtub Drains, Drinking Fountains and Urinals.	Hollow core cables that provide maximum flexibility for severe bends and "P" Traps.	K-25/K-26 (25' only) K-45 K-40 K-50*
	 Drop Head C-2 C-22	25' 50'	Drain Lines 3/4" to 1 1/2". Drop Head leads into down drain pipes, especially good for back-to-back mounted fixtures and severe bends.		
	 Inner Core w/ Bulb Auger C-11C C-131C	25' 35'	Drain Lines 1 1/4" to 2". Kitchen Sinks, Lavatory Sinks, Slop Sinks and Laundry Lines.	Inner core cables that provide good flexibility while resisting kinking.	K-25/K-26 (25' only) K-45, K-40 K-3800, K-50*
	 Inner Core w/ Drop Head C-21C C-231C	25' 35'	Drop Head leads into down drain pipes, especially good for back-to-back mounted fixtures and severe bends.		
3/8" (10mm)	 Male Coupling C-4 C-6 C-61C	25' 35' 35'	Drain Lines 1 1/4" to 2 1/2". Kitchen Sinks, Lavatory Sinks, Slop Sinks, and Disposal Waste Lines.	Flexible, yet tough 3/8" cable most commonly used after traps have been removed. C-61C slightly stiffer than C-6.	K-45 K-40 K-50*
	 Bulb Auger C-5	35'	Drain Lines 1 1/4" to 2 1/2". Kitchen Sinks, Lavatory Sinks, Slop Sinks, and Disposal Waste Lines.		

\*See Page 12.25 for Proper Adapter or Sink Drum.

## For Drum Machines




















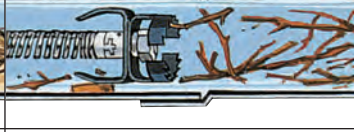












	Model	Length	Typical Application	Characteristics	Machines
3/8" (10mm)	 w/Inner Core C-31, C-31W C-32, C-32W C-33, C-33W	50' 75' 100'	Drain Lines 1 1/2" to 2 1/2". Kitchen Sinks, Lavatory Sinks, Slop Sinks and Laundry Stacks.	Good flexibility. As torque builds, outer spring tightens on wire core causing cable to stiffen and transfer greater torque to cutter.	K-400 K-3800
	 w/Inner Core C-44, C-44W C-45, C-45W C-46	50' 75' 90'	Drain Lines 2" to 4". Laundry Stacks, Roof Vents and Indoor Floor Drains.		
1/2" (12mm)	 w/Inner Core C-25, C-25HD C-26, C-26HD C-27, C-27HD C-24, C-24HD	25' 50' 75' 100'	Drain Lines 3" to 6". Floor Drains, Vents, and Laterals.	General purpose cable. Inner core provides greater stiffness under load.	K-750 K-6200 K-7500
	 w/Hollow Core C-27HC C-24HC	75' 100'	Drain Lines 3" to 6". Floor Drains, Vents, and Laterals.		
3/4" (20mm)	 w/Inner Core C-28 C-29 C-75 C-100	25' 50' 75' 100'	Drain Lines 4" to 10". Main Lines including Laterals.	Powerful cable used for heavy-duty blockages such as tree roots. Cable tightens on core to provide extra stiffness under load, delivering power to cutter.	K-750 K-7500
	 w/Hollow Core C-75HC C-100HC	75' 100'	Drain Lines 4" to 6". Main Lines including Laterals.		

## For Sectional Machines

	Model	Length	Typical Application	Characteristics	Machines
5/8" (16mm)	 C-7	7 1/2'	2" and 3" Floor Drains.	Tight wind cable providing good rigidity in a hollow core cable. Not for tree roots.	K-50, K-60SP
	 C-8	7 1/2'	Drain Lines 1 1/4" to 2". Ideal for proper cleaning of small lines.	Open wind cable that is more flexible than C-7. Open wind acts as an auger to thoroughly remove blockages in small lines.	K-50, K-60SP
	 C-9	10'	Drain Lines 2" to 4". Ideal for Floor Drains and Stacks.	Heavy-Duty open wind cable ideal for long runs in indoor lines.	K-50, K-60SP
7/8" (22MM)	 C-10	15'	Drain Lines 2" to 4". Rooftop Vent Stacks.	Standard all-purpose open wind. Excellent flexibility.	K-60SP K-1500A/B*
1 1/4" (32mm)	 C-11	15'	Drain Lines 3" to 8". Good for all around work. Easily negotiates 4" Traps.	Standard all-purpose open wind with 3/8" pitch. Flexible, yet rigid enough to do fast, tough root cutting.	K-1500A/B/& SP
	 C-12	15'	Drain Lines 4" to 10". Do not use through 4" "P" Traps.	Extra-heavy-duty open wind with 3/8" pitch. Designed for 4" to 10" long runs.	K-1500A/B/& SP
	 C-14	15'	Drain Lines 3" to 10". Do not use through 4" "P" Traps.	Heavy-duty open wind with 1/2" pitch. Especially good For 4" cleanout or 8" elbow entering in 4" to 10" line.	K-1500A/B& SP
	 C-15	15'	Drain Lines 3" to 6". Ideal for 4" Traps.	Extra-flexible open wind with 1/2" pitch. Lighter than C-11, slightly stiffer.	K-1500A/B

\*See Page 12.29 for Proper Jawset.

# DRAIN CLEANING

<p><b>Drop Head Auger</b> For cleaning back to back mounted fixtures e.g., sinks where cable needs to be led into down pipe.</p>  	<p><b>Straight Auger</b> For use in exploring and breaking up stoppages or returning sample to surface to determine correct tool.</p>  	<p><b>Funnel Auger</b> For use as second tool in line. Breaks up remains of stoppage left by straight auger.</p>  	<p><b>Hook Auger</b> For heavy and dense root stoppages in pipes that require hooking and breaking up.</p>  
<p><b>Retrieving Auger</b> For searching for cable which is broken or lost in line.</p>  	<p><b>Spade Cutter</b> For following up after augers have been used and to open up floor drains.</p>  	<p><b>Four Blade Saw Tooth Cutter</b> For blockages caused by hardened, glazed material such as chemical deposits.</p>  	<p><b>Grease Cutter</b> For lines which have become badly greased with detergents and have to be opened.</p>  
<p><b>Spiral Saw Tooth Cutter</b> For clearing any stoppage, roots, rags, sticks, etc.</p>  	<p><b>Saw Tooth Cutter</b> For cleaning lines blocked heavily with roots. Unique design permits cutter to be removed from damaged pipe without locking.</p>  	<p><b>Spiral Bar Cutter</b> For main sewers blocked by roots, leaf debris, sticks, sawdust, cloth, and sacking.</p>  	<p><b>Sharktooth Cutter</b> For use in cleaning pipes of general material clinging to pipe walls.</p>  
<p><b>Grease "C" Cutter</b> For grease blockage in lines leading from garbage disposal unit or waste pipe.</p>  	<p><b>Expanding Finish Cutters</b> For final removal of material adhering to walls and certain roots of fibrous nature.</p>  	<p><b>Chain Knocker</b> For use when vigorous action is required for cleaning of scale in pipes and boiler tubes.</p>  	<p><b>Flue Brush</b> For use for finish cleaning required of boiler tubes and heat exchangers.</p>  

**(TOOLTIP)**

Always start with a straight auger to try and determine what you are trying to clean. Then chose the correct cutter to clear the drain.

## DRAIN CLEANING

# Toilet/Urinal Augers



### K-1 Combination Auger

- Quickly opens urinal and floor drains.
- Breaks up hard and soft blockages
- Increased cable flexibility and kink resistance
- Dual powered – operate manually or attach a drill for maximum power.
- Telescoping design – provides longer cable.

### Specifications

- Pipe Capacity – Up to 2 1/2"

Catalog No.	Model No.	Description	Weight	
			lb.	kg
46683	K-1	K-1 Combination Auger	5	2.3



### K-3 and K-6 Toilet Augers


High quality tools in 3' (1 m) and 6' (2 m) lengths provide fast and safe clearing of toilet obstructions.

- Vinyl guard to protect porcelain.
- New durable, kink-resistant, 1/2" (12.7 mm) compression-wrapped Inner Core Cable.
- Large, ergonomically designed handles.
- Negotiate water-conserving toilets.

Catalog No.	Model No.	Description	Weight		Replac. Cables
			lb.	kg	
59787	K-3	3' (1 m) Toilet Auger w/Bulb Head	4 1/2	1.9	-
59797	K-6	6' (2 m) Toilet Auger w/Bulb Head	5 1/2	2.5	60362
59802	K-6 DH	6' Toilet Auger w/Drop Head	5 1/2	2.5	60367



# Grappler Hook



## K-5 Grappler Hook

- Retrieves rocks, tools, objects.
- Extends your reach 6' (2 m) for even the deepest traps.

Catalog No.	Model No.	Description	Weight	
			lb.	kg
59190	K-5	Grappler Hook	5	2.3
61820	K-5	Replacement Jaws	0	0.2

# Sewer Tape



## One-Piece Flat Sewer Tape

- Sizes and lengths for use on sewer and drain lines through 8" (200 mm) in diameter and up to 100' (30.4 m) in length.
- Carrier included with all except 25' (7.6 m) model.
- All models have a hand grip and a spear point at one end and roller ball at the other.

Catalog No.	Model No.	Width		Thickness		Length		Capacity		Weight	
		in.	mm	in.	mm	ft.	m	in.	mm	lb.	kg
62530	E-2724	1/2	12	1/16	2	25	7.6	3/4 - 1 1/2	20 - 40	3	1.4
62535	E-2725	1/2	12	1/16	2	50	15.2	3/4 - 1 1/2	20 - 40	6	2.7
62540	E-2726	1/2	12	1/16	2	75	22.8	3/4 - 1 1/2	20 - 40	9	4.1
62545	E-2727	1/2	12	1/16	2	100	30.4	3/4 - 1 1/2	20 - 40	12	5.4
62555	E-2729	3/4	20	1/16	2	50	15.2	2 - 4	50 - 110	8	3.6
62565	E-2731	3/4	20	1/16	2	100	30.4	2 - 4	50 - 110	18	8.2
62595	E-2737	3/4	20	1/8	3	50	15.2	4 - 6	110 - 150	16	7.3
62605	E-2739	3/4	20	1/8	3	100	30.4	4 - 6	110 - 150	34	15.4
62615	E-2741	1	25	1/8	3	50	15.2	4 - 8	110 - 200	22	10.0
62625	E-2743	1	25	1/8	3	100	30.4	4 - 8	110 - 200	45	20.4



# DRAIN CLEANING

## Hand Spinners



### K-26 Hand Spinner

- Ideal for users seeking excellent performance and value.
- Slip-resistant collet chuck that grips/ungrips cable with the flick-of-the-wrist.
- 5/16" x 25' hollow core cable with bulb head auger.
- Rotary molded plastic drum that won't rust or dent – cleans easily.
- Open drum design that permits access to cable and allows application of cable rust Inhibitor.

Catalog No.	Model No.	Description	Cable Diameter		Length		Weight	
			in.	mm	ft.	m	lb.	kg
59812	K-26	Hand Spinner w/C1 Bulb Head Cable	5/16	8.0	25	7.6	6	2.70



### K-25 Hand Spinner

For 3/4" (20 mm) to 1 1/2" (40 mm) Drain Lines.

- The professional's choice for many years, the Model K-25 Hand Spinner offers premium quality. It's the ideal tool for the user who demands the best.
- Premium-quality, precision machined, 3-jaw chuck to firmly secure cable. Releases cable with the flick-of-the-wrist.
- Cast aluminum ribbed hand grip that won't slip in your hand.
- Rotary molded plastic drum that won't dent or rust – cleans easily.
- Available in bulb head and drop head models. 5/16" (8 mm) x 25' (7.6 m) vinyl-wrapped inner core, kink-resistant cables.
- Well balanced for comfortable operation.
- Drum Capacity: 5/16" (8 mm) x 25' (7.6 m).
- Works through traps and bends in sinks, tubs, drinking fountains, lavatories, urinals, vent pipes.

Catalog No.	Model No.	Description	Cable Diameter		Length		Weight	
			in.	mm	ft.	m	lb.	kg
58890	K-25-BP	Hand Spinner with C-11C Bulb Auger Cable	5/16	8.0	25	7.6	8	3.6
58895	K-25-DH	Hand Spinner with C-21C Drop Head Cable	5/16	8.0	25	7.6	8	3.6



### Power Spin with AUTOFEED®

- Clears up to 1 1/2" (40 mm) lines.
- Pull trigger and turn handle, or add any variable speed (left / right) chuck drill machine for extra power.
- Cable self-feeds down drain.
- No mess. Hands don't touch cable.
- Equipped with 1/4" (6.3 mm) x 25" (7.6 m) cable with straight auger.

### Specifications

- In. x Ft. – 1/4" x 25' (6.3 mm x 7.6 m).
- Weight – 4.5 lbs (2.3 kg).



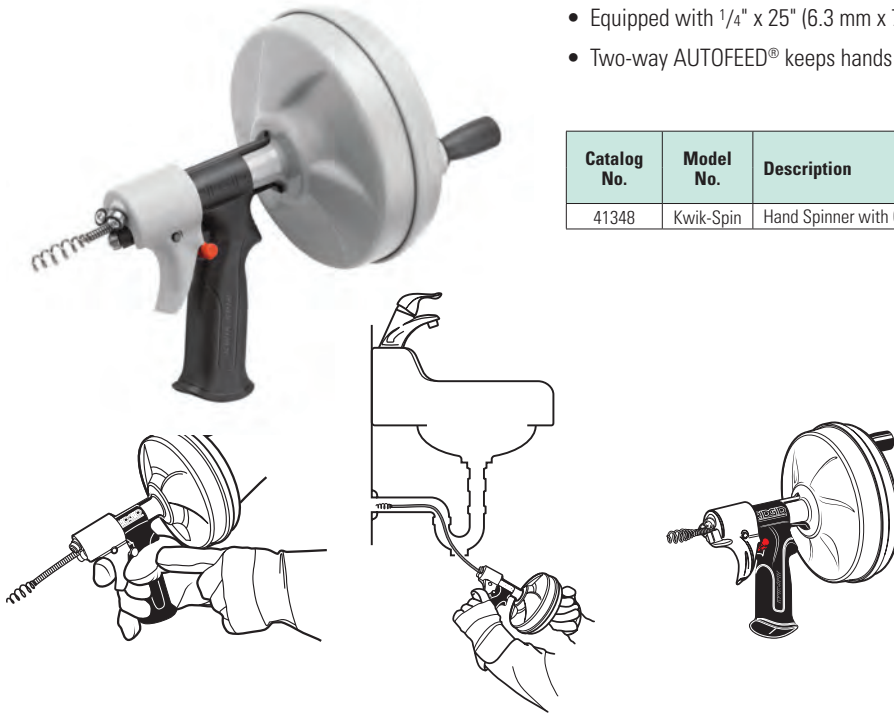
Catalog No.	Model No.	Description	Diameter		Length		Weight	
			in.	mm	ft.	m	lb.	kg
41408	Power Spin	Hand Spinner with Straight Auger	1/4	6	25	8	5	2.2
42163	MaxCore Cable	MaxCore Replacement Cable	1/4	6	25	8	3	1.4



# Hand Spinners

## Kwik-Spin® Hand Spinner with AUTOFEED®

- Light-duty product for drains up to 1½" (40 mm).
- Comfortable hand grip eases effort.
- Equipped with ¼" x 25" (6.3 mm x 7.6 m) Maxcore cable with straight auger.
- Two-way AUTOFEED® keeps hands and work area clean.



Catalog No.	Model No.	Description	Diameter		Length		Weight	
			in.	mm	ft.	m	lb.	kg
41348	Kwik-Spin	Hand Spinner with C-11C Bulb Auger Cable	¼	6.3	25	7.6	3.5	1.6

# Sink Machines

## Auto-Clean™/K-30 Sink Machine

- Clean – Cable contained inside guide hose – minimizes clean-up of hands, work areas and fixtures.
- Immediate Results – Strong, durable MAXCORE® 50 cable for tough blockages.
- Guide Hose – Cable contained in guide hose –minimizes clean-up of hands, work area and fixtures.
- AUTOFEED® – Conveniently powers cable down drain and through blockages. Aluminum paddles advance cable 20% faster.
- MAXCORE™ 50 Cable – Includes ¼" x 30' Inner core cable for increased strength and longer life. Provides 50% more cleaning power for tough blockages.

### Specifications

- Motor Rating – 115V, single phase, AC 1.1 Amp, 60Hz.
- Motor Operating Speed – 450 RPM.
- Cable – ¼" x 30' MAXCORE™ 50.
- Line Capacity – ¾" - 1½".
- CSA approved



Catalog No.	Model No.	Description	Cable Diameter		Cable Length		Weight	
			in.	mm	ft.	m	lb.	kg
34963	Auto-Clean	Auto-Clean Sink Machine	¼	6	30	9	10	4.50
34893	Auto-Clean	Replacement Cable	¼	6	30	9	½	0.60

# DRAIN CLEANING

## Sink Machines



### K-40 Sink Machine





For 3/4" (20 mm) to 2 1/2" (75 mm) Drain Lines.

- The Model K-40 Sink Machine is ideal for cleaning small secondary drain lines from 3/4" (20 mm) to 2 1/2" (75 mm).
- 1/4" (6 mm) cables best for 3/4" (20 mm) to 1 1/2" (40 mm) lines.
- 5/16" (8 mm) cables best for 3/4" (20 mm) to 1 1/2" (40 mm) lines.
- 3/8" (10 mm) cables best for 1 1/4" (40 mm) to 2 1/2" (75 mm) lines.
- The K-40 sits flat on the floor or countertop and also tips onto its back for easy access to sink drains and bathtubs full of water. The K-40 practically eliminates job site cleanup thanks to the patented Guide Hose two-way AUTOFEED®. It completely contains the rotating cable and eliminates any waste water splashing or spraying.
- 175 W induction motor quietly delivers enough torque to clear even the toughest blockages.
- Premium-quality, compression-wound inner core cable combines strength and flexibility to resist kinking.
- Two-piece "twist lock" drum housing will not dent or corrode and allows easy access to the inner drum and cable.
- Special inner drum design virtually eliminates cable flip-over inside the drum and drum leakage.
- Two-way AUTOFEED advances and retrieves the drain cleaning cable with a simple push of a lever keeping you and the work area clean.
- Includes RIDGID® drain cleaning gloves and operator's manual.

Catalog No.	Model No.	Description	Voltage		Weight	
			V	lb.	kg	
71702	K-40	Machine with: C-131C, 5/16" x 35' (10.7m) Cable w/Inner Drum	115	29	13	
71722	K-40AF	Machine with: AUTOFEED, Guide Hose, Mounting Bracket, C-131C SB, 5/16" x 35' (10.7m) Speed Bump Cable w/Inner Drum	115	33	15	
71727	K-40	Machine with: C-131C, 5/16" x 35' (10.7m) Cable w/Inner Drum	230	29	13	
71732	K-40AF	Machine with: AUTOFEED, Guide Hose, Mounting Bracket, C-131C SB, 5/16" x 35' (10.7m) Speed Bump Cable w/Inner Drum	230	33	15	
78347	K-40B AF	Battery Powered Machine with: AUTOFEED, Guide Hose, Mounting Bracket, C-131C SB, 5/16" x 35" (10.7m) Cable w/Inner Drum, (2) 14.4V Battery Packs, 14.4V Battery Charger	-	24	11	










## Cables




	Catalog No.	Model No.	Description	Weight	
				lb.	kg
	50647	S-1	1/4" (6 mm) x 15' (4.6 m) with Funnel Auger	2 1/4	1
	50652	S-2	1/4" (6 mm) x 25' (7.6 m) with Funnel Auger	3 1/2	2
	50657	S-3	1/4" (6 mm) x 35' (10.7 m) with Funnel Auger	5	2
	62225	C-1	5/16" (8 mm) x 25' (7.6 m) with Bulb Auger	3 1/2	2
	56782	C-1IC	5/16" (8 mm) x 25' (7.6 m) Inner Core with Bulb Auger	4	2
	89400	C-21	5/16" (8 mm) x 50' (15.2 m) Inner Core with Bulb Auger	7	3
	56792	C-131C	5/16" (8 mm) x 35' (10.7 m) Inner Core with Bulb Auger	5 1/2	2
	95847	C-131CSB	35' (10.7m) Inner Core Speed Bump with Bulb Auger	5 1/2	2
	62235	C-2	5/16" (8 mm) x 25' (7.6 m) with Drop Head Auger	3 1/2	2
	56787	C-2IC	5/16" (8 mm) x 25' (7.6 m) Inner Core with Drop Head Auger	4	2
	89405	C-22	5/16" (8 mm) x 50' (15.2 m) with Drop Head Auger	7	3
	56797	C-231C	5/16" (8 mm) x 35' (10.7 m) Inner Core with Drop Head Auger	5 1/2	2
	62245	C-4	3/8" (10mm) x 25' (7.6 m) with Male Coupling	4 1/2	2
	62250	C-5	3/8" (10mm) x 35' (10.7 m) with Bulb Auger	8 1/4	4
	62260	C-6	3/8" (10 mm) x 35' (10.7 m) with Male Coupling	8 1/4	4
	96037	C-6IC	3/8" (10mm) x 35' (10.7 m) Inner Core with Male Coupling	8 1/2	4



## Tools

	Catalog No.	Model No.	Description	Replac. Blade(s)
	62990	T-201	Straight Auger, 5" (125 mm) Long	-
	62995	T-202	Bulb Auger, 1 1/8" (29 mm) O.D.	-
	63000	T-203	Bulb Auger 7/8" (22 mm) O.D.	-
	54837	T-204	"C" Cutter 1" (25 mm)	54832
	63005	T-205	"C" Cutter, 1 3/8" (35 mm)	97835
	63010	T-206	Funnel Auger, 3" (80 mm) Long	-
	63030	T-210	Spade Cutter, 1" (25 mm)	97905
	63035	T-211	Spade Cutter, 1 3/8" (35 mm)	97825
	63040	T-212	Spade Cutter, 1 3/4" (45 mm)	92850
	63045	T-213	4-Blade Cutter, 1" (25 mm)	97795
	63050	T-214	4-Blade Cutter, 1 3/8" (35 mm)	97910
	63055	T-215	4-Blade Cutter, 1 3/4" (45 mm)	97915
	63065	T-217	Drop Head Auger, 4" (110 mm) Long	-
-	55457	T-225	Retrieving Auger	-
-	48482	T-250	Tool Set includes: T-203, T-205, T-210, T-217, A-13	-

## Accessories

	Catalog No.	Model No.	Description
-	26558	A-40AF	AUTOFEED Assembly & Guide Hose for K-40 Includes Mounting Bracket
-	23913	A-39AF	Replacement AUTOFEED Cartridge
	71757	A-40G	Guide Hose
-	72702	A-40B	Mounting Bracket
-	83407	-	14.4V Battery Pack
-	83417	-	115V Charger
-	71847	-	Torque Arm
-	68917	-	K-45 Inner-Drum
-	76597	-	Top Roller Bearing Housing Assy.
-	76817	-	C-6 Cable Kit incl. Inner Drum, C-6 Cable Torque Arm, T-250 Tool Set
-	98072	-	C-6IC Cable Kit including: Inner Drum, C-6IC Cable, Torque Arm, T-250 Tool Set
	41937	-	RIDGID Leather Drain Cleaning Gloves
	70032	-	RIDGID PVC Drain Cleaning Gloves

# DRAIN CLEANING

## Sink Machines



### K-45 Sink Machine

For 3/4" (20 mm) to 2 1/2" (75 mm) Drain Lines.

- 1/4" (6 mm) cables best for 3/4" (20 mm) to 1 1/2" (40 mm) lines.
- 5/16" (8 mm) cables best for 3/4" (20 mm) to 1 1/2" (40 mm) lines.
- 3/8" (10 mm) cables best for 1 1/4" (30 mm) to 2 1/2" (75 mm) lines.
- Excellent for small line cleaning. Opens clogged lavatory, sink lines, urinals, and tub/shower drains.
- Advanced two-way AUTOFEED® keeps hands and work area clean – advances & retrieves cable with push of a lever.
- Manual Version has a slide action chuck for quick locking/releasing of cable (Not available in Europe).
- Lightweight, easy-to-use, no setup required.
- Variable speed power unit rotates cable 0-600 RPMs.
- Two-piece twist lock canister with interchangeable inner drum – Makes cable changeout simple; easy to match the right cable for the job.
- Inner drum prevents water leaks and greatly reduces cable flip-over inside the drum.
- Drums won't rust or dent-ever.
- Drum Capacity: 50' (15 m) of 5/16" (8 mm) or 35' (11 m) of 3/8" (10 mm).
- Includes RIDGID® drain cleaning gloves and operator's manual.
- Approved by CSA to CSA and UL Standards (115V only).

### Inner Core Cables.

- (Models C-11C, C-61C, C-131C, C-21C, C-231C).
- Vinyl-wrapped inner core to prevent core from rusting to spring – enhances cable life.
- Compression wound for strength.
- Resists kinking; negotiates tough bends and traps.
- Provides good flexibility and cleaning power to the cable end.

	Catalog No.	Model No.	Description	Voltage		Weight	
				V	lb.	kg	
K-45AF	35473	K-45AF	K-45AF Machine with: - C-11C, 5/16" x 25' Inner Core Cable w/Inner Drum	115	11.0	5.0	
	36033	K-45AF	Machine with: - C-11C, 5/16" (8 mm) x 25' (7.6 m) Inner Core Cable w/Inner Drum	230	13.8	6.5	
	35998	K-45AF-1	Same as Model No. K-45AF plus: C-6429 Carrying Case	115	27.0	12.2	
	36038	K-45AF-1	Same as Model No. K-45AF plus: C-6429 Carrying Case	230	27.0	12.2	
	36003	K-45AF-5	K-45AF Machine with: - C-11C, 5/16" x 25' Inner Core Cable w/Inner Drum - C-6, 3/8" x 35' Cable w/Inner Drum - T-250, Five -Piece Tool Set for 3/8" Cable - C-6429 Carrying Case	115	34.0	15.4	
	36043	K-45AF-5	Machine with: - C-11C, 5/16" (8 mm) x 25' (7.6 m) Inner Core Cable w/Inner Drum - C-6, 3/8" (10 mm) x 25' (10.7 m) Cable w/Inner Drum - T-250, Five-Piece Tool Set for 3/8" (10 mm) Cable - C-6429 Carrying Case	230	34.0	15.4	
	36008	K-45AF-7	K-45AF Machine with: - C-11C, 5/16" x 25' Inner Core Cable w/Inner Drum - C-6, 3/8" x 35' Cable w/Inner Drum - C-21, 5/16" x 50' Cable w/Inner Drum - T-250, Five -Piece Tool Set for 3/8" Cable - C-6429 Carrying Case	115	42.0	19.0	
K-45	36018	K-45	K-45 Machine with: - C-11C, 5/16" x 25' Inner Core Cable w/Inner Drum	230	11.0	5.0	
	36048	K-45	K-45 Machine with: - C-11C, 5/16" x 25' Inner Core Cable w/Inner Drum	230	11.0	5.0	
	36013	K-45-1	Same as Model No. K-45 plus: C-6429 Carrying Case	230	11.0	5.0	
	36053	K-45-1	Same as Model No. K-45 plus: C-6429 Carrying Case	230	27.0	12.2	
	36023	K-45-5	K-45 Machine with: - C-11C, 5/16" x 25' Inner Core Cable w/Inner Drum - C-6, 3/8" x 35' Cable w/Inner Drum - T-250, Five -Piece Tool Set for 3/8" Cable - C-6429 Carrying Case	115	34.0	15.4	
	36058	K-45	K-45AF Machine with: - C-11C, 5/16" x 25' Inner Core Cable w/Inner Drum - C-6, 3/8" x 35' Cable w/Inner Drum - T-250, Five -Piece Tool Set for 3/8" Cable - C-6429 Carrying Case	230	34.0	15.4	
	36028	K-45-7	K-45AF Machine with: - C-11C, 5/16" x 25' Inner Core Cable w/Inner Drum - C-6, 3/8" x 35' Cable w/Inner Drum - C-21, 5/16" x 50' Cable w/Inner Drum - T-250, Five -Piece Tool Set for 3/8" Cable - C-6429 Carrying Case	115	42.0	19.0	





## Cables

	Catalog No.	Model No.	Description	Weight	
				lb.	kg
1/4" - 6 mm	50647	S-1	1/4" (6 mm) x 15' (4.6 m) with Funnel Auger	2 1/4	1.00
	50652	S-2	1/4" (6 mm) x 25' (7.6 m) with Funnel Auger	3 1/2	1.60
	50657	S-3	1/4" (6 mm) x 35' (10.7 m) with Funnel Auger	5	2.20
5/16" - 8 mm	62225	C-1	5/16" (8 mm) x 25' (7.6 m) with Bulb Auger	3 1/2	1.60
	56782	C-11C	5/16" (8 mm) x 25' (7.6 m) Inner Core with Bulb Auger	4	1.80
	89400	C-21	5/16" (8 mm) x 50' (15.2 m) Inner Core with Bulb Auger	7	3.20
	56792	C-131C	5/16" (8 mm) x 35' (10.7 m) Inner Core with Bulb Auger	5 1/2	2.50
	62235	C-2	5/16" (8 mm) x 25' (7.6 m) with Drop Head Auger	3 1/2	1.60
Drop Head	56787	C-21C	5/16" (8 mm) x 25' (7.6 m) Inner Core with Drop Head Auger	4	1.80
	89405	C-22	5/16" (8 mm) x 50' (15.2 m) with Drop Head Auger	7	3.20
	56797	C-231C	5/16" (8 mm) x 35' (10.7 m) Inner Core with Drop Head Auger	5 1/2	2.50
	62245	C-4	3/8" (10mm) x 25' (7.6 m) with Male Coupling	4 1/2	2.00
3/8" - 10 mm	62250	C-5	3/8" (10mm) x 35' (10.7 m) with Bulb Auger	8 1/4	3.80
	62260	C-6	3/8" (10 mm) x 35' (10.7 m) with Male Coupling	8 1/4	3.80
	96037	C-61C	3/8" (10mm) x 35' (10.7 m) Inner Core with Male Coupling	8 1/2	4.00

## Tools – Fits C-4, C-6 and C-61C Cables

	Catalog No.	Model No.	Description	Replac. Blade(s)
	62990	T-201	Straight Auger, 5" (125 mm) Long	-
	62995	T-202	Bulb Auger, 1 1/8" (29 mm) O.D.	-
	63000	T-203	Bulb Auger 7/8" (22 mm) O.D.	-
	54837	T-204	"C" Cutter 1" (25 mm)	54832
	63005	T-205	"C" Cutter, 1 3/8" (35 mm)	97835
	63010	T-206	Funnel Auger, 3" (80 mm) Long	-
	63030	T-210	Spade Cutter, 1" (25 mm)	97905
	63035	T-211	Spade Cutter, 1 3/8" (35 mm)	97825
	63040	T-212	Spade Cutter, 1 3/4" (45 mm)	92850
	63045	T-213	4-Blade Cutter, 1" (25 mm)	97795
	63050	T-214	4-Blade Cutter, 1 3/8" (35 mm)	97910
	63055	T-215	4-Blade Cutter, 1 3/4" (45 mm)	97915
	63065	T-217	Drop Head Auger, 4" (110 mm) Long	-
-	55457	T-225	Retrieving Auger	-
	52812	T-230	H-D "C" Cutter, 2" (50 mm)	92815
	52817	T-231	H-D "C" Cutter, 2 1/2" (65 mm)	92820
	52822	T-232	H-D "C" Cutter, 3" (80 mm)	92835
-	48482	T-250	Tool Set includes: T-203, T-205, T-210, T-217, A-13	-

## Accessories

Catalog No.	Model No.	Description
68917	-	K-45 Inner-Drum
89410	C-6429	Carrying Case
76817	-	C-6 Cable Kit incl. Inner Drum, C-6 Cable Torque Arm, T-250 Tool Set
98072	-	C-61C Cable Kit including: Inner Drum, C-61C Cable, Torque Arm, T-250 Tool Set
23908	A-39AF	Drum Front and AUTOFEED Assembly
23913	A-39AF	Replacement AUTOFEED Cartridge
41937	-	RIDGID Leather Drain Cleaning Gloves
70032	-	RIDGID PVC Drain Cleaning Gloves

# DRAIN CLEANING

## Drum Machines



### K-400 Drum Machine

For 1 1/2" (30 mm) to 4" (110 mm) Drain Lines.

- The Model K-400 offers several unique, user-friendly features to make the toughest drain cleaning jobs easier and hassle-free. Designed with a sleek profile, the Model K-400 is a great fit for drain cleaners, service plumbers, facility and institutional maintenance departments and property management companies.
- 3/8" (10 mm) cable best for 1 1/2" (40 mm) to 3" (75 mm) lines.
- 1/2" (12 mm) cable best for 3" (50 mm) to 4" (110 mm) lines.
- Integrated Transport Cart – allows for easy movement to and from the job site. Heavy-duty, large wheels easily navigate over bumps and up stairs.
- Integrated Telescoping Handle – provides high-handle height during transport.
- Cable Control System – causes the drum to stop spinning when the blade becomes lodged in a blockage, limits potential for cable to flip-over in the drum and helps to indicate to operator when blockages are encountered.
- "Solid Core" Cable – uses tough 3/8" (10 mm) or 1/2" (12 mm) Integral Wound (IW) solid core cable that is rugged and kink resistant.
- AUTOFEED – offered as an accessory, this patented, automatic cable feed powers cable in and out of the drain. Reverse the direction of the AUTOFEED and the cable feeds back into the drum.

### Specifications

- Drum Capacity – 100' (30.5 m) of 3/8" (10 mm) Diameter Cable or 75' (22.5 m) of 1/2" (12 mm) Diameter Cable.
- Motor – 380W, 230V motor spins cable at 165 RPM.
- Weight (Machine Only) – 45 lbs. (20.4 kg).
- Dimensions – Length 21" (53 cm) 24" (61 cm) with AUTOFEED, Height 23" (58.5 cm) Width 17" (43.2 cm).
- All Model K-400 machines are supplied with RIDGID® drain cleaning gloves, operator's manual and instructional video.

Catalog No.	Model No.	Description	Voltage	Weight	
			V	lb.	kg
24853	K-400 w/C-32 IW	K-400 Machine w/Gloves & Std. Equipment: C-32 IW 3/8" x 75' Solid Core (Integral Wound) Cable, T-260 Tool Set	115	68	31.0
26993	K-400 w/C-31 IW	K-400 Machine w/Gloves & Std. Equipment: C-31 IW 3/8" x 50' Solid Core (Integral Wound) Cable, T-260 Tool Set Includes: T-202 Bulb Auger, T-205 "C" Cutter, T-211 Spade Cutter, A-13 Coupling Pin	115	60	27.2
26998	K-400 w/C-45 IW	K-400 Machine w/Gloves & Std. Equipment: C-45 IW 1/2" x 75' Solid Core (Integral Wound) Cable, T-260 Tool Set	115	81	37.0
27003	K-400 w/C-44 IW	K-400 Machine w/Gloves & Std. Equipment: C-44 IW 1/2" x 50' Solid Core (Integral Wound) Cable, T-260 Tool Kit	115	68	31.0
27008	K-400 AF w/C-32 IW	K-400 Machine w/Gloves & Std. Equipment: Two-Wheel Cart, AUTOFEED, C-32 IW 3/8" x 75' Solid Core (Integral Wound) Cable, T-260 Tool Set	115	79	36.0
27013	K-400 AF w/C-45 IW	K-400 Machine w/Gloves & Std. Equipment: AUTOFEED, C-45 IW 1/2" x 75' Solid Core (Integral Wound) Cable, T-260 Tool Set	115	93	42.0



# DRAIN CLEANING



	Catalog No.	Model No.	Description	Weight	
				lb.	kg
3/8" - 10 mm	87577	C-31IW	3/8" (10 mm) x 50' (15 m) IW Cable	18.0	8.2
	87582	C-32IW	3/8" (10 mm) x 75' (23 m) IWCable	26.0	11.8
	87587	C-33IW	3/8" (10 mm) x 100' (30 m) IW Cable	34.0	15.4
	91037	-	Repair End for 3/8" (10 mm) IW Cable	0.5	0.2
1/2" - 12 mm	87592	C-44IW	1/2" (12 mm) x 50' (15 m) IW Cable	18.0	8.2
	87597	C-45IW	1/2" (12 mm) x 75' (23m) IW Cable	26.0	11.8
	91042	-	Repair End for 1/2" (12 mm) IW Cable	0.6	0.3

## Tools

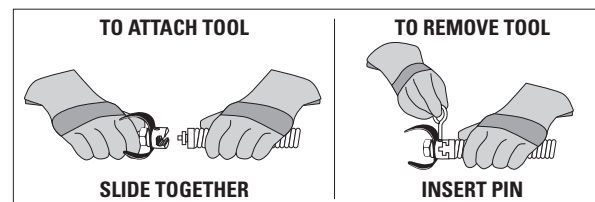
	Catalog No.	Model No.	Description	Replac. Blade(s)
	62990	T-201	Straight Auger, 5' (125 mm) Long	-
	62995	T-202	Bulb Auger, 1 1/8" (29 mm) O.D.	-
	63000	T-203	Bulb Auger 7/8" (22 mm) O.D.	-
	54837	T-204	"C" Cutter 1" (25 mm)	54832
	63005	T-205	"C" Cutter, 1 3/8" (35 mm)	97835
	63010	T-206	Funnel Auger, 3" (80 mm) Long	-
	63030	T-210	Spade Cutter, 1" (25 mm)	97905
	63035	T-211	Spade Cutter, 1 3/8" (35 mm)	97825
	63040	T-212	Spade Cutter, 1 3/4" (45 mm)	92850
	63045	T-213	4-Blade Cutter, 1" (25 mm)	97795
	63050	T-214	4-Blade Cutter, 1 3/8" (35 mm)	97910
	63055	T-215	4-Blade Cutter, 1 3/4" (45 mm)	97915
	63065	T-217	Drop Head Auger, 4" (110 mm) Long	-
-	55457	T-225	Retrieving Auger	-
	52812	T-230	H-D "C" Cutter, 2" (50 mm)	92815
	52817	T-231	H-D "C" Cutter, 2 1/2" (65 mm)	92820
	52822	T-232	H-D "C" Cutter, 3" (80 mm)	92835
-	48482	T-250	Tool Set includes: T-203, T-205, T-210, T-217, A-13	-
-	12128	T-240	Tool Set (3/8" - K-380): T-202 Bulb Auger, T-211 Spade Cutter, A-13 Pin Key	-
-	49002	T-260	Tool Set (3/8" (10 mm) - K-400) Includes: - T-202 Bulb Auger - T-205 "C" Cutter - T-211 Spade Cutter - A-13 Pin Key	-

## Accessories

	Catalog No.	Model No.	Description	Weight	
				lb.	kg
	41937		RIDGID Leather Drain Cleaning Gloves	1/2	0.20
	70032		RIDGID PVC Drain Cleaning Gloves	1/2	0.20
	59230	A-13	Pin Key For 3/8" (10 mm) Cable	1/2	0.20
	26773		K-400 AutoFeed Assembly	2	0.90
-	27048		K-400 Drum Assembly	10	4.50
-	92607		3/8" x 1/2" Tool Adaptor	1/2	0.20
-	92682		3/8" x 1/2" Drop Head Adaptor	1/2	0.20
-	92687		Drop Head Tool Adaptor 1/2" (12 mm)	1/2	0.20
-	26778		Guide Hose	2	0.90
-	51317	C-9	5/8" x 10' (3,1 m) Heavy- Duty Wind	5	2.20

### (TOOLTIP)

Always start with a straight auger to and determine what you are trying to clean. Then chose the correct cutter to clear the drain.



# DRAIN CLEANING

## Drum Machines



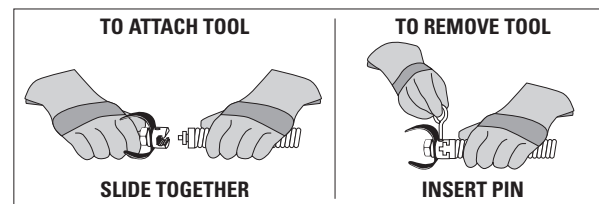
### K-3800 Drum Machine

For 3/4" (20 mm) to 4" (110 mm) Drain Lines.

- A powerful, easy to transport, versatile machine for cleaning indoor drains. Requires minimal set-up to clean sink lines, floor drains and roof vents.
- Rugged, corrosion-resistant molded cable drum won't dent or rust. The drum tilt adjusts for proper cable feed angle. Inner-drum guards against cable flip-over inside the drum.
- Cable drum's quick-release and built-in hand-holds allow easy cable change and transport.
- Maximum drum capacity is 100' (30.5 m) of 3/8" (10 mm) or 90' (27 m) of 1/2" (12 mm) continuous length cable.
- 3/8" (10 mm) cable best for 1 1/2" (40 mm) to 3" (75 mm) lines up to 100' (30.5 m).
- 1/2" (12 mm) cable best for 2" (50 mm) to 4" (110 mm) lines up to 90' (27 m).
- Optional sink drum holds up to 50' (15 m) of 5/16" (8 mm) or 1/4" (6 mm) cable.
- Ideal for cleaning through 3/4" (20 mm) to 1 1/2" (40 mm) sink traps.
- Powerful 175W Universal Motor spins cable at 240 RPM. When cable hits blockage, motor gears down automatically to deliver more power and enhance operator control.
- Tools connect to cable in seconds.
- Optional heavy duty AUTOFEED® system.
- Includes RIDGID® leather drain cleaning gloves and operator's manual.



### Machine Options

Catalog No.	Model No.	Description	Voltage		Weight	
			v	lb.	kg	
53107	K-3800	K-3800 Machine w/Gloves	115			
53112	K-3800 w/C-31	K-3800 Machine w/Std. Equip: C-31, 3/8" x 50' Cable, T-202 Bulb Auger, T-205 "C" Cutter, T-211 Spade Cutter, A-13 Pin Key, Pair of Gloves	115			
53117	K-3800 w/C-32	K-3800 Machine w/Std. Equip: C-32, 3/8" x 75' Cable, T-202 Bulb Auger, T-205 "C" Cutter, T-211 Spade Cutter, A-13 Pin Key, Pair of Gloves	115	71	32.2	
53122	K-3800 w/C-45	K-3800 Machine w/Std. Equip: C-45, 1/2" x 75' Cable, T-102 Funnel Auger, T-142 Knife Blade Cutter, T-107 Spade Cutter, A-12 Pin Key, Pair of Gloves	115	65	29.3	
53127	K-3800 w/C-46	K-3800 Machine w/Std. Equip: C-46, 1/2" x 90' Cable, T-102 Funnel Auger, T-142 Knife Blade Cutter, T-107 Spade Cutter, A-12 Pin Key, Pair of Gloves	115	91	41.3	
59462	K-3800	K-3800 Machine w/Gloves	230	42	19.0	
63822	K-3800 w/C-45	K-3800 Machine w/Std. Equip: C-45, 1/2" x 75' Cable, T-102 Funnel Auger, T-142 Knife Blade Cutter, T-107 Spade Cutter, A-12 Pin Key, Pair of Gloves	230	83	37.7	
63827	K-3800 w/C-32	K-3800 Machine w/Std. Equip: C-32, 3/8" x 75' Cable, T-202 Bulb Auger, T-205 "C" Cutter, T-211 Spade Cutter, A-13 Pin Key, Pair of Gloves	230	71	32.2	





For C-4, C-6, C-6IC, C-7, C-8, C-9, C-10, C-11, C-12, C-14, C-15, C-31, C-32, C-33, C-44, C-45, and C-46 & all IW Cables.



## Inner Core (IC) Cables

		Catalog No.	Model No.	Description	Weight	
					lb.	kg
3/8" - 10 mm		37842	C-31	3/8" x 50' (15 m) IC Cable	18	8.20
		37847	C-32	3/8" x 75' (23 m) IC Cable	26	11.80
		37852	C-33	3/8" x 100' (30 m) IC Cable	34	15.40
		51752	T-122	Repair End, 3/8" (10 mm)	1	0.50
1/2" - 12 mm		37857	C-44	1/2" x 50' (15 m) IC Cable	27	12.20
		37862	C-45	1/2" x 75' (23 m) IC Cable	39	17.70
		37867	C-45HC	1/2" x 75' (23 m) Hollow Core Cable	38	17.20
		55467	C-46	1/2" x 90' (28 m) IC Cable	47	21.20
		59917	T-121	Repair End, 1/2" (12 mm)	3/4	0.80







## Integral Wound (IW) Cables

		Catalog No.	Model No.	Description	Weight	
					lb.	kg
3/8" - 10 mm		87577	C-31IW	3/8" (10 mm) x 50' (15 m) IW Cable	18	8.2
		87582	C-32IW	3/8" (10 mm) x 75' (23 m) IW Cable	26	11.8
		87587	C-33IW	3/8" (10 mm) x 100' (30 m) IW Cable	34	15.4
		91037	-	Repair End for 3/8" (10 mm) IW Cable	1/2	0.2
		87592	C-44IW	1/2" (12 mm) x 50' (15 m) IW Cable	18	8.2
1/2" - 12 mm		87597	C-45IW	1/2" (12 mm) x 75' (23 m) IW Cable	26	11.8
		91042	-	Repair End for 1/2" (12 mm) IW Cable	3/5	0.3

## Sink Drum Cables

		Catalog No.	Model No.	Description	Weight	
					lb.	kg
1/4" - 6 mm		50652	S-2	1/4" (6 mm) x 25' (7.6 m) with Funnel Auger	3 1/2	1.60
		50657	S-3	1/4" (6 mm) x 35' (10.7 m) with Funnel Auger	5	2.20
5/16" - 8 mm		56782	C-11C	5/16" (8 mm) x 25' (7.6 m) Inner Core with Bulb Auger	4	1.80
		56792	C-131C	5/16" (8 mm) x 35' (10.7 m) Inner Core with Bulb Auger	5 1/2	2.50
		56787	C-21C	5/16" (8 mm) x 25' (7.6 m) Inner Core with Drop Head Auger	4	1.80
		56797	C-231C	5/16" (8 mm) x 35' (10.7 m) Inner Core with Drop Head Auger	5 1/2	2.50









## Accessories

	Catalog No.	Model No.	Description	Weight	
				lb.	kg
	55002	A-380	Standard Drum for 3/8" (10 mm), 1/2" (12 mm) Cable	12 1/2	5.60
	55007	A-381	Sink Drum for 5/16" (8 mm), 1/4" (6 mm) Cable	12 1/2	5.60
	55012	A-381-A	Sink Drum with 25' (7.6 m) x 5/16" (8 mm) IC Cable w/Bulb Head	16 1/2	7.50
	41937	-	RIDGID Leather Drain Cleaning Gloves	1/2	0.20
	70032	-	RIDGID PVC Drain Cleaning Gloves	1/2	0.20
	59230	A-13	Pin Key For 3/8" (10 mm) Cable	1/2	0.20
	59225	A-12	Pin Key For 1/2" (12 mm) Cable	1/2	0.20
	55017	-	Transport Cart	18	8.20
	60087	A3800 PF	AUTOFEED® Assembly	7 3/8	3.30
-	62412	-	Guide Hose Adapter for Sink Drum	3 1/2	1.60

## Tools Fit 3/8" (10 mm) IC, 3/8" (10 mm) IW and 1/2" (12 mm) IW Cables

	Catalog No.	Model No.	Description	Replac. Blade(s)
	62990	T-201	Straight Auger, 5" (125 mm) Long	-
	62995	T-202	Bulb Auger, 1 1/8" (29 mm) O.D.	-
	63000	T-203	Bulb Auger 7/8" (22 mm) O.D.	-
	54837	T-204	"C" Cutter 1" (25 mm)	54832
	63005	T-205	"C" Cutter, 1 3/8" (35 mm)	97835
	52812	T-230	H-D "C" Cutter, 2" (50 mm)	92815
	52817	T-231	H-D "C" Cutter, 2 1/2" (65 mm)	92820
	52822	T-232	H-D "C" Cutter, 3" (80 mm)	92835
	63010	T-206	Funnel Auger, 3" (80 mm) Long	-
	63015	T-207	Spiral Cutter, 1 1/4" (32 mm)	97840
	63020	T-208	Spiral Cutter, 1 1/2" (40 mm)	97895
	63025	T-209	Spiral Cutter, 2" (50 mm)	97900
	63030	T-210	Spade Cutter, 1" (25 mm)	97905
	63035	T-211	Spade Cutter, 1 3/8" (35 mm)	97825
	63040	T-212	Spade Cutter, 1 3/4" (45 mm)	92850
	63045	T-213	4-Blade Cutter, 1" (25 mm)	97795
	63050	T-214	4-Blade Cutter, 1 3/8" (35 mm)	97910
	63055	T-215	4-Blade Cutter, 1 3/4" (45 mm)	97915
	63060	T-216	Chain Knocker, 2" (50 mm)	98000
	63065	T-217	Drop Head Auger, 4" (110 mm) Long	-
-	55457	T-225	Retrieving Auger	-
-	12128	T-240	Tool Set (3/8" - K-380): T-202 Bulb Auger, T-211 Spade Cutter, A-13 Pin Key	-
-	49002	T-260	Tool Set (3/8" (10 mm) - K-400) Includes: - T-202 Bulb Auger - T-205 "C" Cutter - T-211 Spade Cutter - A-13 Pin Key	-

## Tools Fit 1/2" (12 mm) IC Cables

	Catalog No.	Model No.	Description	Replac. Blade(s)
	62850	T-101	Straight Auger	-
	62855	T-102	Funnel Auger	-
	62865	T-104	"H" Cutter, 2 1/2" (65 mm)	97800
	62870	T-105	Grease Cutter, 2 1/2" (65 mm)	97920
	62875	T-106	Grease Cutter, 3 1/2" (87 mm)	97925
	62880	T-107	Spade Cutter, 1 3/4" (45 mm)	92850
	62930	T-112	4-Blade Cutter, 1 3/4" (45 mm)	97915
	62935	T-113	4-Blade Cutter, 3" (75 mm)	97910
	62940	T-114	Chain Knocker for 4" lines	97985
-	27642	T-125	Straight Retrieving Auger	-
	54842	T-141	Knife Blade Cutter 1 1/2" (40 mm)	54847
	54852	T-142	Knife Blade Cutter 2 1/2" (65 mm)	97800
-	54992	T-270	Tool Set: - T-102 Funnel Auger - T-142 Knife Blade Cutter - T-107 Spade Cutter - A-12 Pin Key	-
-	92687	-	Drop Head Tool Adaptor 1/2" (12 mm)	-

# DRAIN CLEANING

## Drum Machines



### K-6200 Drum Machine

For 3" to 6" (75-150mm) Drain/Sewer Lines.

- Superior maneuverability and a small footprint allow easy access to tight work areas. The K-6200 comes equipped with either IC (Inner Core) cable or IW (Integral Wound) cable. Recommend 5/8" cable for 3" to 6" drain lines up to 200'.
- Patented Cable Control System – Causes the drum to slow down when the blade becomes lodged in a blockage. Limits potential for cable flipover.
- Direct Drive Design – 4/10 HP universal motor and gearbox bear down as torque builds. Audible warnings let operator know when blockage is encountered. Drum requires no adjustments to stay aligned and tight on drive shaft.
- Easy Maintenance Construction – Separate drum and machine in seconds. Inner drum and guide tube remove easily to maintain or replace cable.
- Designed Durable and Stable – Low center of gravity frame design and custom kickstand keep machine firmly anchored during operation. Rugged, corrosion-resistant polyethylene drum is rust and dent proof. Double tubular frame is lightweight and designed for extra strength.
- AUTOFEED and Standard Accessories – Powerful feed mechanism is built to last and is easily maintained. Autofed, toolbox and selection of cutters included in all models.
- CSA approved.
- Approved to UL standards (NRTLCL).

### Standard Equipment

- 58192 – 5/8" (16 mm) x 100' HC Cable (30.5m).
- 59360 – Tool Box.
- 70032 – RIDGID PVC Drain Cleaning Gloves.
- 92495 – Spade Cutter, 1 3/4" (45 mm).
- 92510 – Double Cutter, 2" (50 mm).
- 92520 – Double Cutter, 3" (75 mm).
- 92525 – Double Cutter, 4" (110 mm).
- 92555 – 5/8" (16 mm) x 2' (50 mm) Leader.

### Specifications

- Line Capacity – 3" - 6" Lines, Up to 200 feet.
- Drum Capacity – 100' of 5/8" Cable.
- Weight (Machine & 100 ft. of Cable) – 180 lbs.
- Length – 29 1/2".
- Height – 43 1/2" (Max).
- Width – 18 3/4".














### Motor

- Type – 115V/60 Hz, Reversible, Universal AC Motor.
- Rating – 4/10 HP, 285 RPM.
- Amps – 5.6.









### Machine Options

Catalog No.	Model No.	Description	Weight	
			lb.	kg
93557	K-6200 w/HD	Machine, Standard Accessories and 5/8" x 100' HD Cable	180	81.8
95732	K-6200 w/C-24	Machine, Standard Accessories and 5/8" x 100' Inner Core Cable	180	81.8
95737	K-6200	Machine w/5/8" Pigtail & Standard Accessories	98	44.5

## Cables and Leaders

	Catalog No.	Model No.	Description	Weight		
				lb.	kg	
5/8" (16 mm)		37628	C-25 HD	25' HD Cable (7.6m)	24	10.90
		37633	C-26 HD	50' HD Cable (15.2m)	43	19.50
		37638	C-27 HD	75' HD Cable (30.5m)	63	28.60
		37643	C-24 HD	100 HD Cable (30.5m)	84	38.10
		44122		5/8" (16 mm) Pigtail, 4 1/2' (1.4 m) Long	2 1/2	1.13
		58192	C-24HC	5/8" (16 mm) x 100' HC Cable (30.5m)	70 1/2	32.10
		43647	C-24	5/8" (16 mm) x 100' IC Cable (30.5m)	84	38.10
		92460	C-25	5/8" (16 mm) x 25' IC Cable (7.6m)	24	10.90
		92465	C-26	5/8" (16 mm) x 50' IC Cable (15.2m)	43	19.50
		92470	C-27	5/8" (16 mm) x 75' IC Cable (22.9m)	63	28.60
		92555	T-458	5/8" (16 mm) x 2' (50 mm) Leader	2	0.85
		95737	K-6200	Machine w/5/8" Pigtail & Standard Accessories	98	44.54
		32737	C-27HC	5/8" (16 mm) x 75' HC Cable (23)	52 3/4	23.90

## Tools and Replacement Blades – Fit 5/8" (16 mm) and 3/4" (20 mm) Cables

	Catalog No.	Model No.	Description	Replac. Blade(s)	Replac. Holder
	51762	T-409	H-D Bulb Auger, 1 3/4" (45 mm)	-	-
	92485	T-403	P-Trap Cutter, 3" (75 mm)	92835	92900
	92490	T-404	P-Trap Cutter, 3 1/2" (87 mm)	92840	92900
	92495	T-406	Spade Cutter, 1 3/4" (45 mm)	92850	92915
	92500	T-407	Retrieving Auger 2 9/16" (65 mm)	-	-
	92505	T-408	Sawtooth Cutter, 3" (75 mm)	92890	92915
	92510	T-411	Double Cutter, 2" (50 mm)	92815	92905
	92515	T-412	Double Cutter, 2 1/2" (65 mm)	92820	92905
	92520	T-413	Double Cutter, 3" (75 mm)	92825	92910
	92525	T-414	Double Cutter, 4" (110 mm)	92830	92910
	92530	T-416	Double Cutter, 6" (150 mm)	92855	92910
	92535	T-432	3-Blade Cutter 2" (50 mm)	92860	92895
	92540	T-433	3-Blade Cutter 3" (75 mm)	92865	92895
	92545	T-434	3-Blade Cutter 4" (110 mm)	92870	92895
	92550	T-436	3-Blade Cutter 6" (150 mm)	92875	92895
	92485	T-403	P-Trap Cutter, 3" (75 mm)	92835	92900

## Accessories

Catalog No.	Description
49032	Front Guide Hose Assembly
59360	Tool Box
70032	RIDGID PVC Drain Cleaning Gloves
91047	5/8" IW Cable Repair Coupling
95792	Swivel Loading Wheel Assembly
95797	Lifting Hook - K-6200
95802	K-6200 Drum Assy. w/5/8" Pigtail
95807	K-3800 Drum Assy. w/6200 Adapters
95812	AUTOFEED – K-6200
95822	K-3800 to K-6200 Adapter Kit Only



# DRAIN CLEANING

## Drum Machines



### K-750 Drum Machine

For 3" to 8" (75-200 mm) Drain/Sewer Lines.

- Powerful, self-contained machine ideal for lateral lines. Easy to transport, minimal set-up – attach a tool and go.
- Autofeed advances, retrieves cable with a push of a lever, up to 20' (6 m) per minute.
- Versatile AUTOFEED® control adjusts for either 5/8" (16 mm) or 3/4" (20 mm) cable with a twist of a screwdriver.
- Cable spins at 200 RPM.
- Tough, corrosion-resistant cable drum withstands harsh treatment and abuse. It will not dent or corrode and cleans easily.
- Drum holds 100' (30.5 m) of 3/4" (20 mm) or 125' (35 m) of 5/8" (16 mm) cable and is designed for quick, easy removal.
- Well-balanced design gives machine a lightweight "feel." Transport wheels ease loading into service truck/van.
- Equipped with 550W induction motor.

### Standard 3/4" (20 mm) Tool Set Includes

- T-406 Spade Cutter
- T-407 Retrieving Auger
- T-411 2" (50 mm) Cutter
- T-413 3" (75 mm) Cutter
- T-414 4" (110 mm) Cutter

### Standard 5/8" (16 mm) Tool Set Includes

- T-403 3" (75 mm) P-Trap Cutter
- T-407 Retrieving Auger
- T-406 Spade Cutter
- T-411 2" (50 mm) Cutter
- T-413 3" (75 mm) Cutter
- Approved by CSA to CSA and UL Standards (115V only).
- Includes RIDGID PVC drain cleaning gloves and operators manual.

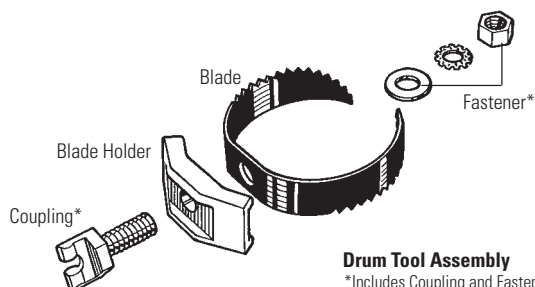
### Standard Equipment

- 41937 – RIDGID Leather Drain Cleaning Gloves.



### Machine Options



Catalog No.	Model No.	Description	Voltage		Weight	
			V	lb.	kg	
41977	K-750	Machine with Gloves and AUTOFEED - 3/4" Pigtail	115	114	51.9	
51402	K-750	Machine with Gloves and AUTOFEED - 5/8" Pigtail	115	113	51.3	
42002	K-750 w/C-75	Machine with One Pair of Gloves, AUTOFEED, Standard 3/4" Tool Set, and: C-75, 75' x 3/4" Cable	115	206	93.6	
42007	K-750	Machine with One Pair of Gloves, w/C-100 AUTOFEED, Standard 3/4" Tool Set, and: C-100, 100' x 3/4" Cable	115	234	106.3	
42012	K-750 w/C-27	Machine with One Pair of Gloves, AUTOFEED, Standard 5/8" Tool Set, and: C-27, 75' x 5/8" Cable	115	182	82.7	
47047	K-750 w/C-24	Machine with One Pair of Gloves, AUTOFEED, Standard 5/8" Tool Set, and: C-24, 100' x 5/8" Cable	115	182	82.7	
44202	K-750	Machine with Gloves and AUTOFEED - 3/4" Pigtail	230	114	51.9	
51407	K-750	Machine with Gloves and AUTOFEED - 5/8" Pigtail	230	113	51.3	
44212	K-750	Machine with One Pair of Gloves, w/C-100 AUTOFEED, Standard 3/4" Tool Set, and: C-100, 100' x 3/4" Cable	230	234	106.3	
44217	K-750 w/C-27	Machine with One Pair of Gloves, AUTOFEED, Standard 5/8" Tool Set, and: C-27, 75' x 5/8" Cable	230	182	82.7	







# DRAIN CLEANING



## Inner Core (IC) Cables

	Catalog No.	Model No.	Description	Weight	
				lb.	kg
	92460	C-25	5/8" (16 mm) x 25' IC Cable (7.6 m)	24	10.9
	92465	C-26	5/8" (16 mm) x 50' IC Cable (15.2 m)	43	19.5
	92470	C-27	5/8" (16 mm) x 75' IC Cable (22.9 m)	63	28.6
	43647	C-24	5/8" (16 mm) x 100' IC Cable (30.5m)	84	38.1
	92475	C-28	3/4" (20 mm) x 25' IC Cable (7.6 m)	30	13.9
	92480	C-29	3/4" (20 mm) x 50' IC Cable (15.2 m)	60	27.2
	41212	C-75	3/4" (20 mm) x 75' IC Cable (22.9 m)	93	42.5
	41697	C-100	3/4" (20 mm) x 100' IC Cable (30.5m)	122	55.3




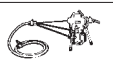


## Hollow Core Cables

	Catalog No.	Model No.	Description	Weight	
				lb.	kg
	32737	C-27HC	5/8" (16 mm) x 75' HC Cable (23)	52 <sup>3</sup> / <sub>4</sub>	23.9
	58192	C-24HC	5/8" (16 mm) x 100' HC Cable (30.5 m)	70 <sup>1</sup> / <sub>2</sub>	32.1
	47427	C-75HC	3/4" (20 mm) x 75' HC Cable (23 m)	75	34.0
	47432	C-100HC	3/4" (20 mm) x 100' HC Cable (30.5 m)	100	45.5

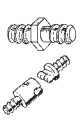
## Leaders and Pig Tails

	Catalog No.	Model No.	Description	Weight lb.
	92555	T-458	5/8" (16 mm) x 2' (50 mm) Leader	2
	92560	T-468	3/4" (20 mm) x 2' (50 mm) Leader	2 <sup>3</sup> / <sub>4</sub>
	44122	-	5/8" (16 mm) Pigtail, 4 <sup>1</sup> / <sub>2</sub> ' (1.4 m) Long	2 <sup>1</sup> / <sub>2</sub>
	44117	-	3/4" (20 mm) Pigtail, 6' (1.8 m) Long	3 <sup>1</sup> / <sub>2</sub>









## Accessories

	Catalog No.	Model No.	Description	Weight	
				lb.	kg
	41982	A-7534	Drum Assembly w/3/4" (20 mm) Pigtail	37 <sup>1</sup> / <sub>2</sub>	17.0
	43637	A-7558	Drum Assembly w/5/8" (16 mm) Pigtail	33	15.0
	43642	A-75	AUTOFEED Assembly	8	3.5
	41937	-	RIDGID Leather Drain Cleaning Gloves	1/2	0.2
	41992	A-75PF	C-100IC Kit w/Tools, 3/4" (20 mm) x 100' (30.5 m)	8	3.5
	49032	-	Front Guide Hose Assembly	3	1.3
	59360	A-3	Tool Box	5	2.3
	70032	-	RIDGID PVC Drain Cleaning Gloves	1/2	0.2

## Repair Fittings

	Catalog No.	Model No.	Description	Weight	
				oz.	g
	31487	A-7570	5/8" (16 mm) Repair Splicer	1 <sup>1</sup> / <sub>2</sub>	43
	31492	A-7571	3/4" (20 mm) Repair Splicer	2	57
	92805	A-6582	5/8" (16 mm) Male Coupling	1	28
	92810	A-6583	5/8" (16 mm) Female Coupling	2	57
	92880	B-6840	3/4" (20 mm) Male Coupling	1	28
	92885	B-6841	3/4" (20 mm) Female Coupling	2	57

## Tools and Replacement Blades – Fit 5/8" (16 mm) and 3/4" (20 mm) Cables

	Catalog No.	Model No.	Description	Replac. Blade(s)	Replac. Holder
	92485	T-403	P-Trap Cutter, 3" (75 mm)	92835	92900
	92490	T-404	P-Trap Cutter, 3 <sup>1</sup> / <sub>2</sub> " (87 mm)	92840	92900
	92495	T-406	Spade Cutter, 1 <sup>3</sup> / <sub>4</sub> " (45 mm)	92850	92915
	92500	T-407	Retrieving Auger 2 <sup>5</sup> / <sub>8</sub> " (65 mm)	-	-
	92505	T-408	Sawtooth Cutter, 3" (75 mm)	92890	92915
	51762	T-409	H-D Bulb Auger, 1 <sup>3</sup> / <sub>4</sub> " (45 mm)	-	-
	92510	T-411	Double Cutter, 2" (50 mm)	92815	92905
	92515	T-412	Double Cutter, 2 <sup>1</sup> / <sub>2</sub> " (65 mm)	92820	92905
	92520	T-413	Double Cutter, 3" (75 mm)	92825	92910
	92525	T-414	Double Cutter, 4" (110 mm)	92830	92910
	92530	T-416	Double Cutter, 6" (150 mm)	92855	92910
	92540	T-433	3-Blade Cutter 3" (75 mm)	92865	92895
	92545	T-434	3-Blade Cutter 4" (110 mm)	92870	92895
	92550	T-436	3-Blade Cutter 6" (150 mm)	92875	92895

# DRAIN CLEANING

## Drum Machines



### K-7500 Drum Machine

For 3" to 10" (75-250mm) Lines.

- Recommend 5/8" (16 mm) cable for 3" (75 mm) to 6" (150 mm) drain lines up to 250' (76 m).
- Recommend 3/4" (20 mm) cable for 4" (110 mm) to 10" (250 mm) drain lines up to 250' (76 m).
- The performance, cable control, durability, and maneuverability demanded by professional users. Ideal for any tough job, such as roots – up to 250' (76 m).
- Cable spins at 200 RPM.
- Powerful, yet quiet, 600W universal motor and gearbox bear down as cutter engages tough obstructions.
- Provides audible and visual signals to operator.
- Inner-drum and ball bearing distributor arm work with motor/gearbox system to reduce chance of cable flip-over inside the drum.
- Main and inner drums won't rust, split or dent – ever, and clean easily for professional appearance. Main drum holds up to 100' (30.5 m) of 3/4" (20 mm) cable or 125' (38 m) of 5/8" (16 mm) cable.
- Powerful AUTOFEED® mechanism has grease fittings and an open design for easy maintenance; advances and retrieves cable up to 22' (6.7 m) per minute.
- Two position stair climber eases transport and loading – eliminates extra cost for loading wheels.
- Narrow profile allows machine to fit through bathroom doors.
- Handles adjust to desired height to ensure balanced transport.
- Includes RIDGID® PVC drain cleaning gloves and operator's manual.
- Approved by CSA to CSA and UL Standards (115 V only).

### Standard Equipment

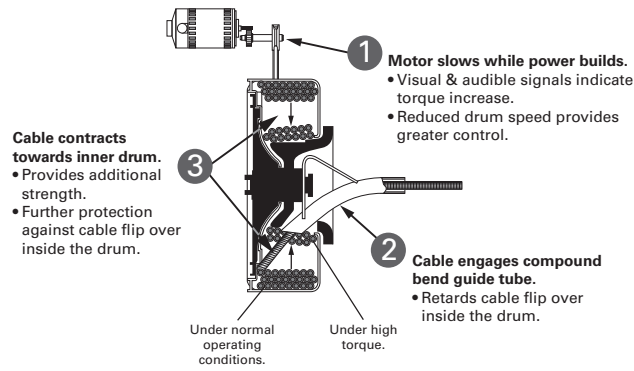
- 59360 – Tool Box.
- 69250 – 3/16" Hex Wrench.
- 70032 – RIDGID PVC Drain Cleaning Gloves.
- 92485 – P-Trap Cutter, 3" (75 mm).
- 92495 – Spade Cutter, 1 3/4" (45 mm).
- 92500 – Retrieving Auger 2 9/16" (65 mm).
- 92505 – Sawtooth Cutter, 3" (75 mm).
- 92510 – Double Cutter, 2" (50 mm).
- 92520 – Double Cutter, 3" (75 mm).
- 92560 – 3/4" (20 mm) x 2' (50 mm) Leader.
- 92830 – 4" Double Cutter (Blade Only).
- 92855 – 6" Double Cutter (Blade Only).

### Machine Options

Catalog No.	Model No.	Description	Voltage		Weight	
			V	lb.	kg	
59562	K-7500	Machine w/3/4" Pigtail and Standard Accessories	115	150	86.2	
60052	K-7500 C-100	Machine, Standard Accessories, and 3/4" x 100' Inner Core Cable.	115	272	123.7	
60062	K-7500 w/C-75	Machine, Standard Accessories, and 3/4" x 75' Inner Core Cable.	115	244	110.9	
61102	K-7500	Machine w/5/8" Pigtail and Standard Accessories	115	149	67.8	
61512	K-7500 w/C-24	Machine, Standard Accessories, and 5/8" (16 mm) x 100' (30.5 m) Inner Core Cable	220	233	106.0	
61517	K-7500 w/C-100	Machine, Standard Accessories, and 3/4" (20 mm) x 100' (30.5 m) Inner Core Cable	220	272	123.7	
61522	K-7500	Machine w/5/8" (16 mm) Pigtail and Standard Accessories	220	149	67.8	
61542	K-7500	Machine w/3/4" (20 mm) Pigtail and Standard Accessories	220	150	86.2	

## Cable Control & Performance –

When Tool Engages Tough Obstructions



## Accessories

	Catalog No.	Model No.	Description	Weight	
				lb.	kg
	41937		RIDGID Leather Drain Cleaning Gloves	1/2	0.20
	41992	A-75PF	C-100IC Kit w/Tools, 3/4" (20 mm) x 100' (30.5 m)	8	3.50
	49032		Front Guide Hose Assembly	3	1.30
	59360	A-3	Tool Box	5	2.30
	60032	A-75PF	AUTOFEED Assembly	10	4.50
	60037	A-75PF	AUTOFEED Spacers	10	4.50
	60042	A-7534D	Drum Assembly w/3/4" (20 mm) Pigtail	31	14.00
	60047	A-75DR	Drum Only	20	9.00
	61107	A-7558D	Drum Assembly w/5/8" (16 mm) Pigtail	30	13.60
	70032	-	RIDGID PVC Drain Cleaning Gloves	1/2	0.20

## Accessories

	Catalog No.	Model No.	Description	Weight	
				oz.	g
	31487	A-7570	5/8" (16 mm) Repair Splicer	1 1/2	43.00
	31492	A-7571	3/4" (20 mm) Repair Splicer	2	57.00
	92805	A-6582	5/8" (16 mm) Male Coupling	1	28.00
	92810	A-6583	5/8" (16 mm) Female Coupling	2	57.00
	92880	B-6840	3/4" (20 mm) Male Coupling	1	28.00
	92885	B-6841	3/4" (20 mm) Female Coupling	2	57.00

## Inner Core (IC) Cables

	Catalog No.	Model No.	Description	Weight	
				lb.	kg
5/8" (16 mm)	92460	C-25	5/8" (16 mm) x 25' IC Cable (7.6 m)	24	10.90
	92465	C-26	5/8" (16 mm) x 50' IC Cable (15.2 m)	43	19.50
	92470	C-27	5/8" (16 mm) x 75' IC Cable (22.9 m)	63	28.60
	43647	C-24	5/8" (16 mm) x 100' IC Cable (30.5 m)	84	38.10
3/4" (20 mm)	92475	C-28	3/4" (20 mm) x 25' IC Cable (7.6 m)	30	13.90
	92480	C-29	3/4" (20 mm) x 50' IC Cable (15.2 m)	60	27.20
	41212	C-75	3/4" (20 mm) x 75' IC Cable (22.9 m)	93	42.50
	41697	C-100	3/4" (20 mm) x 100' IC Cable (30.5 m)	122	55.30

## Hollow Core Cables

	Catalog No.	Model No.	Description	Weight	
				lb.	kg
5/8" (16 mm)	32737	C-27HC	5/8" (16 mm) x 75' HC Cable (23)	52 3/4	23.90
	58192	C-24HC	5/8" (16 mm) x 100' HC Cable (30.5m)	70 1/2	32.10
3/4" (20 mm)	47427	C-75HC	3/4" (20 mm) x 75' HC Cable (23 m)	75	34.00
	47432	C-100HC	3/4" (20 mm) x 100' HC Cable (30.5 m)	100	45.50

## Leaders and Pig Tails

	Catalog No.	Model No.	Description	Weight	
				lb.	kg
	44117		3/4" (20 mm) Pigtail, 6' (1.8 m) Long	3 1/2	1.59
	44122		5/8" (16 mm) Pigtail, 4 1/2' (1.4 m) Long	2 1/2	1.13
	92555	T-458	5/8" (16 mm) x 2' (50 mm) Leader	2	0.85
	92560	T-468	3/4" (20 mm) x 2' (50 mm) Leader	2 3/4	1.25

## Tools and Replacement Blades – Fit 5/8" (16 mm) and 3/4" (20 mm) Cables

	Catalog No.	Model No.	Description	Replac. Blade(s)
	51762	T-409	H-D Bulb Auger, 1 3/4" (45 mm)	-
	92485	T-403	P-Trap Cutter, 3" (75 mm)	92835
	92490	T-404	P-Trap Cutter, 3 1/2" (87 mm)	92840
	92495	T-406	Spade Cutter, 1 3/4" (45 mm)	92850
	92500	T-407	Retrieving Auger 2 9/16" (65 mm)	-
	92505	T-408	Sawtooth Cutter, 3" (75 mm)	92890
	92510	T-411	Double Cutter, 2" (50 mm)	92815
	92515	T-412	Double Cutter, 2 1/2" (65 mm)	92820
	92520	T-413	Double Cutter, 3" (75 mm)	92825
	92525	T-414	Double Cutter, 4" (110 mm)	92830
	92530	T-416	Double Cutter, 6" (150 mm)	92855
	92535	T-432	3-Blade Cutter 2" (50 mm)	92860
	92540	T-433	3-Blade Cutter 3" (75 mm)	92865
	92545	T-434	3-Blade Cutter 4" (110 mm)	92870
	92550	T-436	3-Blade Cutter 6" (150 mm)	92875

# DRAIN CLEANING

## Drum Machines



### K-750R Drum Machine

For 3" to 6" (75-150mm) Drain Lines.

- The K-750R is a self-contained drain cleaner ideal for lateral drain lines from 3" to 6". Easy-to-transport, narrow design for small entry ways and minimal setup make this machine ideal for tough mainline work. Comes equipped with a large blade assortment to handle numerous applications. Clears roots, debris and foreign objects out of main lines, storm drains, house laterals and leach lines.
- Clear access to drum allows immediate view of cable for inspection plus easier and faster cleaning of drum and cable.
- Patented Cable Control System slows the drum, should cable or blade become completely lodged in blockage.
- New integral-wound, solid core cable is tough and kink resistant. (5/8" x 100').
- Main Lines, Storm Drains, Septic Lines, Building Drains.

### Standard Equipment









- 37753 – 5/8" x 100' Heavy Duty Inner Core Cable.
- 59360 – Tool Box.
- 92485 – P-Trap Cutter, 3" (75 mm).
- 92495 – Spade Cutter, 1 3/4" (45 mm).
- 92510 – Double Cutter, 2" (50 mm).
- 92520 – Double Cutter, 3" (75 mm).
- 92525 – Double Cutter, 4" (110 mm).

### Specifications





- Motor – 1/2 HP, 115V, 60Hz Reversible Induction Motor.
- 200 RPM.
- Air Activated Foot Switch.
- Weight – 194 lbs.
- Dual Kickstands.
- New Torque Limiter Feature.
- Lean, Well-Balanced Design for Easy One-Man Transport and Operation.

Catalog No.	Model No.	Description	Weight	
			lb.	kg
83557	K-75R	5/8" Open Cage Drum Machine w/5/8" x 100' IW Solid Core Cable; 2", 3", 4" "C" Cutters; P-Trap Cutter; Spade Blade; Tool Box; Gloves.	194	98








### Inner Core (IC) Cables

		Catalog No.	Model No.	Description	Weight	
					lb.	kg
5/8" 16 mm		92460	C-25	5/8" (16 mm) x 25' IC Cable (7.6m)	24	10.9
		92465	C-26	5/8" (16 mm) x 50' IC Cable (15.2m)	43	19.5
		92470	C-27	5/8" (16 mm) x 75' IC Cable (22.9m)	63	28.6
		43647	C-24	5/8" (16 mm) x 100' IC Cable (30.5m)	84	38.1
3/4" 20 mm		92475	C-28	3/4" (20 mm) x 25' IC Cable (7.6m)	30	13.9
		92480	C-29	3/4" (20 mm) x 50' IC Cable (15.2m)	60	27.2
		41212	C-75	3/4" (20 mm) x 75' IC Cable (22.9m)	93	42.5
		41697	C-100	3/4" (20 mm) x 100' IC Cable (30.5m)	122	55.3



## Hollow Core Cables

		Catalog No.	Model No.	Description	Weight	
					lb.	kg
5/8" 16 mm		32737	C-27HC	5/8" (16 mm) x 75' HC Cable (23)	52 <sup>3</sup> / <sub>4</sub>	23.9
		58192	C-24HC	5/8" (16 mm) x 100' HC Cable (30.5m)	70 <sup>1</sup> / <sub>2</sub>	32.1
3/4" 16 mm		47427	C-75HC	3/4" (20 mm) x 75' HC Cable (23m)	75	34.0
		47432	C-100HC	3/4" (20 mm) x 100' HC Cable (30.5m)	100	45.5

## Tools and Replacement Blades – Fit 5/8" (16 mm) and 3/4" (20 mm) Cables

	Catalog No.	Model No.	Description	Replac. Blade(s)
	51762	T-409	H-D Bulb Auger, 1 3/4" (45 mm)	
	92485	T-403	P-Trap Cutter, 3" (75 mm)	92835
	92490	T-404	P-Trap Cutter, 3 1/2" (87 mm)	92840
	92495	T-406	Spade Cutter, 1 3/4" (45 mm)	92850
	92500	T-407	Retrieving Auger 2 5/8" (65 mm)	
	92505	T-408	Sawtooth Cutter, 3" (75 mm)	92890
	92510	T-411	Double Cutter, 2" (50 mm)	92815
	92515	T-412	Double Cutter, 2 1/2" (65 mm)	92820
	92520	T-413	Double Cutter, 3" (75 mm)	92825
	92525	T-414	Double Cutter, 4" (110 mm)	92830
	92530	T-416	Double Cutter, 6" (150 mm)	92855
	92540	T-433	3-Blade Cutter 3" (75 mm)	92870
	92545	T-434	3-Blade Cutter 4" (110 mm)	
	92550	T-436	3-Blade Cutter 6" (150 mm)	

## Leaders and Pig Tails

	Catalog No.	Model No.	Description	Weight	
				lb.	kg
	44117		3/4" (20 mm) Pigtail, 6' (1.8 m) Long	3 1/2	1.59
	44122		5/8" (16 mm) Pigtail, 4 1/2' (1.4 m) Long	2 1/2	1.13
	92555	T-458	5/8" (16 mm) x 2' (50 mm) Leader	2	0.85
	92560	T-468	3/4" (20 mm) x 2' (50 mm) Leader	2 3/4	1.25

## Accessories

Catalog No.	Model No.	Description	Weight	
			lb.	kg
41982	A-7534	Drum Assembly w/3/4" (20 mm) Pigtail	37 1/2	17.0
43637	A-7558	Drum Assembly w/5/8" (16 mm) Pigtail	33	15.0
43642	A-75	AUTOFEED Assembly	8	3.5
41937		RIDGID Leather Drain Cleaning Gloves	1/2	0.2
41992	A-75PF	C-100IC Kit w/Tools, 3/4" (20 mm) x 100' (30,5 m)	8	3.5
49032		Front Guide Hose Assembly	3	1.3
59360	A-3	Tool Box	5	2.3
70032		RIDGID PVC Drain Cleaning Gloves	1/2	0.2

## Repair Fittings

Catalog No.	Model No.	Description	Weight	
			oz.	g
31487	A-7570	5/8" (16 mm) Repair Splicer	1 1/2	43
31492	A-7571	3/4" (20 mm) Repair Splicer	2	57
92805	A-6582	5/8" (16 mm) Male Coupling	1	28
92810	A-6583	5/8" (16 mm) Female Coupling	2	57
92880	B-6840	3/4" (20 mm) Male Coupling	1	28
92885	B-6841	3/4" (20 mm) Female Coupling	2	57

# DRAIN CLEANING

## Sectional Machines



### K-50 Sectional Machine

For 3/4" to 4" Drain Lines.

- Compact, versatile, professional's machine. Capable of running three different size cables: 5/16" (8 mm), 3/8" (10 mm) and 5/8" (16 mm). The perfect, all-around sink, shower and floor drain machine. Weighs less than 40 lbs (18 kg).
- Unique, easy-to-use, instant-acting cable clutch maximizes operator control: Pull handle down and cable spins at 400 RPM. Release handle, cable stops instantly.
- Uses sections of 5/8" (16 mm) cable, cleans 1 1/4" (32 mm) to 4" (110 mm) lines up to 100' (30 m). C-8 best for 1 1/4" (32 mm) - 3" (75 mm) drains. C-9 best for 2" (50 mm) - 4" (110 mm) drains.
- Equipped with an A-17 adapter, runs up to 50' (15 m) of 5/16" (8 mm) or 35' (11 m) of 3/8" (10 mm) continuous length cable. 5/16" (8 mm) best for 3/4" (20 mm) to 1 1/2" (40 mm) lines. 3/8" (10 mm) best for 1 1/4" (32 mm) to 2" (50 mm) lines.
- Equipped with 300W motor.
- Includes A-1 RIDGID® drain cleaning mitt and operator's manual.
- Approved by CSA and CSA and UL Standards (115V only).

### Machine Options

Catalog No.	Model No.	Description	Weight	
			lb.	kg
58920	K-50	Machine Only 115V	37	16.8
58960	K-50-4	115V Machine, with: A-30 Cable Kit	61	27.7
58980	K-50-6	115V Machine, with: -17-A Adapter, A-30 Cable Kit	67	30.4
59000	K-50-8	115V Machine, with: A-17-A Adapter, A-17-B Adapter, A-30 Cable Kit	77	34.9
52972	K-50-9	115V Machine, with: A-40 Cable Kit	74	33.6
76455	K-50	Machine Only 230V	37	16.8
76475	K-50-4	230V Machine, with: A-30 Cable Kit	61	27.7
76485	K-50-6	230V Machine, with: -17-A Adapter, A-30 Cable Kit	67	30.4
76495	K-50-8	230V Machine, with: A-17-A Adapter, A-17-B Adapter, A-30 Cable Kit	77	34.9

### Model K-50-8 shown below includes:

- K-50 Machine.
- A-17-A, Adapter includes: 25' x 5/16", C-1 Bulb Auger Cable.
- A-17-B, Adapter includes: 35' x 3/8", C-5 Bulb Auger Cable.
- A-1 RIDGID Drain Cleaning Mitt.



### A-30 Cable Kit Includes:

- Six Sections C-8, 7 1/2' x 5/8" Cable (45 feet).
- A-10 Cable Carrier.
- T-201 Straight Auger.
- T-202 Bulb Auger.
- T-205 "C" Cutter.
- T-211 Spade Cutter.
- A-13 Coupling Pin Key.
- A-14-6 Rear Guide Hose.
- A-1 Left-Hand RIDGID Drain Cleaning Mitt.






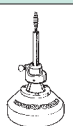
## Cables

	Catalog No.	Model No.	Description	Weight	
				lb.	kg
5/8" - 16 mm	62265	C-7	7½' (2.3 m) Tight-Wind	4	1.8
	62270	C-8	7½' (2.3 m) All-Purpose Wind	3	1.4
	25046	C-8PC	7½' (2.3 m) All-Purpose Wind w/ Plastic Core	3½	1.6
	51317	C-9	10' (3.1m) Heavy-Duty Wind	4¾	2.1
3/8" - 10 mm	62245	C-4	25' (7.6 m) w/Male Coupling	4½	2.0
	62250	C-5	35' (10.7 m) w/Bulb Auger	8¼	3.8
	62260	C-6	35' (10.7 m) w/Male Coupling	8¼	3.8
	96037	C-6IC	35' (10.7 m) w/Male Coupling	8½	4.0
5/16" - 8 mm	62225	C-1	25' (7.6 m) w/Bulb Auger	3½	1.6
	56782	C-1IC	25' (7.6 m) Inner Core w/ Bulb Auger	4	1.8
	89400	C-21	50' (15.2m) w/Bulb Auger	7	3.2
	62235	C-2	25' (7.6 m) w/Drop Head Auger	3½	1.6
	56787	C-2IC	25' (7.6 m) Inner Core w/Drop Head Auger	4	1.8
	89405	C-22	50' (15.2m) w/Drop Head Auger	7	3.2

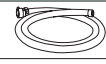






## Cable Kits

	Catalog No.	Model No.	Cable	Tools & Accessories	Weight	
					lb.	kg
	59365	A-30	Six Sections: C-8, ¾"x7½" (45', 13.7m)	T-201 Straight Auger T-202 Bulb Auger T-205 "C" Cutter T-211 Spade Cutter A-13 Coupling Pin Key A-10 Cable Carrier A-14-6 Rear Guide Hose A-1 Left-Hand RIDGID Drain Cleaning Mitt	20	9.1
	59370	A-30TW	Six Sections: C-7, 5/8"x7½" (45', 13.7m) Tight-Wind	Same as A-30	30	13.6
	52962	A-40	Six Sections: C-9, 9/8" x 10' (60', 18.3 m)	T-206 Funnel Auger T-215 4-Blade Cutter T-231 "C" Cutter A-13 Coupling Pin Key A-10 Cable Carrier A-14-10 Rear Guide Hose A-1 Left-Hand RIDGID Drain Cleaning Mitt	37	16.8







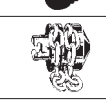

## Adapters

	Catalog No.	Model No.	Description	Weight	
				lb.	kg
	59250	A-17-A	Adapter With 25' x 5/16" Cable w/Bulb Auger	8	3.6
	59255	A-17-B	Adapter With 35' x 3/8" Cable w/Bulb Auger	13	5.9
	59265	A-17-C	Adapter With 35' x 3/8" Cable w/Male Coupling	13	5.9
	92095	A-17-D	Adapter With 50' x 9/16" Cable w/Bulb Auger	12	5.4
	92100	A-17-E	Adapter With 50' x 5/16" Cable w/Drop Head	12	5.4

## Accessories

	Catalog No.	Model No.	Description	Weight	
				lb.	kg
	59235	A-14-6	6' (1.8 m) Rear Guide Hose	5	2.3
	84325	A-14-10	10' (3 m) Rear Guide Hose	7	3.2
	59270	A-18	Front Guide Hose Assembly	9	4.1
	59210	A-10	Cable Carrier Holds 90' (27 m) C-8, C-9	3¼	1.5
	59205	A-1	Left-Hand RIDGID Drain Cleaning Mitt	1/2	0.2
	59295	A-2	Right-Hand RIDGID Drain Cleaning Mitt	1/2	0.2
	59230	A-13	Pin Key For 5/8" (10 mm) Cable	1/2	0.2
	59450	A-3179	K-50 Jaw Set	1½	0.7

## Tools

	Catalog No.	Model No.	Description	Replac. Blade(s)
	62990	T-201	Straight Auger, 5" (125 mm) Long	-
	62067	T-201A	Straight Flex Auger	-
	62995	T-202	Bulb Auger, 1 1/8" (29 mm) O.D.	-
	63000	T-203	Bulb Auger 7/8" (22 mm) O.D.	-
	54837	T-204	"C" Cutter 1" (25 mm)	54832
	63005	T-205	"C" Cutter, 1 3/8" (35 mm)	97835
	52812	T-230	H-D "C" Cutter, 2" (50 mm)	92815
	52817	T-231	H-D "C" Cutter, 2 1/2" (65 mm)	92820
	52822	T-232	H-D "C" Cutter, 3" (80 mm)	92835
	63010	T-206	Funnel Auger, 3" (80 mm) Long	-
	63015	T-207	Spiral Cutter, 1 1/4" (32 mm)	97840
	63020	T-208	Spiral Cutter, 1 1/2" (40 mm)	97895
	63025	T-209	Spiral Cutter, 2" (50 mm)	97900
	63030	T-210	Spade Cutter, 1" (25 mm)	97905
	63035	T-211	Spade Cutter, 1 3/8" (35 mm)	97825
	63040	T-212	Spade Cutter, 1 3/4" (45 mm)	92850
	63045	T-213	4-Blade Cutter, 1" (25 mm)	97795
	63050	T-214	4-Blade Cutter, 1 3/8" (35 mm)	97910
	63060	T-216	Chain Knocker, 2" (50 mm)	98000
	63280	T-218	Flue Brush, 3" (75 mm)	-
	63070	T-219	Flue Brush, 2 1/2" (65 mm)	-
	63080	T-220	Flue Brush, 2" (50 mm)	-
	63220	T-221	Flue Brush, 1 1/2" (40 mm)	-
	55457	T-225	Retrieving Auger	-
	12128	T-240	Tool Set (3/8"- K-380): T-202 Bulb Auger, T-211 Spade Cutter, A-13 Pin Key	-
	48482	T-250	Tool Set includes: T-203, T-205, T-210, T-217, A-13	-

# DRAIN CLEANING

## Sectional Machines



### K-60SP Sectional Machine

For 1 1/4" to 4" (32-100 mm) Drain Lines.

- A compact machine for institutional, commercial or residential cleaning. Also ideal for septic tank vacuum truck operators. Small enough to fit into cramped spaces, yet powerful enough to clear tough blockages.
- Ideal for rooftop vent stacks. Rear handle allows for easy transporting up ladders and onto rooftops.
- Remove only two bolts to access jaw set for cleaning or replacement. Removal of same bolts provides access to belt drive.
- Equipped with 1/2 HP motor.
- CSA approved.
- Approved to UL standards (NRTLCL).

#### K-60SP-SE shown below includes:

- K-60SP Machine.
- A-1 RIDGID Drain Cleaning Mitt.
- A-60-12 Rear Guide Hose.
- A-62 Cable Kit, includes:
  - A-8 Cable Carrier.
  - Five Sections Of C-10, 7/8" Cable, Total 75 Feet.
- A-61 Tool Kit, includes:
  - T-101 Straight Auger.
  - T-102 Funnel Auger.
  - T-107 Spade Cutter.
  - T-125 Retrieving Auger.
  - T-150-1 Sharktooth Cutter.
  - A-3 Tool Box.
  - A-12 Pin Key.

Catalog No.	Model No.	Description	Voltage		Weight	
			V	lb.	kg	
66492	K-60SP	Machine with A-1 Operator's Mitt, A-12 Pin Key, and A-60-12 Rear Guide Hose	115	41	18.6	
66497	K-60SP-SE	Machine with A-1 Operator's Mitt, A-12 Pin Key, and A-60-12 Rear, Guide Hose, plus: A-61 Tool Kit and A-62 Cable Kit	115	92	41.7	
66512	K-60SP	Machine with A-1 Operator's Mitt, A-12 Pin Key, and A-60-12 Rear Guide Hose	220	41	18.6	
66517	K-60SP-SE	Machine with A-1 Operator's Mitt, A-12 Pin Key, and A-60-12 Rear, Guide Hose, plus: A-61 Tool Kit and A-62 Cable Kit	220	92	41.7	



## Cables and Leaders

	Image	Catalog No.	Model No.	Description	Weight	
					lb.	kg
7/8" 22 mm		62275	C-10	15' (4.6 m) All- Purpose Wind	9 1/2	4.30
		25036	C-10 IC	15' Cable with Inner Core (4.6 m)	10	4.50
		30007	T-127	7/8" (22 mm) Trap Leader	2	0.90
5/8" 16 mm		51317	C-9	5/8" x 10' (3.1 m) Heavy- Duty Wind	5	2.20
		62270	C-8	5/8" x 7 1/2' (2.3 m) All- Purpose Wind	3	1.40
		25046	C-11IC	7 1/2' Cable with Inner Core (2.3 m)	3 1/2	1.60
		62265	C-7	5/8" x 7 1/2' (2.3 m) Tight- Wind	4	1.80

## Cable Kits and Tool Kit

Image	Catalog No.	Model No.	Description	Weight	
				lb.	kg
	61630	A-62	Standard Equipment Cable Kit for K-60-SE, includes: – Five Sections C-10, 7/8" (22 mm) x 15' (4.6 m) Cable – A-8 Cable Carrier	43	19.50
	61625	A-61	Standard Equipment Tool Kit for K-60-SE, includes: –T-101 Straight Auger –T-102 Funnel Auger –T-107 Spade Cutter –T-125 Retriving Auger –T-150-1 Sharktooth Cutter –A-3 Tool Box –A-12 Pin Key	8	3.60
	59365	A-30	Six Sections: C-8, 5/8" x 7 1/2' (45', 13.7 m)	20	9.10
	48472	A-35	5/8" Cable Kit, includes: Six Sections C-8, 5/8" x 7 1/2" Cable (45', 14 m), A-10 Cable Carrier, T-201 Straight Auger, T-202 Bulb Auger, T-205 "C" Cutter, T-211 Spade Cutter, A-13 Coupling Pin Key	18	8.20
	94492	A-25	5/8" (16 mm) Cable Kit, includes: Five Sections C-8, 5/8" (16 mm) x 7 1/2" (2.3 m) Cable 37.5' (11.5 m) –A-10 Cable Carrier –T-201 Straight Auger –T-202 Bulb Auger –T-205 "C" Cutter –A-13 Coupling Pin Key	18	8.20

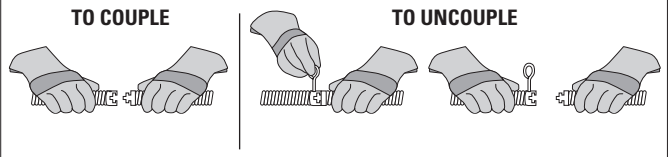
## Accessories

Image	Catalog No.	Model No.	Description	Weight	
				lb.	kg
	59360	A-3	Tool Box	5	2.30
	59205	A-1	Left-Hand RIDGID Drain Cleaning Mitt	1/2	0.20
	59295	A-2	Right-Hand RIDGID Drain Cleaning Mitt	1/2	0.20
	59230	A-13	Pin Key For 3/8" (10 mm) Cable	1/2	0.20
	59225	A-12	Pin Key For 1/2" (12 mm) Cable	1/2	0.20
	61615	A-60-12	12' (3.7 m) Rear Guide Hose For K-60	12	5.50
	76575	A-60-16	16' (4.9 m) Rear Guide Hose For K-60	15 1/2	7.00
	59425	A-36	Cable Caddy	15	6.80
	59470	A-8	Cable Carrier (Holds 75' (23 m) 7/8" (22 mm) Cable/C-10)	5 1/2	2.50
	59210	A-10	Cable Carrier Holds 90' (27 m) C-8, C-9	3 3/4	1.50
	59445	A-5	Grease Gun	1/2	0.20
	65687	-	K-60SP Replacement Jawset	3/4	0.30

## Tools- Fits 7/8" Sectional Cables

Image	Catalog No.	Model No.	Description	Replac. Blade(s)
	62850	T-101	Straight Auger	-
	62855	T-102	Funnel Auger	-
	27642	T-125	Retrieving Auger	-
	62860	T-103	Sawtooth Cutter, 2 1/2" (65 mm)	98070
	62865	T-104	"H" Cutter, 2 1/2" (65 mm)	97800
	62870	T-105	Grease Cutter, 2 1/2" (65 mm)	97920
	62875	T-106	Grease Cutter, 3 1/2" (87 mm)	97925
	62915	T-109	Spiral Sawtooth Cutter, 1 1/2" (45 mm)	97930
	62920	T-110	Spiral Sawtooth Cutter, 2 1/4" (57 mm)	97935
	62925	T-111	Spiral Sawtooth Cutter, 3" (75 mm)	92890
	62930	T-112	4-Blade Cutter, 1 3/4" (45 mm)	97915
	62935	T-113	4-Blade Cutter, 3" (75 mm)	97910
	62940	T-114	Chain Knocker for 4" lines	97985
	98050	T-150	Sharktooth Cutter 3" (75 mm) and 4" (110 mm)	-
	98055	T-150-1	Sharktooth Cutter 3" (75 mm) Blade	98005- 3" (75mm)/ 98010- 3" (100mm)
	98060	T-150-2	Sharktooth Cutter 4" (110 mm) Blade	98010
	62880	T-107	Spade Cutter, 1 3/4" (45 mm)	92850
	54842	T-141	Knife Blade Cutter 1 1/2" (40 mm)	54847
	54852	T-142	Knife Blade Cutter 2 1/2" (65 mm)	97800

## FAST, SIMPLE METHOD TO CONNECT TOOLS



For C-4, C-6, C-7, C-8, C-9, C-10, C-11, C-12, C-14, C-15, C-31, C-32, C-33, C-44, C-45, and C-46.

# DRAIN CLEANING

## Sectional Machines



Model K-1500B  
(B-Frame)



Model K-1500A  
(A-Frame)



### Model K-1500 B W/C-11 shown above includes:

- K-1500 B Machine with A-1 RIDGID Drain Cleaning Mitt, A-12 Pin Key and A-34-12 Rear Guide Hose.
- Seven Sections of 1 1/4" (C-11) Cable, Total 105 Feet.
- Two A-8 Cable Carriers.
- Nine-Piece Tool Set includes:
  - T-1 Straight Auger.
  - T-3 Funnel Auger.
  - T-6 Retrieving Auger.
  - A-3516 Hex Key.
  - T-13 Sawtooth Cutter.
  - T-50-1 Sharktooth Cutter.
  - A-2864 Hex Key.
  - T-8 Grease Cutter.
  - A-3 Tool Box.

### K-1500 Sectional Machine

For 2" to 8" (50-200mm) Drain and Sewer Lines.

- The finest all-around sewer and drain cleaning machine. One man can easily clean the heaviest blockages – indoors or out. High-speed cleaning gets the job done faster...better.
- Wheels to the job site – sets up fast, cleans up fast.
- Low-profile "B" frame design will fit most crawl spaces, loads and unloads from truck easily. Upright "A" frame features cable carrier storage during transport, ideal for in-house applications.
- Equipped to run, easy to handle, 15-foot sections of 1 1/4" cable to clean 3" to 8" (32 m-200 mm) lines to 200 feet (61m).
- Easy clutch jaw change-out adapts K-1500 to run 15-foot sections of 7/8" (4.6/22 mm) cable through 2" to 4" lines up to 175 feet (50-100 mm, 53 m).
- Equipped with 3/4 HP motor; 115V Models.
- CSA approved.
- Approved to UL standards (NRTLCL).

#### Machine Options - A Frame









Catalog No.	Model No.	Description	Voltage		Weight	
			V	lb.	kg	
23692	K-1500A	Machine with A-1 Mitt, A-12 Pin Key, and Rear Guide Hose	115	135	61.3	
23702	K-1500A	Machine with A-1 Mitt, A-12 Pin Key, and A-34-12 Rear Guide Hose, Plus: Seven Sections 1 1/4" (C-14) Cable, Total 105 Feet, Two A-8 Cable Carriers, Nine-Piece 1 1/4" Tool Set*	115	256	116.1	
23712	K-1500A	Machine with A-1 Mitt, A-12 Pin Key, and A-34-12 Rear Guide Hose, Plus: Seven Sections 1 1/4" (C-11) Cable, Total 105 Feet, Two A-8 Cable Carriers, Nine-Piece 1 1/4" Tool Set*	115	256	116.1	
27592	K-1500A	Machine with A-1 Mitt, A-12 Pin Key, and A-34-12 Rear Guide Hose, Plus: Seven Sections 1 1/4" (C-11) Cable, Total 105 Feet, Two A-8 Cable Carriers, Nine-Piece 1 1/4" Tool Set*	220	256	116.1	
27612	K-1500A	Machine with A-1 Mitt, A-12 Pin Key, and Rear Guide Hose	220	135	61.3	

\*A-369-X 1 1/4" Jaw Set



#### Machine Options -B Frame

Catalog No.	Model No.	Description	Voltage		Weight	
			V	lb.	kg	
23697	K-1500B	Machine with A-1 Mitt, A-12 Pin Key, and A-34-12 Rear Guide Hose	115	135	61.3	
23707	K-1500B	Machine with A-1 Mitt, A-12 Pin Key, and A-34-12 Rear Guide Hose, Plus: Seven Sections 1 1/4" (C-14) Cable Total 105 Feet, Two A-8 Cable Carriers, Nine-Piece 1 1/4" Tool Set	115	256	116.1	
23717	K-1500B	Machine with A-1 Mitt, A-12 Pin Key, and A-34-12 Rear Guide Hose, Plus: Seven Sections 1 1/4" (C-11) Cable, Total 105 Feet, Two A-8 Cable Carriers, Nine-Piece 1 1/4" Tool Set	115	256	116.1	
27597	K-1500B	Machine with A-1 Mitt, A-12 Pin Key, and A-34-12 Rear Guide Hose, Plus: Seven Sections 1 1/4" (C-11) Cable, Total 105 Feet, Two A-8 Cable Carriers, Nine-Piece 1 1/4" Tool Set	220	256	116.1	
27617	K-1500B	Machine with A-1 Mitt, A-12 Pin Key, and A-34-12 Rear Guide Hose	220	135	61.3	
27637	K-1500B	Machine with A-1 Mitt, A-12 Pin Key, and A-34-12 Rear Guide Hose, Plus: Seven Sections 1 1/4" (C-11) Cable, Total 105 Feet, Two A-8 Cable Carriers, Nine-Piece 1 1/4" Tool Set	220	256	116.1	
33922	-	K-1500B Special Kit	220	210	95.0	











## Cables and Leaders

	Catalog No.	Model No.	Description	Weight	
				lb.	kg
1" x 32 mm	 62280	C-11	15' (4,6 m) Standard All-Purpose Wind. 3/8" (10 mm) Pitch. Good for 4" (110 mm) Traps, 3" (75 mm) - 8" (200 mm) Lines	16	7.30
	 24226	C-11 PC	15' Standard All- Purpose Wind 3/8" Pitch w/ Plastic Core, Good For 4" Traps	17 3/5	8.00
	 62285	C-12	15' (4,6 m) Extra-Heavy- Duty Wind. 3/8" (10 mm) Pitch. Recommended For 4" (110 mm) - 10" (250 mm) Long Runs, No 4" (110 mm) Traps	19	8.60
	 62295	C-14	15' (4,6) Extra-Flexible Wind. 1/2" (13 mm) Pitch. Recommended For 3" (75 mm) - 10" (250 mm) Lines Through Cleanout, No 4" (110 mm) Traps	16	6.80
	 62300	C-15	15' (4,6) Extra-Flexible Wind. 1/2" (13 mm) Pitch. Recommended For 3" (75 mm) - 6" (150 mm) Lines Good for Traps	12	5.50
	 63090	T-27	1 1/4" (32 mm) x 25' (63,5 cm) Leader	2 3/4	1.20
7/8" x 22 mm	 62275	C-10	15' (4,6 m) All- Purpose Wind	9 1/2	4.30
	 25036	C-10 PC	15' Cable with Inner Core (4,6 m)	10	4.50






















## Cable Kits

	Catalog No.	Model No.	Description	Weight	
				lb.	kg
	61630	A-61	Standard Equipment Tool Kit for K-60-SE, includes: -T-101 Straight Auger -T-102 Funnel Auger -T-107 Spade Cutter -T-125 Retriving Auger -T-150-1 Sharktooth Cutter -A-3 Tool Box -A-12 Pin Key	8	3.60
	61625	A-62	Standard Equipment Cable Kit for K-60-SE, includes: - Five Sections C-10, 7/8" (22 mm) x 15' (4,6 m) Cable - A-8 Cable Carrier	43	19.50

## Accessories

	Catalog No.	Model No.	Description	Weight	
				lb.	kg
	59205	A-1	Left-Hand RIDGID Drain Cleaning Mitt	1/2	0.20
	59295	A-2	Right-Hand RIDGID Drain Cleaning Mitt	1/2	0.20
	59225	A-12	Pin Key For 1/2" (12 mm) Cable	1/2	0.20
	59240	A-17	Manhole Guide Pipe	23	10.40
	59300	A-20	8-Foot (2,4 m) Front Guide Hose Assembly	25	11.40
	59320	A-369X	1 1/4" (32 mm) Replacement Jawset	3/4	0.30
	59325	A-368X	7/8" Jaw Set	3/4	0.30
	59360	A-3	Tool Box	5	2.30
	59395	A-34-12	12-Foot (3,7 m) Rear Guide Hose	20	9.10
	59400	A-34-16	16-Foot (4,9 m) Rear Guide Hose	26 1/2	12.00
	59415	A-34-10	10-Foot (3,1 m) Rear Guide Hose	13 3/8	6.20
	59440	A-4	Trap Spoon (30", 76 cm)	13 1/4	0.80
	59470	A-8	Cable Carrier (Holds 75' (23 m) 7/8" (22 mm) Cable/C-10)	5 1/2	2.50
	59475	A-9	Cable Carrier 150-Foot (45,7) Capacity 1 1/4" (32 mm)	14	6.40
	62467	A-1HD	Heavy-Duty Left-Hand RIDGID Drain Cleaning Mitt	1/2	0.20
	62472	A-2HD	Heavy-Duty Right-Hand RIDGID Drain Cleaning Mitt	1/2	0.20

## Tools

	Catalog No.	Model No.	Description	Replac. Blade(s)
	59480	T-11	"H" Cutter, 2 1/2" (65 mm)	97800
	59485	T-12	"H" Cutter, 3 1/2" (89 mm)	97945
	61770	T-15A	Expanding Cutter, 4" - 6" (110-150 mm)	62970
	61790	T-4	Heavy-Duty Funnel Auger	-
	61800	T-2	Heavy-Duty Straight Auger	-
	61825	T-15B	Expanding Cutter, 6" - 8" (150-200 mm)	62980
	61970	T-13	Sawtooth Cutter, 2 1/2" (65 mm)	98070
	61975	T-14	Sawtooth Cutter, 3 1/2" (89 mm)	98075
	62840	T-1	Straight Auger	-
	62845	T-10	Grease Cutter, 4 1/2" (114 mm)	97865
	63105	T-3	Funnel Auger	-
	63190	T-5	Straight Retrieving Auger	-
	63195	T-6	Funnel Retrieving Auger Run Machine In Reverse	-
	63200	T-7	Hook Auger	-
	63205	T-8	Grease Cutter, 2 1/2" (65 mm)	97920
	63210	T-9	Grease Cutter, 3 1/2" (89 mm)	97925
	59625	T-21	Spiral Sawtooth Cutter, 2 1/2"	-
	59765	T-24	4-Blade Cutter, 2 1/2" (65 mm)	97940
	59770	T-25	4-Blade Cutter, 3 1/2" (89 mm)	97975
	59775	T-26	4-Blade Cutter, 4 1/2" (114 mm)	97805
	59780	T-26A	4-Blade Cutter, 5 1/2" (140 mm)	97980
	61850	T-17	Spiral Bar Cutter, 6" (150 mm)	97955
	61855	T-18	Spiral Bar Cutter, 8" (200 mm)	97960
	61960	T-16	Spiral Bar Cutter, 4" (110 mm)	97855
	63075	T-22	Spiral Sawtooth Cutter, 3"	-
	63085	T-23	Spiral Sawtooth Cutter, 4" (110 mm)	97850
	63110	T-31	Chain Knocker, For 3" - 4" Pipe (75-110 mm)	97985
	63115	T-32	Chain Knocker, For 6" Pipe (150 mm)	97990
	63120	T-33	Chain Knocker, For 8" Pipe (200 mm)	97995
	63145	T-38	Flue Brush, 1 1/2" (40 mm)	-
	63150	T-39	Flue Brush, 2" (50 mm)	-
	63155	T-40	Flue Brush, 2 1/2" (65 mm)	-
	63160	T-41	Flue Brush, 3" (76 mm)	-
	63165	T-42	Flue Brush, 3 1/2" (89 mm)	-
	63170	T-43	Flue Brush, 4" (110 mm)	-
	63175	T-44	Flue Brush, 4 1/2" (114 mm)	-
	63180	T-46	Flue Brush, 5 1/2" (140 mm)	-
	63185	T-47	Flue Brush, 6"	-
	63240	T-45	Flue Brush, 5" (127 mm)	-
		98030	T-50	Three Blade 3-4-5" (75-110-127 mm)
	98035	T-50-1	Sharktooth Cutter, 3" (75 mm)	98005
	98040	T-50-2	Sharktooth Cutter, 4" (110 mm)	98010
	98045	T-50-3	Sharktooth Cutter, 5" (127 mm)	98015



# DRAIN CLEANING

## Sectional Machines



Model K-1500SP B-Frame

### K-1500SP Sectional Machine

For 2" to 10" (50-250 mm) Drain and Sewer Lines.

- The finest all-around sewer and drain cleaning machine. One man can easily clean the heaviest blockages – indoors or out. High-speed cleaning gets the job done faster..better.
- Unique, easy-to-use, instant-acting cable clutch maximizes operator control: Pull handle down and cable spins at 600 RPM Release handle, cable stops instantly.
- Wheels to the job site – sets up fast, cleans up fast.
- Equipped to run, easy to handle, 15-foot (4,6 m) sections of 1 1/4" (32 mm) cable to clean 3" (75 mm) to 10" (250 mm) lines to 300' (91 m).
- Easy clutch jaw change-out adapts K-1500 to run 15-foot (4,6 m) sections of 7/8" (22 mm) cable through 2" (50 mm) to 4" (110 mm) lines up to 175' (53 m).
- Equipped with full 1500W motor and heavy-duty rotary switch.
- 10" solid ball bearing wheels.
- Low profile frame design will fit most crawl spaces.
- Includes A-1 RIDGID drain cleaning mitt and operators manual.
- Approved by CSA to CSA and UL Standards (115V only).

### Machine Options -B Frame

Catalog No.	Model No.	Description	Voltage	Weight	
				lb.	kg
43507	K-1500SP	120V-60Hz Machine with A-1 Operator's Mitt and A-12 Pin Key, Plus: A-34-12 Rear Guide Hose	115	141	64
46907	K-1500SP	120V-60Hz Machine with A-1 Operator's Mitt and A-12 Pin Key, Plus: A-34-12 Rear Guide Hose, A-34-12 Rear Guide Hose, 150 Feet, Ten Sections of C-11, 1 1/4" Cable, Three A-8 Cable Carriers, A-3 Tool Box, Eight-Piece 1 1/4" Tool Package	115	317	144
91027	K-1500SPB	120V-60Hz Machine with A-1 RIDGID Drain Cleaning Mitt and A-12 Pin Key Plus : - A-34-12 Rear Guide Hose - C-14 Three Carrier Cable Combination Kit	115	297	135
43512	K-1500SP	220/240V-50Hz Machine with A-1 Operator's Mitt and A-12 Pin Key, Plus: A-34-12 Rear Guide Hose	115	141	64



Model K-1500SP with C-11 shown above








- K-1500SP w/C-11 includes: K-1500SP Machine with A-1 RIDGID Drain Cleaning Mitt and A-12 Pin Key.
- A-34-12 Rear Guide Hose.
- 150 Feet, Ten Sections of C-11, 1 1/4" Cable.
- Three A-8 Cable Carriers.
- Nine-Piece 1 1/4" Tool Package, includes:
  - T-1 Straight Auger.
  - T-3 Funnel Auger.– T-6 Retrieving Auger.
  - T-8 2 1/2" Grease Cutter.
  - T-13 2 1/2" Sawtooth Cutter.
  - T-50 Sharktooth Cutter with 3", 4" and 5" Blades.
  - A-2864 Hex Key (3/16").
  - A-3 Tool Box.
  - A-3516 Hex Key (1/4").

### Machine Options - A Frame



Catalog No.	Model No.	Description	Voltage	Weight	
				lb.	kg
46837	K-1500SPA	120V Machine with A-1 Operator's Mitt and A-12 Pin Key, Plus: A-34-12 Rear Guide Hose	115	150	68
46902	K-1500SPA	120V Machine with A-1 Operator's Mitt and A-12 Pin Key, Plus: A-34-12 Rear Guide Hose, A-34-12 Rear Guide Hose, 150 Feet, Ten Sections of C-11, 1 1/4" Cable, Three A-8 Cable Carriers, A-3 Tool Box, Eight-Piece 1 1/4" Tool Package	115	326	148
91032	K-1500SPA	120V Machine with A-1 Operator's Mitt and A-12 Pin Key, Plus: A-34-12 Rear Guide Hose & C-14 Three Carrier Cable Combination Kit	115	317	144
45302	K-1500A Only	Machine with A-1 RIDGID Drain Cleaning Mitt, A-12 Pin Key, and A 34-12 Rear Guide Hose	115	132	60
45307	K-1500A SE	Machine with A-1 RIDGID Drain Cleaning Mitt, A-12 Pin Key, and A-34-12 Rear Guide Hose, Plus SE Tool Kit (see below).	115	254	115



## Cables and Leaders

	Catalog No.	Model No.	Description	Weight	
				lb.	kg
	24226	C-11	15' Standard All-Purpose Wind $\frac{3}{8}$ " Pitch w/ Plastic Core, Good For 4" Traps	17 $\frac{3}{5}$	8.0
	25036	C-10 IC	15' Cable with Inner Core (4,6 m)	10	4.5
	62275	C-10	15' (4,6 m) All-Purpose Wind	9 $\frac{1}{2}$	4.3
	62280	C-11	15' (4,6 m) Extra-Heavy-Duty Wind. $\frac{3}{8}$ " (10 mm) Pitch. Good for 4" (110 mm) Traps, 3" (75 mm) - 8" (200 mm) Lines	16	7.3
	62285	C-12	15' (4,6 m) Standard All-Purpose Wind. $\frac{3}{8}$ " (10 mm) Pitch. Recommended For 4" (110 mm) - 10" (250 mm) Long Runs, No 4" (110 mm) Traps	19	8.6
	62295	C-14	15' (4,6) Extra-Flexible Wind. $\frac{1}{2}$ " (13 mm) Pitch. Recommended For 3" (75 mm) - 10" (250 mm) Lines Through Cleanout, No 4" (110 mm) Traps	16	6.8
	62300	C-15	15' (4,6) Extra-Flexible Wind. $\frac{1}{2}$ " (13 mm) Pitch. Recommended For 3" (75 mm) - 6" (150 mm) Lines Good for Traps	12	5.5
-	63090	T-27	1 $\frac{1}{4}$ " (32 mm) x 25' (63,5 cm) Leader	2 $\frac{3}{4}$	1.2






## Cable Kits and Tool Kit

	Catalog No.	Model No.	Description	Weight	
				lb.	kg
	61625	A-61	Standard Equipment Tool Kit for K-60-SE, includes: -T-101 Straight Auger -T-102 Funnel Auger -T-107 Spade Cutter -T-125 Retriving Auger -T-150-1 Sharktooth Cutter -A-3 Tool Box -A-12 Pin Key	8	3.60
	61630	A-62	Standard Equipment Cable Kit for K-60-SE, includes: - Five Sections C-10, $\frac{7}{8}$ " (22 mm) x 15' (4,6 m) Cable - A-8 Cable Carrier	43	19.50














## C-14 Heavy-Duty Accessory Kit

	Catalog No.	Model No.	Description	Weight	
				lb.	kg
-	48457	-	C-14 Three-Carrier Cable Combination Kit Includes: 150' C-14 Cable, Ten Sections 1 $\frac{1}{4}$ ", Three Cable Carriers, A-3 Toolbox and A-12 Pin Key, T-2 HD Straight Auger; T-4 HD Funnel Auger; T-6 Funnel Retrieving Auger; T-8 Spade Cutter; T-13 Saw Tooth Cutters; T-50 Sharktooth	160	72.60

## Accessories

	Catalog No.	Model No.	Description	Weight	
				lb.	kg
	59470	A-8	Cable Carrier (Holds 75' (23 m) $\frac{7}{8}$ " (22 mm) Cable/C-10)	5 $\frac{1}{2}$	2.5
	59475	A-9	Cable Carrier 150-Foot (45,7) Capacity 1 $\frac{1}{4}$ " (32 mm)	14	6.4
	59415	A-34-10	10-Foot (3,1 m) Rear Guide Hose	13 $\frac{3}{8}$	6.2
	59395	A-34-12	12-Foot (3,7 m) Rear Guide Hose	20	9.1
	59400	A-34-16	16-Foot (4,9 m) Rear Guide Hose	26 $\frac{1}{2}$	12.0
-	59300	A-20	8-Foot (2,4 m) Front Guide Hose Assembly	25	11.4
	59205	A-1	Left-Hand RIDGID Drain Cleaning Mitt	$\frac{1}{2}$	0.2
	59295	A-2	Right-Hand RIDGID Drain Cleaning Mitt	$\frac{1}{2}$	0.2
	62467	A-1HD	Heavy-Duty Left-Hand RIDGID Drain Cleaning Mitt	$\frac{1}{2}$	0.2
	62472	A-2HD	Heavy-Duty Right-Hand RIDGID Drain Cleaning Mitt	$\frac{1}{2}$	0.2
	59360	A-3	Tool Box	5	2.3
	59225	A-12	Pin Key For $\frac{1}{2}$ " (12 mm) Cable	$\frac{1}{2}$	0.2
-	59440	A-4	Trap Spoon (30", 76 cm)	1 $\frac{3}{4}$	0.8
-	59240	A-17	Manhole Guide Pipe	23	10.4
-	59320	A-369X	1 $\frac{1}{4}$ " (32 mm) Replacement Jawset	$\frac{3}{4}$	0.3
-	59325	A-368X	$\frac{7}{8}$ " Jaw Set	$\frac{3}{4}$	0.3

## Tools

	Catalog No.	Model No.	Description	Replac. Blade(s)
	59485	T-12	"H" Cutter, 3 $\frac{1}{2}$ " (89 mm)	97945
	59625	T-21	Spiral Sawtooth Cutter, 2 $\frac{1}{2}$ "	-
	59765	T-24	4-Blade Cutter, 2 $\frac{1}{2}$ " (65 mm)	97940
	59770	T-25	4-Blade Cutter, 3 $\frac{1}{2}$ " (89 mm)	97975
	59775	T-26	4-Blade Cutter, 4 $\frac{1}{2}$ " (114 mm)	97805
	59780	T-26A	4-Blade Cutter, 5 $\frac{1}{2}$ " (140 mm)	97980
-	61770	T-15A	Expanding Cutter, 4" - 6" (110-150 mm)	62970
	61790	T-4	Heavy-Duty Funnel Auger	-
	61800	T-2	Heavy-Duty Straight Auger	-
-	61825	T-15B	Expanding Cutter, 6" - 8" (150-200 mm)	62980
	61850	T-17	Spiral Bar Cutter, 6" (150 mm)	97955
	61855	T-18	Spiral Bar Cutter, 8" (200 mm)	97960
	61960	T-16	Spiral Bar Cutter, 4" (110 mm)	97855
	61970	T-13	Sawtooth Cutter, 2 $\frac{1}{2}$ " (65 mm)	98070
	62840	T-1	Straight Auger	-
	62845	T-10	Grease Cutter, 4 $\frac{1}{2}$ " (114 mm)	97865
	63075	T-22	Spiral Sawtooth Cutter, 3"	-
	63085	T-23	Spiral Sawtooth Cutter, 4" (110 mm)	97850
	63105	T-3	Funnel Auger	-
	63110	T-31	Chain Knocker, For 3"- 4" Pipe (75-110 mm)	97985
	63115	T-32	Chain Knocker, For 6" Pipe (150 mm)	97990
	63120	T-33	Chain Knocker, For 8" Pipe (200 mm)	97995
	63145	T-38	Flue Brush, 1 $\frac{1}{2}$ " (40 mm)	-
	63150	T-39	Flue Brush, 2" (50 mm)	-
	63155	T-40	Flue Brush, 2 $\frac{1}{2}$ " (65 mm)	-
	63160	T-41	Flue Brush, 3" (76 mm)	-
	63165	T-42	Flue Brush, 3 $\frac{1}{2}$ " (89 mm)	-
	63170	T-43	Flue Brush, 4" (110 mm)	-
	63175	T-44	Flue Brush, 4 $\frac{1}{2}$ " (114 mm)	-
	63180	T-46	Flue Brush, 5 $\frac{1}{2}$ " (140 mm)	-
	63185	T-47	Flue Brush, 6"	-
-	63190	T-5	Straight Retrieving Auger	-
-	63195	T-6	Funnel Retrieving Auger Run Machine In Reverse	-
-	63200	T-7	Hook Auger	-
	63205	T-8	Grease Cutter, 2 $\frac{1}{2}$ " (65 mm)	97920
	63210	T-9	Grease Cutter, 3 $\frac{1}{2}$ " (89 mm)	97925
	63240	T-45	Flue Brush, 5" (127 mm)	-
	98030	T-50	Three Blade 3-4-5" (75-110-127 mm)	-
	98035	T-50-1	Sharktooth Cutter, 3" (75 mm)	98005
	98040	T-50-2	Sharktooth Cutter, 4" (110 mm)	98010
	98045	T-50-3	Sharktooth Cutter, 5" (127 mm)	98015

# DRAIN CLEANING

## Sectional Machines



Model K-1500G

### K-1500G Sectional Machine

For 2" to 10" (50-250 mm) Drain/Sewer Lines.

- A gasoline engine makes the Model K-1500G well-suited for cleaning lines in remote locations where electrical power is unavailable. Cuts through roots fast.
- Unique, easy-to-use, instant-acting cable clutch maximizes operator control. Pull down on the handle and the cable spins at 600 RPM. Release handle, cable stops instantly.
- Comes equipped to use 1 1/4" (32 mm) cable to clean 3" (75 mm) to 10" (250 mm) lines through 300 feet (92 m).
- 6 HP gasoline engine drives cable via four-speed transmission. Allows the operator to vary the cable spinning speed to fit the application. Forward speeds of 333, 425 and 500 RPM, and a reverse speed of 250 RPM.
- Low-profile, four-wheel cart easily rolls to the job. Guards against machine upset and possible fuel spillage.
- Includes A-1 RIDGID® drain cleaning mitt and operator's manual.

### Specifications

- Machine Dimensions.
- Width Wheel to Wheel – 26".
- Length Including Kickstand – 28".
- Ground to Top of Handle – 38".
- Back of Handle to Front – 49".
- Ground to Top of Housing Shell – 27".

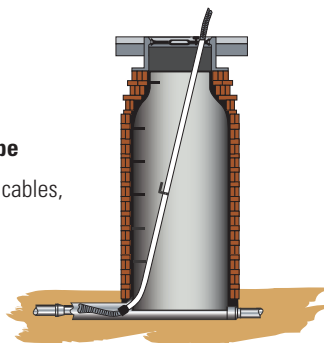


Model K-1500G with C-14 shown above









Catalog No.	Model No.	Description	Weight	
			lb.	kg
44587	K-1500G	Machine Only with A-1 RIDGID Drain Cleaning Mitt, A-12 Coupling Pin Key and A-34-10 Rear Guide Hose, A-369-X 1 1/4" (32 mm) Jaw Set	190	86.4
48462	K-1500G w/C-14	Machine with Standard Equipment, includes: – Ten Sections Of C-14 Cable, Total 150 Feet (45.7 m) – Three A-8 Cable Carriers – A-1 Left-Hand RIDGID Drain Cleaning Mitt – A-12 Coupling Pin Key – A-34-12 Rear Guide Hose – A-2864 Hex Key – A-3516 Hex Key – A-3 Tool Box – T-2 Heavy-Duty Straight Auger – T-4 Heavy-Duty Funnel Auger – T-6 Retrieving Auger – T-8 Grease Cutter – T-13 Sawtooth Cutter – T-50 Sharktooth Cutter	350	159.0

### A-17 Manhole Guide Pipe














Adjusts 7' to 12', supports cables, locks into place quickly.
































## Cables and Leaders

	Catalog No.	Model No.	Description	Weight	
				lb.	kg
	25036	C-10 IC	15' Cable with Inner Core (4.6 m)	10	4.50
	25046	C-11IC	7 1/2' Cable with Inner Core (2.3 m)	3 1/2	1.60
	62275	C-10	15' (4.6 m) All- Purpose Wind	9 1/2	4.30
	62280	C-11	15' (4.6 m) Standard All-Purpose Wind. 3/8" (10 mm) Pitch. Good for 4" (110 mm) Traps, 3" (75 mm) - 8" (200 mm) Lines	16	7.30
	62285	C-12	15' (4.6 m) Extra-Heavy- Duty Wind. 3/8" (10 mm) Pitch. Recommended For 4" (110 mm) - 10" (250 mm) Long Runs, No 4" (110 mm) Traps	19	8.60
	62295	C-14	15' (4.6) Extra-Flexible Wind. 1/2" (13 mm) Pitch. Recommended For 3" (75 mm) - 10" (250 mm) Lines Through Cleanout, No 4" (110 mm) Traps	16	6.80
	62300	C-15	15' (4.6) Extra-Flexible Wind. 1/2" (13 mm) Pitch. Recommended For 3" (75 mm) - 6" (150 mm) Lines Good for Traps	12	5.50
	63090	T-27	1 1/4" (32 mm) x 25' (63.5 cm) Leader	2 3/4	1.20

## Accessories

	Catalog No.	Model No.	Description	Weight	
				lb.	kg
	59205	A-1	Left-Hand RIDGID Drain Cleaning Mitt	1/2	0.20
	59225	A-12	Pin Key For 1/2" (12 mm) Cable	1/2	0.20
	59240	A-17	Manhole Guide Pipe	23	10.40
	59295	A-2	Right-Hand RIDGID Drain Cleaning Mitt	1/2	0.20
	59300	A-20	8-Foot (2.4 m) Front Guide Hose Assembly	25	11.40
	59320	A-369X	1 1/4" (32 mm) Replacement Jawset	3/4	0.30
	59360	A-3	Tool Box	5	2.30
	59395	A-34-12	12-Foot (3.7 m) Rear Guide Hose	20	9.10
	59415	A-34-10	10-Foot (3.1 m) Rear Guide Hose	13 3/8	6.20
	59440	A-4	Trap Spoon (30" / 76 cm)	1 3/4	0.80
	59470	A-8	Cable Carrier (Holds 75' (23 m) 7/8" (22 mm) Cable/C-10)	5 1/2	2.50
	59475	A-9	Cable Carrier 150-Foot (45.7 m) Capacity 1 1/4" (32 mm)	14	6.40
	59400	A-34-16	16-Foot (4.9 m) Rear Guide Hose	26 1/2	12.00

## Tools

	Catalog No.	Model No.	Description	Replac. Blade(s)
	59485	T-12	"H" Cutter, 3 1/2" (89 mm)	97945
	59625	T-21	Spiral Sawtooth Cutter, 2 1/2"	-
	59765	T-24	4-Blade Cutter, 2 1/2" (65 mm)	97940
	59770	T-25	4-Blade Cutter, 3 1/2" (89 mm)	97975
	59775	T-26	4-Blade Cutter, 4 1/2" (114 mm)	97805
	59780	T-26A	4-Blade Cutter, 5 1/2" (140 mm)	97980
	61770	T-15A	Expanding Cutter, 4" - 6" (110-150 mm)	62970
	61790	T-4	Heavy-Duty Funnel Auger	-
	61800	T-2	Heavy-Duty Straight Auger	-
	61825	T-15B	Expanding Cutter, 6" - 8" (150-200 mm)	62980
	61850	T-17	Spiral Bar Cutter, 6" (150 mm)	97955
	61855	T-18	Spiral Bar Cutter, 8" (200 mm)	97960
	61960	T-16	Spiral Bar Cutter, 4" (110 mm)	97855
	61970	T-13	Sawtooth Cutter, 2 1/2" (65 mm)	98070
	61975	T-14	Sawtooth Cutter, 3 1/2" (89 mm)	98075
	62840	T-1	Straight Auger	-
	62845	T-10	Grease Cutter, 4 1/2" (114 mm)	97865
	63075	T-22	Spiral Sawtooth Cutter, 3"	-
	63085	T-23	Spiral Sawtooth Cutter, 4" (110 mm)	97850
	63105	T-3	Funnel Auger	-
	63110	T-31	Chain Knocker, For 3" - 4" Pipe (75-110 mm)	97985
	63115	T-32	Chain Knocker, For 6" Pipe (150 mm)	97990
	63120	T-33	Chain Knocker, For 8" Pipe (200 mm)	97995
	63145	T-38	Flue Brush, 1 1/2" (40 mm)	-
	63150	T-39	Flue Brush, 2" (50 mm)	-
	63155	T-40	Flue Brush, 2 1/2" (65 mm)	-
	63160	T-41	Flue Brush, 3" (76 mm)	-
	63165	T-42	Flue Brush, 3 1/2" (89 mm)	-
	63170	T-43	Flue Brush, 4" (110 mm)	-
	63175	T-44	Flue Brush, 4 1/2" (114 mm)	-
	63180	T-46	Flue Brush, 5 1/2" (140 mm)	-
	63190	T-5	Straight Retrieving Auger	-
	63195	T-6	Funnel Retrieving Auger Run Machine In Reverse	-
	63200	T-7	Hook Auger	-
	63205	T-8	Grease Cutter, 2 1/2" (65 mm)	97920
	63210	T-9	Grease Cutter, 3 1/2" (89 mm)	97925
	63240	T-45	Flue Brush, 5" (127 mm)	-
	98030	T-50	Three Blade 3-4-5" (75-110-127 mm)	-
	98035	T-50-1	Sharktooth Cutter, 3" (75 mm)	98005
	98040	T-50-2	Sharktooth Cutter, 4" (110 mm)	98010
	98045	T-50-3	Sharktooth Cutter, 5" (127 mm)	98015

## DRAIN CLEANING

# Rodder Machines



Model K-1000

### K-1000 Rodder Machine

For 8" to 24" (200-610mm) Drain/Sewer Lines.

- A rugged, compact machine well-suited for straight main line work in municipalities, universities, institutions and industry. Drives sectional sewer rods through long, straight runs of larger diameter pipe – up to 500 feet (150 m).
- Equipped with a 6 HP gasoline engine and forward/reverse transmission. Rod rotates at 133 RPM in forward and reverse at full throttle.
- Spring-loaded throttle control is hand operated. Varies rod speed within range. Returns engine speed to idle and disengages clutch when operator releases throttle.
- Adjustable torque limiter minimizes kinking of rods and excessive torque through transmission system.
- Large 10" (250 mm) wheels on frame for optimal transport.
- Includes A-1 RIDGID drain cleaning mitt and operator's manual.

Catalog No.	Model No.	Description	Weight	
			lb.	kg
59175	K-1000	Rodder Machine, includes: – B-3542 Rod Driver – A-2704 Tool Driver – A-3567 Drive Pin – R-0 Rod Turner – A-4558 Torque Adapter – A-12 Coupling Pin Key – A-1 Left-Hand RIDGID Drain Cleaning Mitt – A-2 Right-Hand RIDGID Drain Cleaning Mitt	160	75
84295	K-1000	Rodder Machine, same as above, plus: – 20 Sections of A-2475, 5/16" (8 mm) Rod, Total of 100 Feet (30 m) – T-300 Spear Head Cutter – T-317 Auger – T-326 Pick-Up Tool	210	95

## Rods

	Catalog No.	Model No.	Description	Weight	
				lb.	kg
	60355	A-2474	3' (0.9 m) Solid Sectional Rod, Includes: R-1 Male and R-2 Female Couplings	1 1/4	0.6
	60360	A-2475	5' (1.5 m) Solid Sectional Rod, Includes: R-1 Male and R-2 Female Couplings	13 1/4	0.8
	60365	A-2476	10' (3.0 m) Solid Sectional Rod, Includes: R-1 Male and R-2 Female Couplings	3	1.4

## Accessories

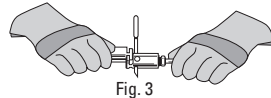
	Catalog No.	Model No.	Description	Weight	
				lb.	kg
	59835	K-10	Complete Set of Quick- Connect Rod Couplings: One Each R-1 and R-2	3/8	0.20
	59560	R-1	Male Rod Coupling	1/4	0.10
	59555	R-2	Female Rod Coupling	1/8	0.10
	61875	R-7	Male Tool Coupling, connects Tool Adapter to Rodding Tool	1/2	0.20
	61885	R-8	Female Tool Coupling, connects Tool to Tool Adapter	1/2	0.20
	60700	A-2704	Tool Adapter, includes R-2 and R-7 Couplings	2 1/4	1.00
	62170	B-3542	Rod Holder For K-1000	3 3/8	1.50
	62815	R-0	Rod Turner, used to manually turn Rods in short runs	3 1/4	1.50
	59205	A-1	Left-Hand RIDGID Drain Cleaning Mitt	1/2	0.20
	59295	A-2	Right-Hand RIDGID Drain Cleaning Mitt	1/2	0.20
	59360	A-3	Tool Box	5	2.30
	59225	A-12	Pin Key For 1/2" (12 mm) Cable	1/2	0.20

## Rods, Rodding Tools, and Accessories

- RIDGID K-10 quick-connect couplings make rodding jobs easier than ordinary threaded couplings:
  - To connect rods, align and snap them together for a solid connection (Fig. 1 and 2).



- To disconnect, insert the pin key and slide the couplings apart (Fig. 3).



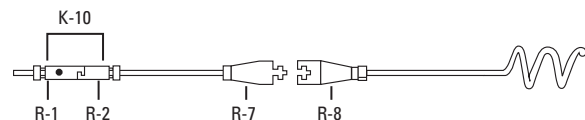
- One coupling pin key replaces assembly tool and wrench required to connect ordinary threaded couplings. Easy-to-add rods or tools. No bulky reels.
- Convert existing tools and rods to the RIDGID quick-connect system:
  - One pair of R1 and R2 couplings substitute for one threaded coupling.
  - Standard left-hand and-right hand rod nuts fasten R1 and R2 couplings to existing rods.
  - R-8 couplings adapt each rod tool to quick-connect system.
  - A-2704 adapts rod couplings to larger-size tool couplings.

## Tools

	Catalog No.	Model No.	Description	Weight	
				lb.	kg
	62045	T-300	Spear Head	1 1/8	0.80
	62050	T-301	Round Stock Corkscrew, 1 1/2" (40 mm)	1 1/4	0.60
	62055	T-302	Round Stock Corkscrew, 2" (50 mm)	1 1/2	0.70
	62060	T-303	Round Stock Corkscrew, 2 1/2" (65 mm)	1 3/4	0.80
	62065	T-304	Round Stock Corkscrew, 3" (75 mm)	1 3/4	0.80
	62075	T-306	Double Corkscrew, 3" (75 mm)	2 1/4	1.00
	62080	T-307	Double Corkscrew, 4" (110 mm)	2 1/2	1.10
	62090	T-309	Square Stock Corkscrew, 3" (75 mm)	2 1/4	1.00
	62095	T-310	Square Stock Corkscrew, 4" (110 mm)	2 1/2	1.10
	62100	T-311	Square Stock Corkscrew, 5" (125 mm)	3 1/4	1.50
	62105	T-312	Square Stock Corkscrew, 6" (150 mm)	3 3/4	1.70
	62370	T-313	Square Stock Corkscrew, 8" (200 mm)	6 1/2	3.00
	62375	T-314	Square Stock Corkscrew, 10" (250 mm)	7 1/2	3.40
		62110	T-316	Auger, 3" (75 mm)	3
62115		T-317	Auger, 4" (110 mm)	3 1/2	1.50
62120		T-318	Auger, 5" (125 mm)	4 1/2	2.00
62125		T-319	Auger, 6" (150 mm)	5	2.30
62385		T-320	Auger, 8" (200 mm)	8 1/2	3.90
62390		T-321	Auger, 10" (250 mm)	9 1/2	4.30
	62140	T-326	Pick-Up Tool	1	0.50

The following Heavy-Duty Cable Tools are also recommended for use with rod.

	Catalog No.	Model No.	Description	Replac. Blade(s)
	61800	T-2	Heavy-Duty Straight Auger	-
	61790	T-4	Heavy-Duty Funnel Auger	-
	63200	T-7	Hook Auger	-
	61960	T-16	Spiral Bar Cutter, 4" (110 mm)	97855
	61850	T-17	Spiral Bar Cutter, 6" (150 mm)	97955
	61855	T-18	Spiral Bar Cutter, 8" (200 mm)	97960
	63085	T-23	Spiral Sawtooth Cutter, 4" (110 mm)	97850
	59765	T-24	4-Blade Cutter, 2 1/2" (65 mm)	97940
	59770	T-25	4-Blade Cutter, 3 1/2" (89 mm)	97975
	59775	T-26	4-Blade Cutter, 4 1/2" (114 mm)	97805
	59780	T-26A	4-Blade Cutter, 5 1/2" (140 mm)	97980



# DRAIN CLEANING

## Water Jetting Machines



Model KJ-1350-C on Model H-10 Cart

### KJ-1350 Water Jetter

For 1 1/4" to 4" (32-100mm) Drain Lines.

- This jetter propels a highly flexible hose through 1 1/4" to 4" lines—blasting through sludge, soap and grease blockages. As you pull the hose back, it power scrubs the line, flushing debris away and restoring drain lines to their free-flowing capacity.
- Powerful: Actual working pressure of 1350 psi and flow of 1.4 GPM for fast, effective cleaning of lines.
- Pulse Action: Activate the Model KJ-1350's plus action to easily negotiate difficult bends and traps. The Model KJ-1350-2 has a second level of pulse.
- Portable and Compact: The optional H-10 Cart rolls the jetter and hose to the job site. Jetter and hose reel are easily removed from the cart in seconds for hard to reach drains or remote storage. The compact cart offers a retractable handle and swivel hose reel minimizing storage space. Optional adapter allows the KJ-1350 to be mounted on the upright H-30 Cart.
- Electrical Requirement: The 1.5 HP motor draws a maximum of 14 Amps and can run on most standard 115 Volt circuits.
- Easy to use: Thrust propels the hose down the line. You simply guide the hose into the drain.
- High Quality: Duplex pump with corrosion-resistant, forged brass head. New pressure control valve allows quick and easy pressure adjustment.
- Dependable: Reduced number of fittings, hoses and parts minimizes leaks and down time keeping you on the job.
- Versatile: Optional power washer package cleans cables, tools and other heavily soiled equipment.
- CSA approved.
- Approved to UL standards (NRTLTC).

### Machine Options

Catalog No.	Model No.	Description	Weight	
			lb.	kg
62587	KJ-1350	KJ-1350 Standard Jetter with Pulse: H-21, H-22, and H-24 1/8" NPT Nozzles, 25' x 1/8" Sink Trap Hose, Nylon Storage Bag, Nozzle Cleaning Tool	70	31.7
62597	KJ-1350-C	Above With: H-10 Cart, 100' x 1/4" Trap Hose	120	54.4
63107	KJ-1350-2	KJ-1350 Jetter with Dual Pulse: H-21, H-22, and H-24 1/8" NPT Nozzles, 50' x 1/8" Sink Trap Hose, Nylon Storage Bag, Nozzle Cleaning Tool	72	32.7
63112	KJ-1350-2C	Above With: H-10 Cart, 100' x 1/4" Trap Hose	122	55.3

### Jetter Nozzles

Catalog No.	Model No.	Description	Female NPT Thread
			in.
64707	H-21	KJ-1350 Propulsion Nozzle	1/8
64712	H-22	KJ-1350 Penetrating Nozzle	1/8
64717	H-24	KJ-1350 Drop Head Nozzle	1/8
64722	H-31	KJ-1350 Propulsion Nozzle	1/4
82832	H-25	KJ-1350 Spinning Nozzle	1/8
64727	H-32	KJ-1350 Penetrating Nozzle	1/4

### Trap Leaders

Catalog No.	Model No.	Description	Female NPT Thread	Male NPT Thread
			in.	in.
50002	HL-1	Flexible Leader, 3/16"	1/8	1/8
50007	HL-2	Flexible Leader, 1/4"	1/8	1/8

### Accessories

Catalog No.	Model No.	Description
41937	-	Leather Drain Cleaning Gloves
47542	H-21	Nozzle Cleaning Tool
48367	H-25	Winterizing Kit
51572	H-1235	Wash Wand Hose 1/2" x 35"
62592	H-10 WH	H-10 Cart with Hose Reel and 100' x 3/16" Trap Hose
62757	-	Nylon Storage Bag
62882	H-5	Mini Hose Reel
62887	HP-EL	Pressure Wash Package, Electric Jetters
62892	H-30A	KJ-1350 Adapter to Fit H-30 Cart
64697	H-10	H-10 Cart with Hose Reel
64702	HW-EL	Pressure Wash (Gun only)
64737	H-30	H-30 Cart with Hose Reel
67187	H-32	Jet Vac
70032	-	PVC Drain Cleaning Gloves

### Jetter Hoses

Catalog No.	Model No.	Description	Male NPT Thread	Hose I.D.	Hose O.D.
			in.	in.	in.
47597	H-1435	3/16" x 35' (11 m)	1/8	3/16	1/4
47602	H-1450	3/16" x 50' (15 m)	1/8	3/16	1/4
47607	H-1250	1/4" x 50' (15 m)	1/4	1/4	1/2
49272	H-1475	3/16" x 75' (23 m)	1/8	3/16	1/4
49277	H-1400	3/16" x 100' (30 m)	1/8	3/16	1/4
49487	H-1215	1/4" x 150' (46 m)	1/4	1/4	1/2
51587	H-1211	1/4" x 100' (33 m)	1/4	1/4	1/2
51597	H-1220	1/4" x 200' (61 m)	1/4	1/4	1/2
52957	H-1825	1/8" x 25' Sink Trap Hose	1/8	1/8	3/16
53037	H-1850	1/8" x 50' Sink Trap	1/8	1/8	3/16
64732	H-1415	3/16" x 150' (45.5 m)	1/8	3/16	1/4



# Water Jetting Machines



Model KJ-1750-C on Model H-30 Cart

## KJ-1750 Water Jetter

1 1/4" to 4" (32-100mm) Drain Lines.

- This jetter propels a highly flexible hose through 1 1/4" to 4" lines—blasting through sludge, soap and grease blockages. As you pull the hose back, it power scrubs the line, flushing debris away and restoring drain lines to their free-flowing capacity.
- Powerful: Actual working pressure of 1750 psi and flow of 1.4 GPM for fast, effective cleaning of lines.
- Pulse Action: Two levels of pulse are standard. Activate the KJ-1750's pulse action to easily negotiate difficult bends and traps.
- Portable: The optional H-30 Cart rolls the jetter and hose to the job site. The jetter is easily removed from the cart in seconds for hard to reach drain or for remote storage. Optional adapter allows the KJ-1750 to be mounted on the compact H-10 Cart.
- Electrical Requirement: The 2.0 HP motor draws a maximum of 17 Amps which requires a 20 Amp, 115 Volt circuit.
- Easy to use: Thrust propels the hose down the line. You simply guide the hose into the drain.
- High Quality: Duplex pump with corrosion-resistant, forged brass head. New pressure control valve allows quick and easy pressure adjustment.
- Dependable: Reduced number of fittings, hoses and parts minimizes leaks and down time keeping you on the job.
- Versatile: Optional power washer package cleans cables, tools and other heavily soiled equipment.
- CSA approved.
- Approved to UL standards (NRTLCL).

### Accessories

Catalog No.	Model No.	Description
47542	H-21	Nozzle Cleaning Tool
48367	H-25	Winterizing Kit
51572	H-1235	Wash Wand Hose 1/2" x 35'
62592	H-10 WH	H-10 Cart with Hose Reel and 100' x 3/16" Trap Hose
62877	H-30 WH	H-30 Cart with Hose Reel and 110' (33 m) x 1/4" Jet Hose
62882	H-5	Mini Hose Reel
62887	HP-EL	Pressure Wash Package, Electric Jetters
62897	H-1235	KJ-1750 Adapter to Fit H-10 Cart
64697	H-10	H-10 Cart with Hose Reel
64702	HW-EL	Pressure Wash (Gun only)
64737	H-30	H-30 Cart with Hose Reel
67187	H-32	Jet Vac
70032	-	RIDGID PVC Drain Cleaning Gloves
41937	-	RIDGID Leather Drain Cleaning Gloves
62757	-	Nylon Storage Bag

### Machine Options

Catalog No.	Model No.	Description	Weight	
			lb.	kg
62687	KJ-1750	KJ-1750 Jetter with Dual Pulse: H-41, H-42, and H-44 1/8" NPT Nozzles, H-51 and H-52 1/4" NPT Nozzles, 50' x 1/8" Sink Trap Hose, Nylon Storage Bag, Nozzle Cleaning Tool	75	34.0
62697	KJ-1750-C	Above With: H-30 Cart, 110' x 1/2" Jet Hose	155	70.3
67332	67332	62687 with: H-10 Cart, 100' x 1/4" Trap Hose	125	56.7

### Jetter Hoses

Catalog No.	Model No.	Description	Male NPT Thread		Hose I.D.		Hose O.D. in.
			in.	mm	in.	mm	
47597	H-1435	3/16" x 35' (11 m)	1/8	-	3/16	-	1/4
47602	H-1450	3/16" x 50' (15 m)	1/8	-	3/16	-	1/4
47607	H-1250	1/4" x 50' (15 m)	1/4	-	1/4	-	1/2
49272	H-1475	3/16" x 75' (23 m)	1/8	-	3/16	-	1/4
49277	H-1400	3/16" x 100' (30 m)	1/8	-	3/16	-	1/4
49487	H-1215	1/4" x 150' (46 m)	1/4	-	1/4	-	1/2
51587	H-1211	1/4" x 100' (33 m)	1/4	-	1/4	-	1/2
51597	H-1220	1/4" x 200' (61 m)	1/4	-	1/4	-	1/2
52957	H-1825	1/8" x 25' Sink Trap Hose	1/8	-	1/8	-	3/16
53037	H-1850	1/8" x 50' Sink Trap	1/8	-	1/8	-	3/16
64732	H-1415	3/16" x 150' (45.5 m)	1/8	-	3/16	-	1/4

### Jetter Nozzles

Catalog No.	Model No.	Description	Female NPT Thread
			in.
64742	H-41	KJ-1750 Propulsion Nozzle	1/8
64747	H-42	KJ-1750 Penetrating Nozzle	1/8
64752	H-44	KJ-1750 Drop Head Nozzle	1/8
64757	H-51	KJ-1750 Propulsion Nozzle	1/4
64762	H-52	KJ-1750 Penetrating Nozzle	1/4
82837	H-45	KJ-1750 Spinning Nozzle	1/8

## Water Jetting Machines



### KJ-2200 Water Jetter

For 1 1/4" (32 mm) to 6" (150 mm) Lines

This jetter propels a highly flexible hose through 1 1/4" (32 mm) to 6" (150 mm) lines blasting through sludge, soap and grease blockages. As you pull the hose back, it power scrubs the line flushing debris away, restoring drain lines to their full, free-flowing capacity.

- **Powerful** – Actual working pressure of 2200 psi and flow of 2.4 GPM for fast, effective cleaning of lines.
- **Easy to Use** – Thrust propels the hose down the line. You simply guide the hose into the drain.
- **Pulse Action** – Activate the KJ-2200's pulse action to easily negotiate difficult bends and traps.
- **Portable** – The optional H-30 cart rolls the jetter and hose to the job site. The jetter is easily removed from the cart in seconds for hard to reach drains, indoor applications or remote storage.
- **Convenient** – Standard equipment includes FV-1 foot valve. It makes remote or indoor operation simple and safe. You control the jetting action at the drain while leaving the jetter outdoors.
- **Quality & Dependability** – Triplex pump with corrosion-resistant, forged brass head. Reduced number of fittings, hoses and parts minimizes leaks and down time – keeping you on the job.
- **Versatile** – Optional power washer package cleans cables, tools and other heavily soiled equipment.
- **New and improved 6.5 HP Recoil start gasoline engine starts easily.** Features: ON/OFF switch; choke and throttle controls; easy access oil fill and dip stick.

### Machine Options

Catalog No.	Model No.	Description	Weight	
			lb.	kg
63877	KJ-2200	KJ-2200 Jetter with Pulse – H-61, H-62, and H-64 1/8" NPT Nozzles – H-71 and H-72 1/4" NPT Nozzles – 75' x 3/8" Trap Hose – FV-1 Foot Valve – Nozzle Cleaning Tool – H-1235 Wash Wand Hose 1/2" x 35' (10.7 m)	65	29.5
63882	KJ-2200-C	Above With: – H-30 Cart – 110' (33 m) x 1/4" Jet Hose	145	65.8

### Jetter Nozzles

Catalog No.	Model No.	Description	Female NPT Thread (in.)
64772	H-61	Propulsion Nozzle	1/8
64777	H-62	Penetrating Nozzle	1/8
64782	H-64	Drop Head Nozzle	1/8
82842	H-65	Spinning Nozzle	1/8
64787	H-71	Propulsion Nozzle	1/4
64792	H-72	Penetrating Nozzle	1/4
82852	H-75	Spinning Nozzle	1/4



## Jetter Hoses

Catalog No.	Model No.	Description	Hose I.D.		Hose O.D.	
			in.		in.	
47597	H-1435	3/16" x 35' (11 m)	3/16		1/4	
47602	H-1450	3/16" x 50' (15 m)	3/16		1/4	
49272	H-1475	3/16" x 75' (23 m)	3/16		1/4	
49277	H-1400	3/16" x 100' (30 m)	3/16		1/4	
47607	H-1250	1/4" x 50' (15 m)	1/4		1/2	
47612	H-1275	4" x 70' (23 m)	1/4		1/2	
51587	H-1211	1/4" x 100' (33 m)	1/4		1/2	
49487	H-1215	1/4" x 150' (46 m)	1/4		1/2	
51597	H-1220	1/4" x 200' (61 m)	1/4		1/2	
64732	H-1415	3/16" x 150' (45,5 m)	3/16		1/4	

## Trap Leaders

Catalog No.	Model No.	Description	Male NPT Thread (in.)	Female NPT Thread (in.)
50002	HL-1	Flexible Leader, 3/16"	1/8	3/16
50007	HL-2	Flexible Leader, 1/4"	1/8	3/16

## Accessories

Catalog No.	Model No.	Description	Weight	
			lb.	kg
62882	H-5	Mini Hose Reel	-	-
64737	H-30	H-30 Cart with Hose Reel	-	-
62877	H-30 WH	H-30 Cart with Hose Reel and 110' (33 m) x 1/4" Jet Hose	-	-
64077	HP-22	Pressure Wash Package, KJ-2200	-	-
64767	HW-22	Wash Wand, KJ-2200	-	-
48157	FV-1	Foot Valve	-	-
66732	HF-4	Quick Connect Hose (Reel to Foot Valve)	-	-
48367	H-25	Winterizing Kit	-	-
47542	H-21	Nozzle Cleaning Tool	-	-
67187	H-32	Jet Vac	-	-
70032	-	RIDGID PVC Drain Cleaning Gloves	1/2	0.20
41937	-	RIDGID Leather Drain Cleaning Gloves	1/2	0.20

# Water Jetting Machines

## KJ-3100 Water Jetter

For 2" (50 mm) to 10" (250 mm) Lines

The RIDGID® Model KJ-3100 portable water jetter gives you 3000 psi (205bar) actual working pressure to handle large commercial and industrial applications. This jetter propels a highly flexible and lightweight hose through 2" (50 mm) to 10" (250 mm) lines blasting through sludge, soap, grease, and sediment blockages. As you pull the hose back, it power scrubs the line flushing debris away and restoring drain lines to their full, free-flowing capacity – all without the use of harmful chemicals.

- **Powerful** – Actual working pressure of 3000 psi (205bar) and flow of 5.5 GPM (21 l/min) for fast, effective cleaning of lines.
- **Lightweight Hose** – Hose with nylon braid provides significant weight reduction and increased flexibility – all without reducing strength. Allows the thrust to propel the hose further down the line.
- **Complete** – With the Model KJ-3100's removable hose reel, there is no need to purchase expensive portable hose reels. Standard packages come equipped to handle indoor and remote applications.
- **Convenient** – Completely remove the hose reel to ease loading onto service trucks. Simply rotate the hose reel forward to gain full access to the engine's gas tank and air filter.
- **Maneuverable** – In the heavy-duty 3000 psi (205bar) jetter category, the RIDGID KJ-3100 is one of the most maneuverable jetters on the market. The unit, on its unique two-wheeled cart, easily fits through standard size doors and can negotiate tight turns with the greatest of ease.
- **Pulse Action** – Activate the Model KJ-3100's pulse action to easily negotiate difficult bends and traps.
- **Quality & Dependability** – Triplex pump with corrosion-resistant, forged brass head. Gear reducer allows pump to run at slower (optimal) speed. Reduced number of fittings, hoses and parts minimizes leaks and downtime – keeping you on the job.
- **Versatile** – Power wash package and chemical injector system cleans cables, tools, and other heavily soiled equipment.
- **Quick Start** – 16 HP Recoil start gasoline engine starts easily. Features: ON/OFF switch; fuel shutoff; choke and throttle controls; easy access oil fill and dip stick.



### Machine Options

Catalog No.	Model No.	Description	Weight	
			lb.	kg
37413	KJ-3100	KJ-3100 Jetter with Pulse – H-111 and H-112 1/4" NPT Nozzles – H-38 Hose Reel with 200' (61 m) x 3/8" ID Jet Hose – 50' (15 m) x 3/8" ID Jet/Wash Hose – FV-1 Foot Valve – Nozzle Cleaning Tool – HW-30 Wash Wand – Root Ranger Root Cutting Nozzle – HF-4 Quick Connect Hose	272	125

### Jetter Nozzles

Catalog No.	Model No.	Description	Female NPT Thread
			in.
38698	H-101	Propulsion Nozzle	1/8
38713	H-102	Penetrating Nozzle	1/8
38703	H-104	Drop Head Nozzle	1/8
38723	H-105	Spinning Nozzle	1/8
38693	H-111	Propulsion Nozzle	1/4
38708	H-112	Penetrating Nozzle	1/4
38718	H-115	Spinning Nozzle	1/4
16713	RR3000	Root Ranger Root Cutting Nozzle	1/4



# DRAIN CLEANING



## Jetter Hoses

Catalog No.	Model No.	Description	Hose I.D.	Hose O.D.	Male NPT Thread
			in.	in.	in.
47597	H-1435	3/16" x 35' (11 m)	3/16	1/4	1/8
47602	H-1450	3/16" x 50' (15 m)	3/16	1/4	1/8
49272	H-1475	3/16" x 75' (23 m)	3/16	1/4	1/8
49277	H-1400	3/16" x 100' (30 m)	3/16	1/4	1/8
64732	H-1415	3/16" x 150' (45.5 m)	3/16	1/4	1/8
64832	H-3850	3/8" ID x 50' (15 m) Jet/Wash Hose	3/8	5/8	1/4
64837	H-3810	3/8" ID x 100' (30 m) Jet Hose	3/8	5/8	1/4
64842	H-3815	3/8" ID x 150' (45.5 m) Jet Hose	3/8	5/8	1/4
64847	H-3820	3/8" ID x 200' (61 m) Jet Hose	3/8	5/8	1/4
64857	H-3830	3/8" ID x 300' (91 m) Jet Hose	3/8	5/8	1/4

## Trap Leaders

Catalog No.	Model No.	Description	Male NPT Thread	Female Thread
			in.	in.
50002	HL-1	Flexible Leader, 3/16"	1/8	1/8
50007	HL-2	Flexible Leader, 1/4"	1/8	1/4

## Accessories

Catalog No.	Model No.	Description
62882	H-5	Mini Hose Reel
64862	H-38	Hose Reel (Fits KJ-3000)
64902	H-38 WH	Hose Reel with 200' (61 m) x 3/8" ID Hose (Fits KJ-3100)
64797	HW-30	Wash Wand, KJ-3000
48367	H-25	Winterizing Kit
48157	FV-1	Foot Valve
66732	HF-4	Quick Connect Hose (Reel to Foot Valve)
47542	H-21	Nozzle Cleaning Tool
67187	H-32	Jet Vac
70032	-	RIDGID PVC Drain Cleaning Gloves
41937	-	RIDGID Leather Drain Cleaning Gloves

## Sump Pumps



### XD PRO Submersible Sump Pumps

Rugged cast iron construction features a 1/2" solid-handling capacity and an 8' power cord that operates an automatic vertical switch to prevent perimeter drainage system overflow.

- Energy efficient, oil-filled 1/3 and 1/2 HP motors.
- Top suction intake filters debris, preventing airlocks for increased reliability.
- 1/2" solid-handling capacity, thermally protected sump pump.
- 360° stainless steel float guard, for superior switch protection from debris.
- 1 1/2" discharge for easy installation and compliance to building codes.
- 11" footprint allows installations into tight sump pits.
- Stainless steel fittings and impeller plates for corrosion resistance.
- Two-pole snap-action mechanical float switch.
- Carbon/ceramic shaft seal for maximum life.
- Upper and lower ball bearings for quiet performance and long life.
- 3-year limited warranty.

Catalog No.	Model No.	Description
47348	RS33	1/3 HP Sump Pump 60 GPM @ 5 ft.
47343	RS50	1/2 HP Sump Pump 70 GPM @ 5 ft.
47338	RS75	3/4 HP Sump Pump 80 GPM @ 5 ft.



### RS50AT Submersible Sump Pump System

- Energy efficient, oil-filled 1/2 HP motor.
- Top suction intake filters debris, preventing airlocks for increased reliability.
- 1/2" solid-handling capacity, thermally protected sump pump.
- 360° stainless steel float guard, for superior switch protection from debris.
- 1 1/2" discharge for easy installation and compliance to building codes.
- 11" footprint allows installations into tight sump pits.
- Stainless steel fittings and impeller plates for corrosion resistance.
- Two-pole snap-action mechanical float switch.
- Carbon/ceramic shaft seal for maximum life.
- Upper and lower ball bearings for quiet performance and long life.
- 3-year limited warranty.

### AdvanTEXT™ Features.

- Text messages triggered by electrical outage and high water condition.
- Two-way communication: Text the unit for status updates from anywhere; Texts up to three numbers.

Catalog No.	Model No.	Description
47333	RS50AT	RS50 – 1/2HP Sump Pump System RSA2AT – AdvanTEXT™ Cellular Monitoring



# Sump Pumps



## 500RSS System

Preassembled primary and backup sump pump system with Advance Notification Battery Backup.

- Energy efficient, oil-filled 1/2 HP motor.
- Top suction intake filters debris, preventing airlocks for increased reliability.
- 1/2" solid-handling capacity, thermally protected sump pump.
- 360° stainless steel float guard, for superior switch protection from debris.
- 1 1/2" discharge for easy installation and compliance to building codes.
- 11" footprint allows installations into tight sump pits.
- Stainless steel fittings and impeller plates for corrosion resistance.
- Two-pole snap-action mechanical float switch.
- Carbon/ceramic shaft seal for maximum life.
- Upper and lower ball bearings for quiet performance and long life.
- 3-year limited warranty.
- Microprocessor controller checks for AC power and battery status.
- Automatically checks status of backup pump every seven days.
- Auto dialer calls any number you choose with a voice alert - program up to five phone numbers.
- Smart charging technology eliminates surface charge and brings battery back to optimal levels.
- Easily connects to any standard phone line. Telephone service required for auto dialer function.

Catalog No.	Model No.	Description
47318	500RSS	RS50 – 1/2 HP Sump Pump System RSM33 – Battery backup with Advance Notification & 12-Volt Backup Pump



## RLT33 System

- Preassembled, solids-handling laundry tray system.
- 10-gallon durable thermoplastic tank
- 1 1/2" NPT inlet with 1 1/2" discharge
- Energy efficient, oil-filled 1/3 HP motors
- Top suction intake filters debris, preventing airlocks for increased reliability
- 1/2" solid-handling capacity, thermally protected sump pump
- 360° stainless steel float guard, for superior switch protection from debris
- 1 1/2" discharge for easy installation and compliance to building codes
- 11" footprint allows installations into tight sump pits
- Stainless steel fittings and impeller plates for corrosion resistance
- Two-pole snap-action mechanical float switch
- Carbon/ceramic shaft seal for maximum life
- Upper and lower ball bearings for quiet performance and long life
- 3-year limited warranty

Catalog No.	Model No.	Description
47683	RLT33	Rs33 – 1/3 HP sump Pump system LT33 – 10-Gallon Laundry Tray system

## Sewage and Effluent Pumps



### XD PRO Effluent Pumps

Rugged cast-iron construction features a 1/2" solids-handling capacity and 20' piggyback power cord to easily remove grey water (soiled) from septic tanks, sump pits or laundry tray systems.

- 1/2" solids-handling capacity, thermally protected pump.
- Energy efficient, oil-filled motor.
- 20' piggyback power cord for automatic or manual operation.
- Top suction intake filters debris for increased reliability.
- 1 1/2" discharge for easy installation and compliance to building codes.
- 11" footprint allows installations into basins 11" or wider.
- Stainless steel fittings and impeller plates for corrosion resistance.
- Carbon/ceramic shaft seal for longer life.
- Upper and lower sealed ball bearings for quiet performance and long life.
- 3-year limited warranty.

Catalog No.	Model No.	Description
47308	RE33	1/3 HP Effluent Pump 60 GPM @ 5'
47303	RE50	1/2 HP Effluent Pump 70 GPM @ 5'

# Sewage and Effluent Pumps



### XD PRO Sewage Pumps

Rugged cast-iron construction features a 2" solids-handling capacity and a high performance PSC motor designed to accommodate single-family homes, multiple-family homes and small commercial applications.

### RW50T Sewage Pump

- Piggy-back tether float switch for automatic or manual operation.
- Vortex impeller generates high flow rates while handling up to 2" diameter solids.
- Cast-iron motor and pump housing.
- Ceramic/carbon seal for maximum life.
- Upper bronze bearing and lower ball bearing for quiet performance and long life.
- Designed for residential and light commercial sewage applications.
- Ideal for basement or below grade installations.
- Designed for 18" diameter or larger sewage basins.
- 3-year limited warranty.

### RW50V Sewage Pump

- Vertical float switch for automatic operation.
- Vortex impeller generates high flow rates while handling up to 2" diameter solids.
- Cast-iron motor and pump housing.
- Ceramic/carbon seal for maximum life.
- Upper bronze bearing and lower ball bearing for quiet performance and long life.
- Designed for residential and light commercial sewage applications.
- Ideal for basement or below grade installations.
- Designed for 18" diameter or larger sewage basins.
- Snap-action mechanical float switch.
- Engineered flow director, shaped to prevent debris from interfering with switch operation.
- 3-year limited warranty.

Catalog No.	Model No.	Description
47293	RW50T	1/2 HP - 120 Volt Sump Pump 130 GPM @ 5'
47298	RW50V	1/2 HP - 120 Volt Sump Pump 130 GPM @ 5'

## Sewage and Effluent Pumps



### **RW50AT Sewage Pump System with AdvanTEXT™ Cellular Monitoring**

- Vertical float switch for automatic operation.
- Vortex impeller generates high flow rates while handling up to 2" diameter solids.
- Cast-iron motor and pump housing.
- Ceramic/carbon seal for maximum life.
- Upper bronze bearing and lower ball bearing for quiet performance and long life.
- Designed for residential and light commercial sewage applications.
- Ideal for basement or below grade installations.
- Designed for 18" diameter or larger sewage basins.
- Snap-action mechanical float switch.
- Engineered flow director, shaped to prevent debris from interfering with switch operation.
- 3-year limited warranty.
- AdvanTEXT™ Features.
- Text messages triggered by electrical outage and high water condition.
- Two-way communication: Text the unit for status updates from anywhere; Texts up to three numbers.

Catalog No.	Model No.	Description
47288	RW50AT	RW50V – 1/2HP Sewage Pump System RWA2AT – AdvanTEXT™ Cellular Monitoring

# Sewage and Effluent Pumps



### RW50AT2424 System with AdvanTEXT™ Cellular Monitoring

- Preassembled job ready sewage system
- Sewage pump and tank system designed for residential and light commercial applications
- Ideal for basement or below grade installations
- 24" x 24" polystructural foam basin with 2" side discharge and electrical connection
- Anti-flotation rim
- 4" snap-in hub with pipe clamp

### Pump Features

- Vertical float switch for automatic operation
- Vortex impeller generates high flow rates while handling up to 2" diameter solids
- Cast-iron motor and pump housing
- Ceramic/carbon seal for maximum life
- Upper bronze bearing and lower ball bearing for quiet performance and long life
- Designed for residential and light commercial sewage applications
- Ideal for basement or below grade installations
- Designed for 18" diameter or larger sewage basins
- Snap-action mechanical float switch
- Engineered flow director, shaped to prevent debris from interfering with switch operation
- 3-year limited warranty

### AdvanTEXT™ Features

- Text messages triggered by electrical outage and high water condition
- Two-way communication: Text the unit for status updates from anywhere; Texts up to three numbers

Catalog No.	Model No.	Description
47693	RW50AT2424	Rw50v – ½ HP sewage Pump system 24" x 24" Polystructural Foam basin RwA2AT – AdvanTeXT™ Cellular Flood monitoring

## DRAIN CLEANING

# Sewage and Effluent Pumps



### RW502424 System

- Preassembled job ready sewage system
- Sewage pump and tank system designed for residential and light commercial applications
- Ideal for basement or below grade installations
- 24" x 24" polystructural foam basin with 2" side discharge and electrical connection
- Anti-flotation rim
- 4" snap-in hub with pipe clamp

### Pump Features

- Vertical float switch for automatic operation
- Vortex impeller generates high flow rates while handling up to 2" diameter solids
- Cast-iron motor and pump housing
- Ceramic/carbon seal for maximum life
- Upper bronze bearing and lower ball bearing for quiet performance and long life
- Designed for residential and light commercial sewage applications
- Ideal for basement or below grade installations
- Designed for 18" diameter or larger sewage basins
- Snap-action mechanical float switch
- Engineered flow director, shaped to prevent debris from interfering with switch operation
- 3-year limited warranty

Catalog No.	Model No.	Description
47688	RW502424	Rw50v – ½ HP sewage Pump system 24" x 24" Polystructural Foam basin

# Backup Systems



### RBSU25 Battery Backup System

Best performing DC backup sump pump in the industry (RBSU25), available as DC stand alone, or with full featured, self-diagnostic system or as part of AC-DC job-ready combo system.

- 40 GPM at 5'.
- Reinforced, corrosion-resistant, thermoplastic battery backup sump pump system.
- Reliable reed float switch for automatic operation.
- Professional grade backup system keeps battery properly charged - requires one 40 Amp Hr or 75 Amp Hr deep cycle battery.
- Alarm system, with status indicator lights, lets homeowner know when backup system is active.
- Designed for easy installation without any major plumbing changes.
- 3-year limited warranty.

Catalog No.	Model No.	Description
47328	RBSU25	12-Volt Battery Backup System



# Backup Systems



## RSM33 Battery Backup System with Advance Notification

- 40 GPM at 5'.
- Microprocessor controller checks for AC power and battery status.
- Automatically checks status of backup pump every seven days.
- Auto dialer calls any number you choose with a voice alert - program up to five phone numbers.
- Smart charging technology eliminates surface charge and brings battery back to optimal levels.
- Easily connects to any standard phone line. Telephone service required for auto dialer function.
- Use any deep cycle 12V battery, maintenance free recommended.
- Preassembled for quick installation.
- 3-year limited warranty.

Catalog No.	Model No.	Description
47323	RSM33	12-Volt Battery Backup System with Advanced Notification



## 12-Volt Batteries

- 12-Volt AGM deep cycle battery, maintenance free.
- Precharged and ready to use.
- Can be used with all RIDGID battery backup sump pump systems.
- 3-year limited warranty.

Catalog No.	Model No.	Description
47868	RBS1240	40 AMP/Hour Battery
47873	RBS1275	75 AMP/Hour Battery

# Utility Pumps



## 1/6 HP Dewatering Pump

- Corrosion-resistant reinforced thermoplastic housing, volute, and impeller.
- Bottom suction design filters and removes water down to 3/8" of surface.
- 1 1/4" NPS discharge with 3/4" garden hose adapter included.
- Easy carry handle for portability.
- 3-year limited warranty.

Catalog No.	Model No.	Description
47283	RU16H	1/6 HP Dewatering Pump 1 1/4" X 16 Ft. Collapsible Hose 44 GPM @ 5'

# DRAIN CLEANING

## Utility Pumps



### 1/4 HP Dewatering Pump

- Corrosion-resistant, reinforced thermoplastic motor housing, volute and impeller.
- Bottom suction design filters and removes water fast down to 1/8" of surface.
- 3/4" plastic discharge adapter connects to standard garden hose.
- Top center 3/4" discharge design provides balanced installation.
- 20' power cord to reach the toughest places.
- 3-year limited warranty.

Catalog No.	Model No.	Description
85987	TP-250	1/4 HP Dewatering Pump 15 GPM @ 5'



### 1/4 HP Auto ON/OFF Dewatering Pump

- Water detection technology, turns the pump on and off automatically with the presence of water.
- Energy efficient, high flow 1/4 HP oil-free motor.
- Corrosion-resistant, sealed thermoplastic construction for submersible use.
- 1 1/4" discharge with garden hose adapter included.
- Bottom suction design filters debris and removes water down to 3/8" of surface.
- Plug in, and leave the pump unattended for worry-free water removal.
- Motor rated 2.5 Amps.
- 3-year limited warranty.

Catalog No.	Model No.	Description
47278	RUA25	1/4 HP Auto ON/OFF Dewatering Pump 44 GPM @ 5'



### 1/4 HP Auto ON/OFF Dewatering Pump w/Freeze Protection

- Water detection technology, turns the pump on and off automatically with the presence of water.
- Applications include dewatering pool covers and other situations requiring water removal.
- Built-in debris and freeze protection.
- Check valve reducer included to reduce short-cycling.
- Plug in, and leave the pump unattended for worry-free water removal.
- 25 ft. power cord.
- Energy efficient, high flow oil-free motor.
- Sealed thermoplastic construction for submersible use.
- Strainer filters debris to minimize clogging.
- ON level - 2 1/8", OFF level - 3/4".
- 3-year limited warranty.

Catalog No.	Model No.	Description
47273	RAPC250	1/4 HP Auto ON/OFF Dewatering Pump w/Freeze Protection 43 GPM @ 5'

# Utility Pumps



### Semi-Trash Pumps

Our gas powered semi-trash pumps are powered by Honda® engines that meet EPA Phase 3 Emission Standards.

- NPT suction/discharge for easy connection to standard discharge hose.
- Passes up to 5/8" solids.
- Rugged, aluminum and cast-iron gasoline-powered water transfer utility pump.
- OHV 4-cycle Honda engine.
- Heavy-duty water transfer pump you can take anywhere.
- Heavy-duty aluminum roll cage and pump housing protect and provide stability.
- 1 gallon gas reservoir.
- Cast-iron pump casing and impeller.
- Maximum suction lift 25'.
- 90-degree discharge fitting eliminates discharge hose kinking.
- 3-year limited warranty.

Catalog No.	Model No.	Description
85957	TP-4000	4 HP - 2 in. npt Gasoline-powered Honda GX series OHV Engine 160 GPM @ 5 Ft.
85962	TP-5500	5.5 HP - 3 in. npt Gasoline-powered Honda GX series OHV Engine 265 GPM @ 5 Ft.



### Utility Pump Hose Kits

- Rugged durability for high-volume water removal.
- Kit includes: Reinforced intake hose, lay flat discharge hose, debris strainer.
- 3-year limited warranty.

Catalog No.	Model No.	Description
90702	TP2HK	2" X 20' Hose Kit for TP-4000 gas powered utility pump
90707	TP3HK	3" X 20' Hose Kit for TP-5500 gas powered utility pump

## DRAIN CLEANING

# Utility Pumps



### Utility Transfer Pump

Transfer Pumps easily and efficiently move water from one location to another.

- Rugged, cast-iron pump housing and motor for durability with easy-priming outlet.
- Cast-iron transfer pump pit for tough pump applications.
- Easy-carry cast-iron handle for portability.
- Portable transfer pump you can take anywhere.
- High performance 1/2 HP motor.
- 3/4" brass hose adapters connect to standard garden hose.
- Applications include drainage, dewatering flooded basements, emptying stock tanks, draining water heaters, and charging polyglycol radiant heating lines.
- Boosts pressure up to 50 PSI.
- 3-year limited warranty.

Catalog No.	Model No.	Description
47268	RU50K	1/2 HP cast-iron transfer pump Reinforced thermoplastic storage case Suction strainer 3/4" brass hose adapters 950 GPH @ 25'

## AdvanTEXT™



### Sewage & Sump Pump Alert Systems

The AdvanTEXT™ Cellular Monitoring system works with any sewage or sump pump to alert the owner via text message when the power has gone out, is restored or the water level is above the primary pump.

AdvanTEXT works with any pump, continually monitoring the system and sending text alerts to the property owner in the event of:

- Rising water.
- Power outages.
- Restoration of power.
- Two-way communication allows the property owner to text command at any time for a status update.
- Accommodates up to three mobile devices.
- Allows property owner time to take action before flooding occurs.
- AdvanTEXT is sold integrated with RIDGID Sump and Sewage Pumps.
- Integrated battery backup allows for text notifications during power outages.
- No Internet or land-line telephone connection required.
- Compatible with other commercially available sump and sewage pumps.
- Loud 85 decibel audible alarms alerts property owner of a problem.
- Low monthly texting fee.
- 3-year limited warranty.

Catalog No.	Model No.	Description
47598	RWA2AT	Single Float Sewage Pump Alert System
47313	RSA2AT	Dual Float Sump Pump Alert System

# Pump Accessories



### 1 1/2" Check Valve

- Kit Includes: – 1 1/2" Check Valve, (2) rubber boots, (4) hose clamps.
- 3-year limited warranty
- Sold as master pack of 10 pieces.

Catalog No.	Model No.	Description
47678	57028-RDG1	1 1/2" sump in-line check valve



### 2" Check Valve

- Kit Includes: – 2" check valve, (2) rubber boots, (4) hose clamps.
- 3-year limited warranty
- Sold as master pack of 6 pieces.

Catalog No.	Model No.	Description
47673	66038-RDG1	2" check valve



### 1 1/2" Threaded Check Valve

- Kit Includes: – 1 1/2" threaded check valve, (1) rubber boot, (2) hose clamps.
- 3-year limited warranty
- Sold as master pack of 9 pieces.

Catalog No.	Model No.	Description
47668	66005-RDG1	1 1/2" sump check valve

# Pump Accessories

### AdvanTEXT™ Water Sensor

- Detects water as low as 3/16" Perfect for floor drains, water heaters.
- 3-year limited warranty.

Catalog No.	Model No.	Description
47663	RFS	AdvanTEXT™ Monitoring System "Lay Flat" Water Sensor





**Wet/Dry Vacuums**

- Three to sixteen gallon capacities.
- Proprietary motor and blower combination to maximize performance.
- Rugged polypropylene drums are impact and corrosion resistant.



Type	No. of Models	Gallon Capacity	Page No.
Commercial Series Wet/Dry Vacuums	10	3-16	14.2-14.12
Industrial Series Wet/Dry Vacuums	3	14-16	14.13
Accessories	35	–	14.14
Filters	7	–	14.15-14.17
Air Mover	1	–	14.18
Quick Connect Pump	1	–	14.18



# Commercial Series Wet/Dry Vacuums

RIDGID® Wet/Dry Vacs are the highest powered vacuums in the industry – offering 3.5 to 6.5 peak horsepower in 3 to 16 gallon capacities. They are an excellent accessory to your shop or garage, making easy clean-up for even the most challenging jobs. The RIDGID Wet/Dry Vacs offer the following features:

- Proprietary motor and patented blower wheel designed to maximize performance.
- Pleated filter has more surface area for greater efficiency and longer life.
- Reduced dB sound level resulting in even quieter operation.
- Automatic suction shut-off senses and prevents liquid overflow – integral drain plug makes draining the vacuum easy.

The new ProVac series offers dynamic redesign and styling, a stronger 2-piece drum, an improved noise reduction system and an advanced 3-layer filter for better motor performance.

### (**TOOLTIP**)

*Replace filters – clogged filters make the vac less effective.*

# Commercial Wet / Dry Vacs



### 3 Gallon Portable Pro Wet/Dry Vac

The new RIDGID® 3 gallon is a compact wet/dry vac that is designed to deliver performance of a vac 3x its size. It's lightweight, small size and large carry handle provide comfortable portability. The built-in suction-powered dustpan makes cleaning quick and easy. The vacuum's 3.5 peak horsepower motor, 10-foot power cord, locking expandable hose, and 1-layer standard pleated paper filter will please Pros and DIY'ers alike.

- Portable & compact for easy transportation and storage.
- Built-in suction-powered dust pan feature makes cleaning even easier.
- Patented Qwik Lock™ filter fastening system makes installing or removing your filter quick, easy and secure.
- Expandable 2'- 7'Tug-A-Long® positive locking hose won't pull loose during use.
- On-board cord wrap for storage of the 10' power cord.

### Specifications

- Drum Size – 3.0 Gallons (US).
- Peak HP – 3.5.
- Air Watts – 168.
- Voltage – 120.
- CFM – 66.
- Amps – 7.0.
- Cord Length – 10 ft.
- U.L. Listed – Yes.
- Replacement Filters – VF3500, VF3501.
- Accessory Size – 17/8".
- Net Weight – 10.5 lb.

### Standard Equipment

- 20163 – Fine Dust Filter Fits 3-4 Gallon.
- 29848 – 17/8 Car Nozzle.

Catalog No.	Model No.	Description	Cord Length	Air Watts	Weight	
			ft.	G/h	lb.	kg
36138	WD3050	3 Gallon Portable Wet/Dry Vac	1	135	11.6	5.3

## WET/DRY VACUUMS

# Commercial Wet / Dry Vacs



### 4 Gallon Portable Wet/Dry Vac

The RIDGID® Portable wet/dry vac is designed to deliver powerful performance in a compact size. Its lightweight, small size and large carry handle provide comfortable portability. Large rear wheels and front casters provide great mobility and the accessory storage caddy keeps nozzles and wands close at hand. The vacuum's 5.0 peak horsepower motor, 20-foot power cord, blowing capability, locking hose, quiet operation and 3-layer fine dust filter will please Pros and DIY'ers alike.

- 5.0 Peak HP motor provides powerful performance comparable to larger size wet/dry vacs.
- Lightweight vac is extremely portable.
- Large carry handle is designed for convenient portability.
- Large rear wheels & casters provide great mobility over carpeted floors, thresholds, and rough floors at job sites.
- Accessory storage caddy keeps accessories organized and close by for easy access.
- Tug-A-Long® locking hose won't pull loose during use.
- 1-7/8" diameter hose offers non-clogging performance similar to larger diameter hoses with the flexibility of smaller diameter hoses.
- Long 20' power cord allows wide area cleaning and wraps neatly around carry handle when it's not in use.
- Blowing capability allows the vac to convert to a powerful, portable blower when the hose is inserted into the exhaust port.
- 3-layer fine dust filter captures fine dust particles such as dry wall dust.

### Specifications

- Drum Size – 4 Gallons (US).
- Peak HP – 5.0.
- Voltage – 120.
- CFM – 110.
- Amps – 9.0.
- Cord Length – 20'.
- U.L. Listed – Yes.
- Replacement Filters – VF3500, V3501.
- Accessory Size – 17/8".
- Net Weight – 12 lbs.

### Standard Equipment

- 20163 – Fine Dust Filter Fits 3-4 Gallon.
- 31723 – 17/8 Crevice Tool.
- 31728 – 17/8 Extension Wand.
- 31733 – 17/8 Utility Nozzle.
- 31713 – 17/8 x 7 Wet/Dry Vac Hose Kit.



Catalog No.	Model No.	Description	Cord Length	Air Watts	Weight	
			ft.	G/h	lb.	kg
31653	WD4070	4 Gallon Portable Wet/Dry Vac	20	167	17.0	7.7

# Commercial Wet / Dry Vacs



## 4.5 Gallon Pro Pack Portable Wet/Dry Vac

- 5.0 Peak HP Motor provides powerful performance comparable to larger size wet/dry vacs.
- The vacs "tool box shape" design allows easy storing, stacking and transport to and from job sites.
- Self-contained storage allows the hose, 20' power cord and nozzles to be neatly store inside the vac under hinged covers so transporting the vac to and from job sites is hassle free.
- Lightweight allowing for easy portability.
- Large cushion grip handle folds flat into top of vac. Allows the vac to be easily stacked, stored and carried.
- Storage brackets keep 2 extension wands stored on board and conveniently accessible.
- Scroll Noise Reduction® is a patented feature that provides quiet operation by precisely controlling the flow of air through the vac.
- 3-Layer fine dust filter captures fine dust particles such as dry wall dust.
- Tug-A-Long® locking hose locks the expandable 2' to 7' hose to the vac so it won't pull loose during use.
- Long 20' power cord allows cleaning over a wide area and stores neatly in the vac.

## Specifications

- Drum Size – 4.5 Gal.
- Peak HP – 5.0.
- Air Watts – 162.
- Voltage – 120.
- CFM – 107.
- Amps – 9.0.
- Cord Length – 20'.
- U.L. Listed – Yes.
- Replacement Filters – VF3500.
- Accessory Size – 17/8".

## Standard Equipment

- 20163 – Fine Dust Filter Fits 3-4 Gallon.
- 31718 – 17/8 Dusting Brush.
- 31723 – 17/8 Crevice Tool.
- 31728 – 17/8 Extension Wand.

Catalog No.	Model No.	Description	Air Watts	Weight
			G/h	lb.
31663	WD4522	4.5 Gallon Pro Pack	162	18.50

# Commerical Wet / Dry Vacs



## 6 Gallon Wet/Dry Vac w/ accessory pack

The RIDGID® 6 Gallon High Performance Wet/Dry Vac is designed for those who want a traditionally styled, compact vac that delivers the powerful performance and rugged durability required for job site clean-up. This vacuum's 6 gallon drum size results in a more compact design that requires less storage space on a service truck or in a work shop or garage. And its top carry handle makes transporting easier than ever. It features the Patented Qwik Lock™ Filter Fastening System that makes installing or removing your filter quick, easy & secure.

- 2.5 Peak HP Motor delivers the required power for efficient clean-up of small to medium sized messes.
- 6 gallon drum provides the capacity to clean-up spills and messes at the job-site or in the work shop.
- Accepts dust bags to further reduce mess and cleanup time. Dust bag model number VF3503.
- 4 swivel casters provide easy 360 degree mobility.
- On-board accessory storage for up to 4 items. No more searching and fumbling to find accessories.
- Lower center of gravity helps prevent tipping. Compact design stores more easily.
- 1-layer standard pleated paper filter captures common everyday dirt.
- 7' Tug-A-Long® locking hose won't pull loose during use.
- Top carry handle makes transporting the vac to and from jobs easy.

## Specifications

- Drum Size – 6 Gallons (US).
- Peak HP – 2.5.
- Air Watts – 124.
- Voltage – 120.
- CFM – 62.
- Amps – 5.8.
- Cord Length – 10'.
- U.L. Listed – Yes.
- Replacement Filters – VF4000, VF5000, VF6000, VF7000, VF3503.
- Accessory Size – 1 7/8".
- Net Weight – 12.6 lbs.

## Standard Equipment

- 72947 – Everyday Dirt Filter - White; Fits 5-20 gallon vacs.
- 29848 – 1 7/8" Car Nozzle.
- 31718 – 1 7/8" Dusting Brush.
- 31728 – 1 7/8" Extension Wand.
- 31733 – 1 7/8" Utility Nozzle.
- 31738 – 1 7/8" Wet Nozzle.
- 31713 – 1 7/8 x 7 Wet/Dry Vac Hose Kit.

Catalog No.	Model No.	Description	Air Watts			Weight	
			G/h	lb.	kg	lb.	kg
36683	WD0671	6 Gallon Wet/Dry Vac w/accessory pack	124	15 1/10	6.8		



# Commercial Wet / Dry Vacs



## 9 Gallon Wet/Dry Vac

The RIDGID® 9 Gallon High Performance Wet/Dry Vac is designed for those who want a traditionally styled, compact vac that delivers the powerful performance and rugged durability required for job site clean-up. This vacuum's 9 gallon drum size results in a more compact design that requires less storage space on a service truck or in a work shop or garage. And its top carry handle makes transporting easier than ever. It features the Patented Qwik Lock™ Filter Fastening System that makes installing or removing your filter quick, easy & secure.

- 3.5 Peak HP motor delivers the required power for efficient clean-up of medium sized messes.
- 9 gallon drum provides the capacity to clean-up spills and messes at the job-site or in the work shop.
- Accepts dust bags to further reduce mess and cleanup time. Dust bag model number VF3503.
- 4 swivel casters provide easy 360 degree mobility.
- On-board accessory storage for up to 4 items. No more searching and fumbling to find accessories.
- Lower center of gravity helps prevent tipping. Compact design stores more easily.
- 1-layer standard pleated paper filter captures common everyday dirt.
- 7' Tug-A-Long® locking hose won't pull loose during use.
- Top Carry Handle makes transporting the vac to and from jobs easy.

## Specifications

- Drum Size – 9 Gallons (US).
- Peak HP – 3.5.
- Air Watts – 175.
- Voltage – 120.
- CFM – 70.
- Amps – 8.2.
- Cord Length – 10'.
- U.L. Listed – Yes.
- Replacement Filters – VF4000, VF5000, VF6000, VF 3503, VF7000.
- Accessory Size – 1 7/8".
- Net Weight – 14.1 lbs.

## Standard Equipment

- 72947 – Everyday Dirt Filter - White; Fits 5-20 gallon vacs.
- 31728 – 1 7/8" Extension Wand.
- 31733 – 1 7/8" Utility Nozzle.
- 31738 – 1 7/8" Wet Nozzle.
- 31713 – 1 7/8" x 7' Wet/Dry Vac Hose Kit.

Catalog No.	Model No.	Description	Air Watts	Weight	
			G/h	lb.	kg
41588	WD0970	9 Gallon Wet/Dry Vac	175	16.7	7.6

# Commerical Wet / Dry Vacs

## 12 Gallon High Performance Wet/Dry Vac

This newly designed RIDGID® 12 Gallon High Performance Wet/Dry Vac is designed for Pro's and DIY'ers who want a traditionally styled, medium sized vac that delivers the powerful performance and rugged durability required for job site clean-up. Its 5.0 peak HP motor delivers the suction power necessary to handle tough clean-up chores. This vacuum's 12 gallon drum size results in a more compact design that requires less storage space on a service truck, in the shop, or in the garage. However, it still offers the capacity to handle large messes.



- 5.0 Peak HP Motor provides the powerful suction needed for efficient clean up of tough messes.
- 12 Gallon drum provides capacity for clean-up of large spills & messes at job-sites and busy shops.
- With the vacuum inlet in the drum, this vac will accept dust collection bags making dry cleanup even easier.
- 4 swivel casters provide easy 360° mobility.
- Accessory storage space built into the caster feet and hose storage on the lid allows quick access to all the provided attachments.
- Medium size of vac requires a smaller storage space to store or transport this vac.
- Scroll Noise Reduction® is a patented feature that provides quiet operation by precisely controlling the flow of air through the vac.
- 1-layer standard pleated paper filter captures common everyday dirt.
- Dual-Flex® locking hose resists collapsing and adds 180° flexibility at both hose ends. Hose locks onto vac for uninterrupted cleaning.
- Long 15' power cord allows quick cleaning over a large area.
- Powerful exhaust airstream can be directed through the vac hose to blow debris from garages, decks, and sidewalks.
- Large built-in drain located to lowest point of drum for emptying of water.

### Specifications

- Drum Size – 12 Gallons (US).
- Peak HP – 5.0.
- Air Watts – 227.
- Voltage – 120.
- CFM – 176.
- Amps – 10.0.
- Cord Length – 15'.
- U.L. Listed – Yes.
- Replacement Filters – VF4000, VF5000, VF6000, VF3502, VF7000.
- Accessory Size – 2 1/2".
- Net Weight – 16.5 lbs.

### Standard Equipment

- 72947 – Everyday Dirt Filter - White; Fits 5-20 gallon vacs.
- 72937 – Blower/Car Nozzle.
- 72902 – Extension Wands.
- 72907 – Utility Nozzle.
- 72912 – Wet Nozzle.
- 72897 – 2 1/2 x 7 Universal Vac Hose.

Catalog No.	Model No.	Description	Air Watts		Weight	
			G/h	lb.	kg	
40103	WD1270	12 Gallon Wet/Dry Vac	227	22.5	10.2	

# Commercial Wet / Dry Vacs

## 14 Gallon High Performance Wet/Dry Vac

This RIDGID® 14 gallon High Performance Wet/Dry Vac is designed to deliver the powerful suction, large capacity, and rugged construction in a more compact design than is offered in our largest cart type vacs. The vacuum's 14 gallon drum size helps us achieve a more compact overall design but it still provides a big capacity capable of handling large job-site chores. The 6.0 peak HP motor delivers the high performance necessary to handle these chores. Other key features include; a 3-layer fine dust filter captures dry wall dust, accessories are stored on-board, casters provide 360° mobility. Add a top handle with a cord wrap, heavy duty 2-piece drum construction, a large drain and you've got a wet/dry vac that achieves the demands of Pro's on the job site or in the shop.



- 6.0 Peak HP motor provides powerful suction to handle tough jobsite clean-up.
- Scroll Noise Reduction® is a patented feature that provides quiet operation by precisely controlling the flow of air through the vac.
- 4 swivel casters provide easy 360° mobility.
- Quick release on-board accessory holder offers storage space for 5 accessories plus the hose.
- 2-piece drum provides improved, more rugged construction to meet the higher demands found on the job site.
- 3-layer fine dust filter captures fine dust particles such as dry wall dust.
- 7'Dual-Flex® locking hose resists collapsing and adds 180° flexibility at both hose ends. Hose locks onto vac for uninterrupted cleaning.
- Large carry handle allows easy lifting of vac into service vehicle.
- Long 20' cord wraps neatly around carry handle.
- Powerful exhaust airstream can be directed through the vac hose to blow debris from garages, decks, and sidewalks.

### Specifications

- Drum Size – 14 Gallons (US).
- Peak HP – 6.0.
- Air Watts – 256.
- Voltage – 120.
- CFM – 179.
- Amps – 11.0.
- Cord Length – 20'.
- U.L. Listed – Yes.
- Replacement Filters – VF3502, VF5000, VF6000, VF7000.
- Accessory Size – 2-1/2".
- Shipping Weight – 26 lbs.
- Net Weight – 22 lbs.

### Standard Equipment

- 72952 – Fine Dust Filter - Blue.
- 72937 – Blower/Car Nozzle.
- 72902 – Extension Wands.
- 72907 – Utility Nozzle.
- 72912 – Wet Nozzle.
- 72897 – 2 1/2 x 7 Universal Vac Hose.

Catalog No.	Model No.	Description	Weight	
			Lb.	kg
18718	WD1450	14 Gallon Contractor Wet/Dry Vac	26	11.8

# Commercial Wet / Dry Vacs



## 16 Gallon Stainless Steel Wet/Dry Vac With Cart

- 6.5 Peak HP motor provides industry leading power and performance.
- Stainless steel drum provides rugged, attractive, & clean exterior to meet the higher demands found on the job site.
- 3-layer fine dust filter captures fine dust particles such as dry wall dust.
- Scroll Noise Reduction® is a patented feature that provides quiet operation by precisely controlling the flow of air through the vac.
- Sturdy cart, push handle, & large rear wheels act together allowing the vac to travel easily up & down steps and across rough terrain.
- Quick release accessory storage bag keeps accessories close at hand but is quickly removable to make emptying debris from drum quick and easy.
- 7' Dual-Flex® locking hose resists collapsing and adds 180° flexibility at both hose ends. Hose locks onto vac for uninterrupted cleaning.
- Large carry handle allows easy lifting of vac into service vehicle.
- Long 20' cord wraps neatly around carry handle.
- Powerful exhaust airstream can be directed through the vac hose to blow debris from garages, decks, and sidewalks.

## Specifications

- Drum Size – 16 Gallons (US).
- Cord Length – 20'.
- U.L. Listed – Yes.
- Replacement Filters – VF3502, VF5000, VF6000, VF7000.
- Accessory Size – 2-1/2".
- Shipping Weight – 38.5 lbs.
- Net Weight – 27.8 lbs.

## Motor

- Peak HP – 6.5.
- Air Watts – 294.
- Voltage – 120.
- CFM – 203.
- Amps – 12.0.

## Standard Equipment

- 72952 – Fine Dust Filter - Blue.
- 72932 – Crevice Tool.
- 72937 – Blower/Car Nozzle.
- 72902 – Extension Wands.
- 72907 – Utility Nozzle.
- 72912 – Wet Nozzle.
- 72897 – 2 1/2 x 7 Universal Vac Hose.


Catalog No.	Model No.	Description	Weight	
			lb.	kg
31703	WD1956	16 Gallon Steel Tank Wet/Dry Vac	38.5	17.4



# Commercial Wet / Dry Vacs

## 16 Gallon Wet/Dry Vac with Detachable Blower

This newly designed RIDGID® 16 gallon wet/dry vac is a multifunctional powerhouse. Its powerful motor and large drum size allow it to perform extremely well as a conventional vac. In addition, the vacuum's power head detaches and quickly converts into a 180 peak MPH handheld blower with a locking blowing wand that outperforms most dedicated leaf blowers. The quick-release cord wrap lets you spend less time unwrapping the 20' cord, and more time on the job. The caddy conveniently keeps your accessories and hose close at hand. It's like two incredible tools in one.



- Detachable hand held blower provides 180 mph wind for removing debris from walkways, decks, yards, driveways, job sites, tools, etc. Performance meets or exceeds that of dedicated lawn & garden leaf blowers.
- New, dedicated blowing wand positively locks into the blowing port so it won't blow loose.
- 6.5 peak horsepower motor provides maximum power for the heavy-duty pickup of water & debris in the shop, basement, garage or on the job.
- Scroll Noise Reduction® is a patented feature that provides quiet operation by precisely controlling the flow of air through the vac.
- Four swivel casters provide 360°, freewheeling maneuverability of the vac when pushed or pulled in any direction.
- 7' Dual-Flex® locking hose resists collapsing and adds 180° flexibility at both hose ends. Hose locks onto vac for uninterrupted cleaning.
- Innovative accessory storage provides space for 7 individual items. No more searching or fumbling to find accessories. 1-layer standard pleated paper filter captures common everyday dirt.
- 1-layer standard pleated paper filter captures common everyday dirt.
- 20' Extra long power cord accommodates wide area cleaning.
- Large built-in drain located at lowest point of drum for emptying of water.

### Specifications

- Drum Size – 16 Gallons (US).
- Cord Length – 20'.
- U.L. Listed – Yes.
- Replacement Filters – VF4000, VF5000, VF6000, VF7000, VF3502.
- Accessory Size – 2-1/2".
- Shipping Weight – 29 lbs.
- Net Weight – 25.5.

### Motor

- Peak HP – 6.5.
- Air Watts – 286.
- Voltage – 120.
- CFM – 172.
- Amps – 12.0.

### Standard Equipment

- 72947 – Everyday Dirt Filter - White; Fits 5-20 gallon vacs.
- 72937 – Blower/Car Nozzle.
- 72902 – Extension Wands.
- 72907 – Utility Nozzle.
- 72912 – Wet Nozzle.
- 72897 – 2 1/2 x 7 Universal Vac Hose.

Catalog No.	Model No.	Description	Weight	
			lb.	kg
40108	WD1680	16 Gallon Wet/Dry Vac w/Detachable Blower	29	13.10

# WET/DRY VACUUMS

## Commercial Wet / Dry Vacs



### 16 Gallon High Performance Wet/Dry Vac With Cart

- 6.5 Peak HP motor – powerful suction picks up about 1 gallon of water per second.
- Scroll Noise Reduction® is a patented feature that provides quiet operation by precisely controlling the flow of air through the vac.
- Sturdy cart, push handle, & large rear wheels act together allowing the vac to travel easily up & down steps and across rough terrain.
- Quick release accessory storage bag keeps accessories close at hand but is quickly removable to make emptying debris from drum quick and easy.
- 2-piece drum provides improved, more rugged construction to meet the higher demands found on the job site.
- 3-layer fine dust filter captures fine dust particles such as dry wall dust.
- 7' Dual-Flex® locking hose resists collapsing and adds 180° flexibility at both hose ends. Hose locks onto vac for uninterrupted cleaning.
- Large carry handle allows easy lifting of vac into service vehicle.
- Long 20' cord wraps neatly around carry handle.
- Powerful exhaust airstream can be directed through the vac hose to blow debris from garages, decks, and sidewalks.

### Specifications

- Drum Size – 16 Gallons (US).
- Cord Length – 20'.
- U.L. Listed – Yes.
- Replacement Filters – VF3502, VF5000, VF6000, VF7000.
- Accessory Size – 2-1/2".
- Shipping Weight – 32.8 lbs.
- Net Weight – 28.2 lbs.

### Motor

- Peak HP – 6.5.
- Air Watts – 306.
- Voltage – 120.
- CFM – 203.
- Amps – 12.0.

### Standard Equipment

- 72952 – Fine Dust Filter - Blue.
- 72932 – Crevice Tool.
- 72937 – Blower/Car Nozzle.
- 72902 – Extension Wands.
- 72907 – Utility Nozzle.
- 72912 – Wet Nozzle.
- 72897 – 2 1/2 x 7 Universal Vac Hose.
- 72927 – Muffler/Diffuser.

Catalog No.	Model No.	Description	Weight	
			lb.	kg
31693	WD1851	16 Gallon Contractor Wet/Dry Vac	32.8	14.9



# Industrial Wet / Dry Vacs



## Industrial Series Wet/Dry Vacuums

RIDGID® 2 Stage Wet/Dry Vacuums are designed and built for the toughest heavy debris and fluid pickup applications.

- Powerful heavy-duty, dual-stage motor provides maximum suction power.
- Power head with a patented SNR "Scroll Noise Reduction" design provides better airflow and suction with less noise, resulting in more power and quieter operation.
- Tug-A-Long positive locking mechanism securely locks the hose to the vacuum so the hose will not pull out during use.
- Dual layer hose provides maximum durability and crush resistance.
- Rugged polypropylene drum is impact and corrosion resistant.
- Heavy-duty cart system with large non-marring wheels provide effortless movement over the toughest terrains. The quick-release cart handle allows emptying the drum easily.
- Removable accessory storage bag keeps accessories together and accessible.
- Fine particle filter provides exceptional filtration, including for dry wall dust. It is washable, reusable, clogs less and can be used for both wet and dry operation.



## Standard Equipment

- 23743 – Dust Bag Filter Fits 12 - 16 Gallon.
- 72952 – Fine Dust Filter - Blue.
- 72932 – Crevice Tool.
- 72902 – Extension Wands.
- 72907 – Utility Nozzle.
- 72912 – Wet Nozzle.
- 72922 – Floor Brush.
- 72927 – Muffler/Diffuser.
- 24608 – 4X Pro Hose Replacement.
- 41603 – Turbo "Beater Bar" Kit.

Catalog No.	Model No.	Description	Sealed Pressure	Airflow	Air Watts	Cord Length		Weight	
			cubic in.			in.	lb.	kg	
25648	RV2400A	14 Gallon Commercial Vac	100	105	255	25	37.2	16.9	
40048	RV2400HF	14 Gallon Certified HEPA Filtration Vac	100	105	255	25	37.2	16.9	
25653	RV2600B	16 Gallon Commercial Vac w/ Industrial Acc. Kit	100	105	255	25	40.1	18.2	

# WET/DRY VACUUMS

## Accessories



### Accessories

#### 1 7/8" Accessories

Catalog No.	Model No.	Description
29848	VT1781	1 7/8" Car Nozzle
31718	VT1701	1 7/8" Dusting Brush
31723	VT1702	1 7/8" Crevice Tool
31728	VT1708	1 7/8" Extension Wand
31733	VT1709	1 7/8" Utility Nozzle
31738	VT1710	1 7/8" Wet Nozzle
40163	VT 1712	1 7/8" Crevice Tool/Dusting Brush
40168	VT 1714	1 7/8" Floor Brush
41593	VT1711	1 7/8" to 1 1/4" Adapter

#### 2 1/2" Accessories

Catalog No.	Model No.	Description
72887	VT 2501	Dusting Brush
72902	VT 2508	Extension Wands
72907	VT 2509	Utility Nozzle
72912	VT 2510	Wet Nozzle
72922	VT 2514	Floor Brush
72932	VT 2502	Crevice Tool
72937	VT 2503	Blower/Car Nozzle

#### Kits/Hoses/Etc.

Catalog No.	Model No.	Description
24608	VT 2570	4X Pro Hose Replacement
26573	VT 2530	Multi-Surface Nozzle with Brush
26578	VT 2540	Claw Nozzle
31713	VT 1720	1 7/8" x 7' Wet/Dry Vac Hose Kit
31743	VT 1755	3 Piece Adapter Kit
32698	VT 2534	Auto Detailing Kit: 7 piece Kit w/4X Hose
32703	VT 2575	Heavy Duty Cleaning Kit: 12 Piece Kit w/Stainless Steel Extension Wands
41598	VT 2561	Filter Nut/Drain Cap Combo
41603	VT 2571	Turbo "Beater Bar" Kit
72897	VT 2520	2 1/2" x 7' Universal Vac Hose
72927	VT 2525	Muffler/Diffuser

#### Replacement 2-Stage Service Parts

Catalog No.	Model No.	Description
31073	832077	Nozzle Master
31078	832079	Floor Brush Insert
31083	832080	Carpet Insert
31088	832078	Squeegee Insert
31103	832068	Extension Handle Assembly - Curved
31108	832069	Extension Handle Assembly - Straight

# Filters



## Everyday Dirt 1-Layer Pleated Paper Filter

The RIDGID® 1-layer replacement wet/dry vac filter is great for everyday dirt. Everyday dirt is best described as sawdust or typical debris found in a basement, garage or vehicle. With its patented Qwik Lock™ feature, it simply snaps on or off the vacuum for easy cleaning. The filter fits all RIDGID wet/dry vacuums 5 gallons and larger.

- Qwik Lock™ fastening system.
- Fits all RIDGID brand vacs 5 gallons and larger.
- Washable and reusable.
- Includes 1 filter per package.

### Specifications

- Best for
  - Sawdust.
  - Typical Basement, Garage, or Car Dirt.
- Fits vac sizes – 5-20 gallons.

Catalog No.	Model No.	Description
72947	VF4000	Everyday Dirt Filter - White; Fits 5-20 gallon vacs



## Fine Dust 3-Layer Pleated Paper Filter

The RIDGID 3-layer pleated paper filter features a double-pleated design that captures fine particles such as dust, drywall sanding and fireplace ash. With its patented Qwik Lock™ feature, it simply snaps on or off the vacuum for easy cleaning. The filter fits all RIDGID wet/dry vacuums 5 gallons and larger.

- Captures 99% of all particles 1 micron in size and larger.
- Ideal for capturing drywall dust.
- Qwik Lock™ fastening system.
- Fits all RIDGID brand vacs 5 gallons and larger.
- Washable and reusable.
- Includes 1 filter per package.

### Specifications

- Best for – Sawdust.
  - Typical Basement, Garage, or Car Dirt.
  - Drywall Dust.
  - Cement Dust.
  - Cold Ashes (Fireplace, BBQ Grill).
  - Fine Powders (Flour, Talcum Power, Baby Powder, Chalk).
- Fits vac sizes – 5-20 gallons.

Catalog No.	Model No.	Description
72952	VF5000	Fine Dust Filter - Blue

# WET/DRY VACUUMS

## Filters



### Wet Application Filter

The VF7000 is designed for high-volume liquid pickup. This filter adds protection for your vac during wet pick-up by keeping water-borne debris out of the motor. With its patented Qwik Lock™ feature, it simply snaps on or off the vacuum for easy cleaning. The filter fits all RIDGID® wet/dry vacuums 5 gallons and larger.

- For High-Volume liquid pick-up.
- Qwik Lock™ Fastening system.
- Fits all RIDGID brand vacs 5 gallons and larger.
- Washable and reusable.
- Includes 1 filter per package.

### Specifications

- Best for – Wet Pick-Up Only.
  - High-Volume Liquids.
  - Water-borne Debris.
- Fits Vac Sizes – 5-20 gallons.

Catalog No.	Model No.	Description
40158	VF7000	Wet Application Filter



### 5-Layer Allergen Filter

The RIDGID 5-Layer replacement allergen filter is made from HEPA-rated material and removes 99.97% of all particles .3 microns and larger from the air. Allergens cleaned from the air might include particles such as pet dander and pollen. With its patented Qwik Lock™ feature, it simply snaps on or off the vacuum for easy cleaning. The filter fits all RIDGID wet/dry vacuums 5 gallons and larger.

- Captures 99.97% of all particles 0.3 micron in size and larger.
- Ideal for capturing allergens.
- Qwik Lock™ fastening system.
- Fits all RIDGID brand vacs 5 gallons and larger.
- Washable and reusable.
- Includes 1 filter per package.

### Specifications

- Best for – Sawdust.
  - Typical Basement, Garage, or Car Dirt.
  - Drywall Dust.
  - Cement Dust.
  - Cold Ashes (Fireplace, BBQ Grill).
  - Fine Powders (Flour, Talcum Power, Baby Powder, Chalk).
  - Pet Dander.
  - Pollens.
  - Allergens.
  - Fine Indoor Particles (Upholstery, Dust Mites, Mold Spores, Dryer Lint, Furnace Filter).
- Fits Vac Sizes – 5-20 gallons.
- Not EPA RRP qualified.

Catalog No.	Model No.	Description
97457	VF6000	HEPA Filter - Green

# Filters



### High-Efficiency Dust Bags - VF3501

The RIDGID® High-Efficiency Dust Bag helps you clean up dry debris such as sawdust or drywall dust while keeping the vacuum drum clean. The bag fits 4 to 5 gallon RIDGID wet/dry vacs.

- Ideal for picking up fine particles of dust and dirt.
- Keeps the inside of the vac drum clean.
- Includes 2 filter collection bags.
- Fits 4 to 5 gallon RIDGID wet/dry vacs.
- Easily discarded.

Catalog No.	Model No.	Description
23738	VF3501	Dust Bag Filter Fits 3 - 4.5 Gallon



### High-Efficiency Dust Bags - VF3502

The RIDGID High-Efficiency Dust Bag helps you clean up dry debris such as sawdust or drywall dust while keeping the vacuum drum clean. The bag fits 12 to 16 gallon RIDGID wet/dry vacs.

- Ideal for picking up general debris.
- Great for picking up fine particles of dust and dirt.
- Keeps the inside of the vac drum clean.
- Includes 2 filter collection bags.
- Fits 12 to 16 gallon RIDGID wet/dry vacs.
- Easily discarded.

Catalog No.	Model No.	Description
23743	VF3502	Dust Bag Filter Fits 12 - 16 Gallon



### High-Efficiency Dust Bags - VF3503

The RIDGID High-Efficiency Dust Bag helps you clean up dry debris such as sawdust or drywall dust while keeping the vacuum drum clean. The bag fits 6 to 9 gallon RIDGID wet/dry vacs.

- Ideal for picking up fine particles of dust and dirt.
- Keeps the inside of the vac drum clean.
- Includes 2 filter collection bags.
- Fits 6 to 9 gallon RIDGID wet/dry vacs.
- Easily discarded.

Catalog No.	Model No.	Description
40153	VF3503	Dust Bag Filter Fits 6 - 9 Gallon

# WET/DRY VACUUMS

## Air Mover



### Professional Portable Air Mover

- Quick Drying Action Our RIDGID Air Mover Can Be Used to Dry Wet Floors, Wet Carpet, and Any Water Damaged Areas. The Air Mover also can be used to Dry Shampooed Upholstery, Dry Drywall Mud, and Provide Ventilation, etc..
- 3- Position Base Varies Direction of Airflow Multi - Position Housing Direct Air Upward by Tilting Unit to a Stable 45° or 90° Position.
- New, Professional Styling Bold Color Signals Caution while Drying Slippery Floors.
- Professional Grade Durable, High Impact Housing Rugged Construction for Durability - Stacks Easily.
- For Residential and Commercial Use.
- Long 30' power cord for extended reach with a built-in cord wrap.
- Heavy duty .4 HP induction motor with three airflow speed settings (3.2 Amp, 2.7 Amp, 2.2 Amp) generates up to 1625 cfm.

### Specifications

- Motor – 0.4 HP, 3.0 AMP.
- Speeds – 3.
- Power Cord – 30'.
- Weight – 35 lbs.

Catalog No.	Model No.	Description	Cord Length		Weight	
			ft.	lb.	kg	
41438	AM2560	Air Mover	30	35	16.0	

## Pumps



### Quick Connect Pump

Ideal accessory for any RIDGID wet/dry vacuum with a drain. Pumps up to 10 gallons per minute.

Catalog No.	Model No.	Description	Capacity GPH	Weight	
			G/h	lb.	kg
26453	VP2000	Quick Connect Pump	600*	2	0.9

\*Capacity in gallons per hour at zero foot discharge height



<b>#</b>			
1 1/2" Check Valve.....	13.55	Advanced Lithium Battery Charger (N. America).....	12.1
1 1/2" Threaded Check Valve .....	13.55	Advanced Lithium Battery Charger Replacement Cord .....	11.3
1/4 HP Auto ON/OFF Dewatering Pump.....	13.52	AdvanTEXT™.....	13.54
1/4 HP Auto ON/OFF Dewatering Pump w/Freeze Protection .....	13.52	AdvanTEXT™ Water Sensor .....	13.56
1/4 HP Dewatering Pump.....	13.52	Air Mover .....	14.18
1/6 HP Dewatering Pump.....	13.51	Aluminum End Wrenches.....	1.3
10' (3.1m) Heavy-Duty Wind.....	13.27	Aluminum Level.....	7.4
12 Gallon High Performance Wet/Dry Vac .....	14.8	Aluminum Offset Pipe Wrenches.....	1.4
12-Volt Batteries .....	13.51	Aluminum Pipe Wrenches.....	1.2
122 Cutting and Prep Machine .....	3.12	Aluminum RapidGrip® Wrenches .....	1.3
122XL Copper Cutting and Prep Machine.....	3.13	Aluminum Straight Pipe Wrenches.....	1.2
127 Inner-Outer Reamer.....	3.22	Anvils.....	7.3
14 Gallon High Performance Wet/Dry Vac .....	14.9	ASTM F 1807 PEX Crimp Tools .....	10.12
1450 Pressure Test Pump.....	9.2	Auto-Clean™/K-30 Sink Machine.....	13.9
16 Gallon High Performance Wet/Dry Vac With Cart.....	14.12	AUTOFEED-K-6200 .....	13.19
16 Gallon Stainless Steel Wet/Dry Vac With Cart .....	14.10	<b>B</b>	
16 Gallon Wet/Dry Vac with Detachable Blower .....	14.11	Backup Systems .....	13.50
18V Advanced Lithium 2 Battery.....	11.3	Ball Transfer Head.....	2.4
18V Advanced Lithium 2.0Ah Battery .....	12.1	Basin Wrenches .....	1.7
18V Advanced Lithium 4 Battery.....	11.3	Battery-Powered Hydraulic Electrical Tools.....	11.3
18V Advanced Lithium 4.0Ah Battery .....	12.1	Bench Chain Vises .....	2.2
2-in-1 Close Quarters AUTOFEED™ Cutter .....	3.15	Bench Yoke Vises .....	2.3
200' Mini Color Reel (Self-Leveling .....	11.6	Bending & Forming.....	8.2
200' Mini Color Reel (Self-Leveling) .....	12.6	Beveling Die .....	4.29
223S/227S Inner-Outer Reamer.....	3.22	Bi-Metal Hack Saw Blades.....	7.6
238-P Powered Soil Pipe Cutter.....	3.5	Bolt Cutters .....	11.8
25' (7.6 m) Inner Core w/ Bulb Auger .....	13.27	Bolt Die.....	4.29
25' (7.6 m) Inner Core w/Drop Head Auger .....	13.27	Button Die .....	4.7
25' (7.6 m) w/Bulb Auger .....	13.27	<b>C</b>	
25' (7.6 m) w/Drop Head Auger.....	13.27	Cable Cutters.....	8
25' (7.6 m) w/Male Coupling .....	13.27	Cable Kit .....	13.27
2" Check Valve .....	13.55	Cable Trimmers .....	11.9
3 Gallon Portable Pro Wet/Dry Vac.....	14.3	Carrying Case .....	4.13
300 Series Plumbing Benders.....	8.2	Carrying Cases .....	4.4
345 Manual Flare Tool .....	8.6	Chain Tongs.....	1.6
35' (10.7 m) w/Bulb Auger.....	13.27	Chain Wrenches.....	1.5
35' (10.7 m) w/Male Coupling .....	13.27	Close Quarters Tubing Cutters .....	3.14
4 Gallon Portable Wet/Dry Vac.....	14.4	Coil & Flat Spring Assembly .....	1.9
4-Wheel Pipe Cutters.....	3.3	Color Camera Head - Self-Leveling NTSC (115V .....	11.6
4.5 Gallon Pro Pack Portable Wet/Dry Vac .....	14.5	Combination Kit.....	6.4
400 Series Instrument Benders.....	8.2	Compact Series ASTM F 1807 Jaws (For PEX Tubing).....	10.8
4P-6 4PIN Dieless Crimp Head .....	11.4	Compact Series Jaws for ProPress® System.....	10.7
4P-6 4PIN Dieless Crimp Head Only .....	11.3	Compact Series Jaws For PureFlow™ System .....	10.7
5-Layer Allergen Filter.....	14.16	Compact Series Press Jaws .....	10.7
50' (15.2m) w/Bulb Auger .....	13.27	Compact2 Monitor Side Plate Spare Kit.....	12.1
50' (15.2m) w/Drop Head Auger.....	13.27	Compact2/CS6Pak Monitor Handle.....	12.1
500RSS System.....	13.45	Compound Leverage Wrenches .....	1.5
6 Gallon Wet/Dry Vac w/ accessory pack .....	14.6	Conduit Benders .....	9
6 mm Diameter Imager Head Accessory .....	12.23	Constant Swing Tubing Cutters .....	3.15
600 Series Heavy-Duty Instrument Benders.....	8.3	Conveyor Head Pipe Stands.....	2.4
602 Support Arm .....	4.13	Copper Cleaning Brushes.....	3.21
692 Support Arm.....	4.13	Copper Cutting Prep Machines .....	3.12
7 1/2' (2.3 m) All-Purpose Wind.....	13.27	Core Drill Bits .....	6.7
7 1/2' (2.3 m) Tight-Wind .....	13.27	CS6Pak Digital Recording Monitor .....	12.1
7 1/2' (2.3 m) All-Purpose Wind w/Plastic Core.....	13.27	CS6Pak w/2 Batteries and 1 Charger .....	12.1
819 Nipple Chuck Kit.....	4.31	Cutting & Drilling .....	6.2
9 Gallon Wet/Dry Vac .....	14.7	<b>D</b>	
915 Roll Groover .....	5.3	Deburring Tools .....	3.22
918 Roll Groover.....	5.6	Demolition blade.....	6.6
918-I Roll Groover .....	5.7	Die Head .....	4.5
920 Roll Groover.....	5.8	Die Heads.....	4.5
975 Combo Roll Groover .....	5.4	Drain & Sewer Video Inspection.....	12.10
<b>A</b>		Drum Machines.....	13.14
AC Adapter.....	12.17	Dry Cut Saw / Model 614 .....	3.11
AC Battery Adapter.....	12.1	<b>E</b>	
Accessories.....	14.14	Electrician Kit .....	6.4
Accessories for Receding Threaders .....	4.8	Enclosed Feed Tubing Cutters.....	3.16
Adapter.....	13.27	Enclosed Ratchet Threader Sets.....	4.3
Adjustable Pipe Supports.....	2.5	End Aluminum Handle Assembly.....	1.9
Adjustable Stand with Steel Rollers.....	2.5	End iron handle Assembly.....	1.9
Adjustable Wrenches.....	1.6	End Pipe Wrenches.....	1.3
Advanced Lithium Battery Charger.....	11.3	Everyday Dirt 1-Layer Pleated Paper Filter .....	14.15
		Exposed Ratchet Bolt Threader Sets .....	4.4
		Exposed Ratchet Threader Sets.....	4.3
		<b>F</b>	
		F-Series Vises .....	7.2
		Faucet & Sink Installer.....	1.7
		Fiberglass Folding Rules .....	7.7
		Filters.....	14.15
		Fine Dust 3-Layer Pleated Paper Filter .....	14.15
		Flaring Tools .....	8.5
		Floating Transmitter.....	12.38
		Foam Core Cutter.....	3.21
		Folding Rules.....	7.7
		Forged Anvils.....	7.3
		<b>G</b>	
		Geared Ratchet Tube Benders .....	8.3
		Geared Threader Accessories.....	4.1
		Grappler Hook .....	13.7
		<b>H</b>	
		H-10 Cart with Hose Reel .....	13.38
		H-10 Cart with Hose Reel and 100' x 3/16" Trap Hose .....	13.38
		H-30 Cart with Hose Reel .....	13.38
		Hammer-Type Flaring Tools.....	8.7
		Hammers .....	7.5
		Hand Spinners.....	13.8
		Hand Tools.....	13.6
		Hand-Held Power Drives.....	4.15
		Hand-Held Video Inspection .....	12.20
		HC300 Hole Cutting Tool.....	6.2
		HC450 Hole Cutting Tool.....	6.3
		Heavy Duty Flare Tool .....	8.6
		Heavy-Duty Offset Pipe Wrenches .....	1.4
		Heavy-Duty Pipe Cutters.....	3.2
		Heavy-Duty Pipe Wrenches .....	1.2
		Heavy-Wall Conduit Benders .....	9
		Heel Jaw & Pin Assembly.....	1.9
		Hex Wrenches.....	1.4
		High-Efficiency Dust Bags - VF3501 .....	14.17
		High-Efficiency Dust Bags - VF3502 .....	14.17
		High-Efficiency Dust Bags - VF3503.....	14.17
		Hinged Pipe Cutters .....	3.3
		Hole Cutting Tools.....	6.2
		Hole Saw.....	6.5
		Hole Saw Arbors .....	6.4
		Hole Saw Kit .....	6.4
		Hook Jaw .....	1.9
		Hydraulic Benders .....	8.7
		Hydraulic Benders - Tip-Up Wing.....	8.7
		Hydraulic Kit Draw Bolt.....	11.7
		Hydraulic Knockout Kits.....	11.6
		<b>I</b>	
		Industrial Series Wet/Dry Vacuums.....	14.13
		Inner-Outer Copper Cleaning Brush .....	3.21
		Interchangeable Heads.....	11.4
		Internal Tubing Cutters.....	3.17
		Internal Wrenches.....	1.8
		<b>J</b>	
		Jet Vac .....	13.38
		<b>K</b>	
		K-1000 Rodder Machine .....	13.36
		K-1500 Sectional Machine.....	13.30
		K-1500G Sectional Machine .....	13.34
		K-1500SP Sectional Machine .....	13.32
		K-25 Hand Spinner .....	13.8
		K-26 Hand Spinner .....	13.8
		K-3 and K-6 Toilet Augers .....	13.6
		K-3800 Drum Machine .....	13.16
		K-40 Sink Machine .....	13.10
		K-400 Drum Machine .....	13.14
		K-45 Sink Machine .....	13.12
		K-5 Grappler Hook .....	13.7
		K-50 Sectional Machine.....	13.26
		K-60 Sectional Machine.....	13.28
		K-6200 Drum Machine.....	13.18
		K-750 Drum Machine .....	13.20
		K-7500 Drum Machine .....	13.22
		K-750R Drum Machine.....	13.24
		KJ-1350 Adapter to Fit H-30 Cart .....	13.38

# ALPHABETICAL INDEX

KJ-1350 Water Jetter.....	13.38	Nozzle Cleaning Tool.....	13.38	RE 6 Electrical Tool Kit w/4P-6 4PIN Dieless Crimp Head.....	11.3	
KJ-1750 Water Jetter.....	13.38	Nut, wrench parts.....	1.9	RE 6 Electrical Tool Kit w/SC-60C Scissor Cutter Head 4P-6 4PIN Dieless Crimp Head*.....	11.3	
KJ-2200 Water Jetter.....	13.38	Nylon Storage Bag.....	13.38	RE 6 Electrical Tool Kit w/SC-60C Scissor Cutter, 4P-6 4PIN™ Dieless Crimp Head and PH-60B Punch Head*.....	11.3	
KJ-3100 Water Jetter.....	13.42	<b>O</b>			RE 6 Electrical Tool Only.....	11.3
Knockout Sets.....	11.6	Oiler w/1 Gal. Premium Thread Cutting Oil.....	4.13	Reamers, Deburring Tools.....	3.22	
Kwik-Spin® Hand Spinner with AUTOFEED®.....	13.9	One Stop Wrenches.....	1.8	Reamers, Extractors & Taps.....	3.8	
<b>L</b>			One-Piece Flat Sewer Tape.....	13.7	Receding Geared Threaders.....	4.10
Large Diameter Pipe Stand.....	2.5	Optional Die Heads.....	4.25	Reciprocating Saw Blades.....	6.6	
Levels.....	7.4	<b>P</b>			Reels & Cameras.....	12.10
Lever Benders.....	8.2	P-Trap Cutter.....	13.19	Remote Transmitter (512 Hz Sonde).....	12.38	
<b>M</b>			PH-60B Accessory Kit.....	11.5	Replacement Drill Guides.....	7.12
Machine with A-1 RIDIGD Drain Cleaning Mitt, A-12 Pin Key, and A 34-12 Rear Guide Hose.....	13.32	PH-60B Knockout Punch Head.....	11.5	Retrieving Auger.....	13.17	
Machine with A-1 RIDIGD Drain Cleaning Mitt, A-12 Pin Key, and A-34-12 Rear Guide Hose, Plus SE Tool Kit (see below).....	13.32	PH-60B Knockout Punch Head Only.....	11.3	RIDGID Hammers.....	7.5	
Machined Aluminum Level.....	7.4	PH-60B Large Capacity Adapter.....	11.5	RIDGID Hydraulic Benders - Formers and Accessories.....	8.8	
Manual Kit Draw Bolt.....	11.7	Pin, wrench parts.....	1.9	RIDGID Leather Drain Cleaning Gloves.....	13.38	
Manual Knockout Kits.....	11.6	Pipe Cutter Replacement Wheels.....	3.7	RIDGID PVC Drain Cleaning Gloves.....	13.38	
Manual Ratchet Threaders.....	4.3	Pipe Cutter Wheel.....	3.7	RIDGID Thread Sealants.....	4.11	
Manual Receding Threaders.....	4.1	Pipe Cutters.....	3.2	RIDGID® CrossChek™ Inspection System.....	12.14	
Manual Threading.....	4.1	Pipe Die.....	4.28	Rings for ProPress®.....	10.1	
MegaPress® Jaws & Rings.....	10.11	Pipe Dies, Bolt Dies for Machine Die HEads.....	4.28	Rodder Machines.....	13.36	
MegaPress® Jaws And Rings.....	10.11	Pipe Extractors.....	3.8	Roll Grooving.....	5.3	
micro CA-100 Inspection Camera.....	12.21	Pipe Freezers.....	9.4	Roller Head Pipe Stands.....	2.4	
micro CA-25 Digital Inspection Camera.....	12.20	Pipe Reamers.....	3.8	RP 200-B Press Tool.....	10.4	
micro CA-300 Inspection Camera.....	12.22	Pipe Stands.....	2.4	RP 210-B Press Tool.....	10.5	
micro CD-100 Combustible Gas Detector.....	12.27	Pipe Taps: Hand Use Only.....	3.8	RP 340 Press Tool.....	10.6	
micro IR-100 Non-Contact Infrared Thermometer.....	12.24	Pipe Thawers.....	9.5	RS33 – 1/3 HP sump Pump system.....	13.45	
micro LM-100 Laser Distance Meter.....	12.25	Pipe Vises.....	2.2	RS50AT Submersible Sump Pump System.....	13.44	
micro LM-400 Advanced Laser Distance Meter.....	12.26	Pipe Vises & Supports.....	2.2	RSM33 Battery Backup System with Advance Notification.....	13.51	
Mini Hose Reel.....	13.38	Pipe Welding Vises.....	2.3	RT-100 Electric Soldering Gun.....	9.3	
Model 10 Screw Extractor Set.....	7.11	Pipe/Tube Cutting & Preparation.....	3.10	RT-175 Electric Soldering Gun.....	9.3	
Model 1205 PVC/ABS Saw.....	7.6	Plastic Pipe Cutters.....	3.19	RT1000 Tapping Tool.....	6.8	
Model 1215 Threading Machine.....	4.22	Pliers.....	7.9	RT3422 Tapping Tool.....	6.9	
Model 1224 Threading Machine.....	4.26	Plumber Kit.....	6.4	RW50AT Sewage Pump System with AdvanTEXT™ Cellular Monitoring.....	13.48	
Model 212 Pro Arc Saw.....	7.6	Plumbing Locating.....	12.35	Rw50v – HP sewage Pump system.....	13.49	
Model 25 Screw and Pipe Extractor Set.....	7.12	Portable Chain and Yoke Vises.....	2.3	<b>S</b>		
Model 258 Power Pipe Cutter.....	3.9	Portable TRISTAND Vise.....	4.13	Saws.....	3.11	
Model 258XL Power Pipe Cutter.....	3.10	Portable TRISTAND® Vise.....	4.13	SC-60C Cutter Head with ACSR Blades.....	11.3	
Model 300 Compact Threading Machine.....	4.23	Portable TRISTAND® Vises.....	2.2	SC-60C Cutter Head with Copper/Aluminum Wire Blades.....	11.3	
Model 300 Power Drive.....	4.16	Power Drive (Only) Case, & Support Arm.....	4.13	Scissor Cutter Head.....	11.4	
Model 300 Power Drive Complete.....	4.17	Power Drive 1/2" - 2" NPT Die Heads, Case, & Support Arm.....	4.13	Screw Extractors.....	7.11	
Model 418 Oiler.....	4.12	Power Drive Only W/ Case and Support Arm.....	4.13	Screw Feed Tubing Cutters.....	3.17	
Model 456 Tri-Bender.....	8.3	Power Drive w/ 1/2" – 1/4" NPT 11R Die Heads, Case & Support Arm.....	4.13	Screwdrivers.....	7.8	
Model 535 Threading Machine.....	4.21	Power Pipe Cutters.....	3.10	Sectional Machines.....	13.26	
Model 535A Automatic Threading Machine.....	4.19	Power Spin with AUTOFEED®.....	13.8	SeekTech Inductive Signal Clamp.....	12.34	
Model 700 Power Drive.....	4.15	Power Threading.....	4.15	SeekTech SR-20 Locator.....	12.30	
Model S Tube Expander.....	8.4	Power Threading Machines.....	4.16	SeekTech SR-60 Locator.....	12.32	
Model SF-2500 SuperFreeze.....	9.4	Power-Driven 916 Roll Groover.....	5.5	SeekTech ST-305 Line Transmitter.....	12.34	
Models KT-190 / KT-200 Pipe Thawers.....	9.5	Precision Ratcheting Flare Tool.....	8.5	SeekTech ST-33QR Line Transmitter.....	12.18	
Monitors & Recorders.....	12.15	Press Jaws.....	10.7	SeekTech ST-510 Line Transmitter.....	12.34	
Multi-Purpose 6-in-1 Screwdriver.....	7.8	Press Rings.....	10.1	SeeSnake Compact2 (Reel Only).....	12.1	
<b>N</b>			Press Snap™ Soil Pipe Cutter.....	10.13	SeeSnake Compact2 System w/1 Battery and 1 Charger.....	12.1
NaviTrack Brick - 5 Watt.....	12.37	Press Tools.....	10.12	SeeSnake Monitor Side Plate Upgrade Kit.....	12.1	
NaviTrack II Locator.....	12.35	Pressure Test Pumps.....	9.2	SeeSnake® Compact Camera.....	12.10	
NaviTrack Line Transmitter - 10 Watt.....	12.37	Pressure Wash (Gun only).....	13.38	SeeSnake® CS10 Digital Recording Monitor.....	12.16	
NaviTrack Scout® Locator.....	12.36	Pressure Wash Package, Electric Jetters.....	13.38	SeeSnake® CS6 Digital Recording Monitor.....	12.18	
NaviTrack® Locators.....	12.35	Professional Portable Air Mover.....	14.18	SeeSnake® Digital Laptop Interface.....	12.19	
NaviTrack® Transmitters.....	12.37	PTC Plastic Drain Pipe Cutter.....	3.20	SeeSnake® DVD Pak2 Inspection Camera Monitor.....	12.15	
Nightshade Torpedo Level.....	7.4	Pump Accessories.....	13.55	SeeSnake® MAX rM200 Camera System.....	12.9	
Nipple Chucks / Adapters.....	4.31	Pumps.....	13.44	SeeSnake® microDrain™ Video Inspection System.....	12.11	
No. 1380 Cable Cutter.....	11.8	Punch.....	11.7	SeeSnake® microReel Video Inspection System.....	12.12	
No. 206 Soil Pipe Cutter.....	3.4	<b>Q</b>			SeeSnake® Mini Video Inspection System.....	12.6
No. 226 In-Place Soil Pipe Cutter.....	3.4	Quick Connect Pump.....	14.18	SeeSnake® nanoReel Industrial Video Inspection System.....	12.13	
No. 228 Soil Pipe Assembly Tool.....	3.6	Quick-Acting CSST Cutter.....	3.17	SeeSnake® Self-Leveling Camera.....	12.8	
No. 246 Soil Pipe Cutter.....	3.5	Quick-Acting Tubing Cutters.....	3.16	SeeSnake® Standard Camera.....	12.7	
No. 276 Soil Pipe Cutter.....	3.6	<b>R</b>			Semi-Trash Pumps.....	13.53
No. 575 EMT Sizing Tool for Conduit.....	3.21	RapidGrip® Wrenches.....	1.2	Sewage & Sump Pump Alert Systems.....	13.54	
No. 606 Standard Shape with Tray.....	7.7	Raprench® Wrenches.....	1.4	Sewage and Effluent Pumps.....	13.46	
No. 65R-C Manual Receding Threader.....	4.8	Ratchet & Handle Only.....	4.3			
No. 65R-TC Manual Receding Threader.....	4.8	Ratchet Cutters with Ergonomic Grips.....	3.19			
No. 87 ACSR Cable Trimmer.....	11.9	Ratcheting Ring.....	4.13			
No. KOPD-254.....	11.7	RBSU25 Battery Backup System.....	13.50			
No. KOPD-52.....	11.7	RE 6 Electrical Tool Case Only.....	11.3			
		RE 6 Electrical Tool Kit (No Heads).....	11.3			

Sewer Tape	13.7
Shovels	7.10
Single Stroke Cutters	3.19
Sink Machines	13.10
Sizing Tools	3.21
Snips	7.9
Soil Pipe Cutters	3.4
Soldering Guns	9.3
Specific Purpose Wrenches	1.4
Spring-Type Tube Benders	8.4
Spud Wrenches	1.5
SR-24 Line Locator	12.31
Stainless Steel Tubing Cutters	3.17
Stand Chain Vise	2.2
Standard Series Jaws for ProPress® System	10.8
Standard Series Jaws for PureFlow™ System	10.9
Standard Series Press Jaws	10.8
Standard Series ProPress® XL-C™ Rings	10.9
Straight Aluminum Handle Assembly	1.9
Straight Iron Handle Assembly	1.9
Straight Pipe Wrenches	1.2
Strap Wrenches	1.6
Sump Pumps	13.44
Swaging Tools	8.5

## T

Tape Measures	7.8
Tapping Tools	6.8
Test and Measurement	12.24
Thin-Wall Conduit Benders	9
Thread Cutting Oil	4.12
Threader Stands	4.24
Threading	4.1
Threading Accessories	4.11
Three-Way Pipe Threaders	4.4
Toilet Augers	13.6
Tool Boxes	7.7
Tool Set	13.15
Torque Wrenches	3.6
Tube Benders	8.3
Tube Expanders	8.4
Tube Repair & Joining	9.2
Tubing Cutter Replacement Wheels	3.18
Tubing Cutter Wheel	3.18
Tubing Cutters	3.14
Twist Drills	7.12

## U

Utility Locating	12.18
Utility Pump Hose Kits	13.53
Utility Pumps	13.51
Utility Transfer Pump	13.54

## V

V Head Pipe Stands	2.4
Variable Pitch Hole Saws	6.5
Vises	7.2

## W

Wash Wand Hose 1/2" x 35"	13.38
Water Jetting Machines	13.38
Wet / Dry Vacs	14.10
Wet Application Filter	14.16
Wide-Roll Pipe Cutter	3.3
Winterizing Kit	13.38
Wrench replacement parts	1.9
Wrenches	1.2

## X

XD PRO Effluent Pumps	13.46
XD PRO Sewage Pumps	13.47
XD PRO Submersible Sump Pumps	13.44
XF45 and XF50 Quick Acting Vises	7.3

## Model No./Page

00-R	4.3	25	1.4	150A	4.19	315M	8.2
00-RB	4.4	25	2.3	150A	4.21	318M	8.2
1	1.6	25	7.12	150A	4.23	341	4.16
1	7.11	27	2.3	150A	4.24	341	4.19
1	7.12	30	3.17	150A	4.27	341	4.21
2	1.6	31-A BSPT	4.4	150-L	3.15	342	1.8
2	3.8	31-A NPSM	4.4	150-LS	3.15	345	8.6
2	7.11	31-A NPT	4.4	151	3.16	345-DL	8.6
2	7.12	32	4.16	151 CSST	3.17	346	4.1
2-A	3.2	32	5.8	151-ML	3.16	346	4.10
2P*	1.6	32	7.5	151-P	3.16	358	8.3
2-S	3.8	35S	3.17	152	3.16	360	4.16
3	3.8	36	1.2	152-P	3.16	368	8.3
3	7.11	36	7.12	153	3.16	375	8.6
3	7.12	39	2.3	153-P	3.16	378	8.3
3-S	3.2	40-A	2.2	154	3.16	395	7.4
4	7.11	42-A	3.3	154-P	3.16	400 UM	7.4
4	7.12	44-S	3.3	156	3.16	402	4.12
#4	4.12	46	2.5	156-P	3.16	403	8.2
4-S	3.2	46	4.1	161	4.10	404	8.2
4U	4.19	46	4.10	170	7.10	406	8.2
4U	4.25	48	1.2	170FG	7.10	406M	8.2
5	1.6	60	1.2	171	7.10	408	8.2
5	7.11	65R-C	4.8	171FG	7.10	410M	8.2
5	7.12	65R-TC	4.8	172	7.10	412M	8.2
5	7.3	65S	3.17	173	7.10	418	4.12
5P*	1.6	72	3.22	176	7.10	418	4.13
6	1.2	73	3.22	200A	4.19	419	4.27
6	7.11	74	3.22	200A	4.21	424-CI	3.3
6	7.12	80	3.8	200A	4.23	424-S*	3.3
6-S	3.2	81	3.8	200A	4.24	425	2.2
6U	4.19	82	3.8	200A	4.27	425	4.13
6U	4.25	83	3.8	202	3.3	425	4.14
7	7.11	84	3.8	205	3.16	425	5.4
7	7.12	85	3.8	205S*	3.16	445R	8.5
7	8.4	86	3.8	206	3.4	454-W	8.6
8	1.2	87	3.8	212	7.6	455	8.6
8	7.11	87	9	216	7.5	456	8.3
8	7.12	89	3.8	220	7.5	456R	8.5
8	8.4	92	2.5	223S	3.22	458R	8.5
9	7.3	100A	4.19	226	3.4	460	4.13
10	1.2	100A	4.21	227S	3.22	461	2.3
10	1.4	100A	4.23	228	3.6	462	2.3
10	3.17	100A	4.24	238-P	3.5	463	2.3
10	7.11	100A	4.27	246	3.5	464	2.3
11-R	4.3	101*	3.14	250	4.23	466-CI	3.3
12	1.2	103	3.14	250	4.24	466-D	3.3
12	7.3	104	3.14	250	7.5	466-HWS*	3.3
12	7.5	106	3.17	254	3.8	466-S*	3.3
12-R	4.3	108	3.17	258	3.9	468-CI	3.3
12-R*	4.3	109	3.17	258PS	3.10	468-HWS*	3.3
14	1.2	109-P	3.17	258PS	3.9	468-S*	3.3
14	1.3	111-R	4.3	258-XL	3.10	472-CI	3.3
14	1.4	116	7.5	276	3.6	472-HWS*	3.3
15	3.17	117*	3.14	300A Complete	4.17	472-S*	3.3
15-SI	3.17	118	3.15	300 Compact	4.23	500A	4.25
16	7.5	118*	3.14	300 Only	4.16	500RSS	13.45
17	1.4	120	7.5	300 Only	5.4	500 UM	7.4
18	1.2	122	3.12	301A	3.12	531	4.19
18	1.3	122SS	3.12	301A	3.13	531	4.22
18	1.4	122SS	3.13	303	7.5	531	4.23
20	3.17	122SS	3.18	310M	8.2	531	4.25
21	2.3	122XL	3.13	311	4.16	532	4.19
23	2.3	127	3.22	312	4.16	532	4.23
24	1.2	127S	3.22	312	8.2	532	4.25
24	1.4	141	4.10	312M	8.2	535	4.21
24	7.5	150	3.15	314M	8.2	535A	4.1

# MODEL NO. INDEX

## Model No./Page

535A.....	4.10	800 LMI.....	7.4	979.....	6.6	66038-RDG1.....	13.55	A-20.....	13.33	A-7571.....	13.21	C-10.....	13.33
535A.....	4.19	810.....	1.2	1017.....	1.7	832068.....	14.14	A-20.....	13.35	A-7571.....	13.23	C-10.....	13.35
541.....	4.27	811A.....	4.16	1019.....	1.7	832069.....	14.14	A-25.....	13.29	A-7571.....	13.25	C-10 IC.....	13.29
542.....	4.27	811A.....	4.19	1021.....	7.12	832077.....	14.14	A-30.....	13.27	AM2560.....	14.18	C-10 IC.....	13.31
555.....	4.25	811A.....	4.23	1121.....	7.12	832078.....	14.14	A-30.....	13.29	AR99.....	2.5	C-10 IC.....	13.33
560.....	2.2	811A.....	4.25	1203.....	4.22	832079.....	14.14	A-30TW.....	13.27	Auto-Clean.....	13.9	C-10 IC.....	13.35
562.....	8.5	812.....	1.2	1205.....	7.6	832080.....	14.14	A-35.....	13.29	B-171-X.....	4.15	C-11.....	13.31
563.....	8.5	814.....	1.2	1206.....	3.13	206/226/276.....	3.4	A-36.....	13.29	B-1677.....	9	C-11.....	13.33
564.....	8.5	815A.....	4.16	1206.....	4.16	206/226/276.....	3.6	A-39AF.....	13.11	B-1678.....	9	C-11.....	13.35
565.....	8.5	815A.....	4.19	1206.....	5.4	A3800 PF.....	13.17	A-39AF.....	13.13	B-1679.....	9	C-11IC.....	13.29
570.....	8.5	815A.....	4.23	1215.....	4.22	A-1.....	13.27	A-40.....	13.27	B-1709.....	9	C-11IC.....	13.35
575.....	3.21	815A.....	4.25	1218-BM.....	7.6	A-1.....	13.29	A-40AF.....	13.11	B-1711.....	9	C-12.....	1.5
600-I.....	4.13	816.....	4.19	1219.....	4.22	A-1.....	13.31	A-40B.....	13.11	B-1712.....	9	C-12.....	13.31
602.....	4.13	816.....	4.21	1219.....	4.31	A-1.....	13.33	A-40G.....	13.11	B-3542.....	13.37	C-12.....	13.33
603.....	8.3	816.....	4.22	1221.....	7.12	A-1.....	13.35	A-61.....	13.29	B-6840.....	13.21	C-12.....	13.35
604.....	8.3	816.....	4.23	1224.....	4.26	A-1.....	13.37	A-61.....	13.31	B-6840.....	13.23	C-13IC.....	13.11
606.....	7.7	816.....	4.25	1224-BM.....	7.6	A-1HD.....	13.31	A-61.....	13.33	B-6840.....	13.25	C-13IC.....	13.13
606.....	8.3	817.....	4.19	H-1235.....	13.38	A-1HD.....	13.33	A-62.....	13.29	B-6841.....	13.21	C-13IC.....	13.17
606M.....	8.3	817.....	4.21	1248.....	6.4	A-2.....	13.27	A-62.....	13.31	B-6841.....	13.23	C-13ICSB.....	13.11
608.....	8.3	817.....	4.22	1249.....	6.4	A-2.....	13.29	A-62.....	13.33	B-6841.....	13.25	C-14.....	1.5
610M.....	8.3	817.....	4.23	1250.....	6.4	A-2.....	13.31	A-75.....	13.21	BC2A.....	2.2	C-14.....	13.31
612M.....	8.3	817.....	4.25	1321.....	7.12	A-2.....	13.33	A-75.....	13.25	BC4A.....	2.2	C-14.....	13.33
614.....	3.11	818.....	1.2	1380.....	8	A-2.....	13.35	A-75DR.....	13.23	BC210.....	2.2	C-14.....	13.35
616.....	7.8	819.....	4.16	1406.....	4.24	A-2.....	13.37	A-75PF.....	13.21	BC210P.....	2.2	C-15.....	13.31
625.....	7.8	819.....	4.19	1421.....	7.12	A-2HD.....	13.31	A-75PF.....	13.23	BC410.....	2.2	C-15.....	13.33
640.....	2.3	819.....	4.21	1450.....	9.2	A-2HD.....	13.33	A-75PF.....	13.25	BC410P.....	2.2	C-15.....	13.35
690-I.....	4.13	819.....	4.23	1452.....	4.16	A-3.....	13.21	A-14-6.....	13.27	BC510.....	2.2	C-18.....	1.5
690-I.....	4.14	819.....	4.27	1521.....	7.12	A-3.....	13.23	A-368X.....	13.31	BC610.....	2.2	C-21.....	13.11
692.....	4.13	819.....	4.31	1602.....	7.7	A-3.....	13.25	A-368X.....	13.33	BC810.....	2.2	C-21.....	13.13
692.....	4.14	820.....	4.19	1619.....	7.7	A-3.....	13.29	A-369X.....	13.31	BTH-9.....	2.4	C-21.....	13.27
700.....	4.15	820.....	4.21	1619F.....	7.7	A-3.....	13.31	A-369X.....	13.33	C1.....	10.10	C-22.....	13.11
707.....	7.9	824.....	1.2	1620.....	7.7	A-3.....	13.33	A-369X.....	13.35	C-1.....	13.11	C-22.....	13.13
709.....	7.9	836.....	1.2	1621.....	7.12	A-3.....	13.35	A-380.....	13.17	C-1.....	13.13	C-22.....	13.27
711.....	4.27	839.....	4.19	1721.....	7.12	A-3.....	13.37	A-381.....	13.17	C-1.....	13.27	C-23IC.....	13.11
713.....	4.27	839.....	4.31	1821.....	7.12	A-4.....	13.31	A-381-A.....	13.17	C-1IC.....	13.11	C-23IC.....	13.13
713.....	7.9	840A.....	4.1	1974.....	7.8	A-4.....	13.33	A-14-10.....	13.27	C-1IC.....	13.13	C-23IC.....	13.17
714.....	4.27	840A.....	4.10	2002.....	1.8	A-4.....	13.35	A-2474.....	13.37	C-1IC.....	13.17	C-24.....	1.5
716.....	7.9	840A.....	4.27	2006.....	1.7	A-5.....	13.29	A-2475.....	13.37	C-1IC.....	13.27	C-24.....	13.19
724.....	7.4	842.....	4.19	2191.....	3.12	A-8.....	13.29	A-2476.....	13.37	C-2.....	13.11	C-24.....	13.21
725.....	4.27	842.....	4.25	2191.....	3.13	A-8.....	13.31	A-2704.....	13.37	C-2.....	13.13	C-24.....	13.23
734.....	7.9	844.....	4.1	3215.....	1.6	A-8.....	13.33	A-3179.....	13.27	C-2.....	13.27	C-24.....	13.24
744.....	4.27	844.....	4.10	3229.....	1.6	A-8.....	13.35	A-34-10.....	13.31	C-2IC.....	13.11	C-24HC.....	13.19
756.....	1.6	844.....	4.21	3231.....	1.6	A-9.....	13.31	A-34-10.....	13.33	C-2IC.....	13.13	C-24HC.....	13.21
758.....	1.6	848.....	1.2	3233.....	1.6	A-9.....	13.33	A-34-10.....	13.35	C-2IC.....	13.17	C-24HC.....	13.23
758.....	4.1	856.....	4.19	3235.....	1.6	A-9.....	13.35	A-34-12.....	13.31	C-2IC.....	13.27	C-24HC.....	13.25
758.....	4.10	856.....	4.25	3237.....	1.6	A-10.....	13.27	A-34-12.....	13.33	C-4.....	13.11	C-24 HD.....	13.19
760.....	1.6	880.....	3.8	4100.....	3.21	A-10.....	13.29	A-34-12.....	13.35	C-4.....	13.13	C-25.....	13.19
762.....	1.6	881.....	3.8	460-6.....	2.2	A-12.....	13.17	A-34-16.....	13.31	C-4.....	13.27	C-25.....	13.21
764.....	4.27	882.....	3.8	460-6.....	4.13	A-12.....	13.29	A-34-16.....	13.33	C-5.....	13.11	C-25.....	13.23
765.....	1.6	883.....	3.8	460-6.....	4.14	A-12.....	13.31	A-34-16.....	13.35	C-5.....	13.13	C-25.....	13.24
766.....	4.27	902.....	3.6	460-6.....	5.4	A-12.....	13.33	A-60-12.....	13.29	C-5.....	13.27	C-25 HD.....	13.19
768.....	1.6	904.....	3.6	8R111S.....	11.6	A-12.....	13.35	A-60-16.....	13.29	C-6.....	13.11	C-26.....	13.19
768.....	4.1	911.....	4.27	918-1.....	5.6	A-12.....	13.37	A-6582.....	13.21	C-6.....	13.13	C-26.....	13.21
768.....	4.10	911.....	5.6	918-2.....	5.6	A-13.....	13.15	A-6582.....	13.23	C-6.....	13.27	C-26.....	13.23
768.....	4.21	912.....	5.6	918-4.....	5.6	A-13.....	13.17	A-6582.....	13.25	C-6IC.....	13.11	C-26.....	13.24
770.....	4.15	913.....	4.27	918-5.....	5.6	A-13.....	13.27	A-6583.....	13.21	C-6IC.....	13.13	C-26 HD.....	13.19
771.....	4.15	914.....	4.27	1205-2.....	7.6	A-13.....	13.29	A-6583.....	13.23	C-6IC.....	13.27	C-27.....	13.19
772.....	4.15	914.....	5.6	460-12.....	2.2	A-17.....	13.31	A-6583.....	13.25	C-7.....	13.27	C-27.....	13.21
773.....	4.15	915.....	5.3	460-12.....	5.4	A-17.....	13.33	A-7534.....	13.21	C-7.....	13.29	C-27.....	13.23
774.....	1.6	915.....	5.6	67332.....	13.39	A-17.....	13.35	A-7534.....	13.25	C-8.....	13.27	C-27.....	13.24
774.....	4.15	916.....	5.5	310/316M*.....	8.2	A-17-A.....	13.27	A-7534D.....	13.23	C-8.....	13.29	C-27HC.....	13.19
775.....	4.15	918-I.....	5.7	345/150.....	8.6	A-17-B.....	13.27	A-7558.....	13.21	C-8PC.....	13.27	C-27HC.....	13.21
786.....	7.9	918 only.....	5.6	345/150DL.....	8.6	A-17-C.....	13.27	A-7558.....	13.25	C-9.....	13.15	C-27HC.....	13.23
787.....	7.9	920.....	5.8	405/408M*.....	8.2	A-17-D.....	13.27	A-7558D.....	13.23	C-9.....	13.27	C-27HC.....	13.25
788.....	7.9	921.....	7.12	57028-RDG1.....	13.55	A-17-E.....	13.27	A-7570.....	13.21	C-9.....	13.29	C-27 HD.....	13.19
796.....	7.9	965.....	2.5	605/608M*.....	8.3	A-18.....	13.27	A-7570.....	13.23	C-10.....	13.29	C-28.....	13.21
797.....	7.9	975.....	5.4	66005-RDG1.....	13.55	A-20.....	13.31	A-7570.....	13.25	C-10.....	13.31	C-28.....	13.23

# MODEL NO. INDEX

## Model No./Page

C-28.....	13.24	E-8.....	1.3	E-3495.....	3.18	H-32.....	13.39	H-3830.....	13.43	K-750 w/C-27.....	13.20	M86.....	6.5
C-29.....	13.21	E-10.....	1.3	E-4266.....	3.7	H-32.....	13.41	H-3850.....	13.43	K-750 w/C-75.....	13.20	M89.....	6.5
C-29.....	13.23	E-12.....	1.3	E-4546.....	3.18	H-32.....	13.43	HB382.....	8.7	K-1500G w/C-14.....	13.34	M92.....	6.5
C-29.....	13.24	E-14.....	1.3	E-4695.....	9	H-38.....	13.43	HB383.....	8.7	K-3800.....	13.16	M95.....	6.5
C-31.....	13.17	E-18.....	1.3	E-5112.....	3.8	H-38 WH.....	13.43	HC300.....	6.2	K-3800 w/C-46.....	13.16	M98.....	6.5
C-31IW.....	13.15	E-24.....	1.3	E-5113.....	3.8	H-41.....	13.39	HC300-J.....	6.2	K-6200 w/C-24.....	13.18	M102.....	6.5
C-31IW.....	13.17	E-36.....	1.3	E-5114.....	3.8	H-42.....	13.39	HC450.....	6.3	K-6200 w/C-24-IW.....		M105.....	6.5
C-32.....	13.17	E-37.....	8.7	E-5115.....	3.8	H-44.....	13.39	HF-4.....	13.41		13.18	M108.....	6.5
C-32IW.....	13.15	E-45.....	8.7	E-5116.....	3.8	H-45.....	13.39	HF-4.....	13.43	K-7500 w/C-24.....	13.22	M110.....	6.5
C-32IW.....	13.17	E-46.....	8.7	E-5117.....	3.8	H-51.....	13.39	HKO-186.....	11.6	K-7500 w/C-75.....	13.22	M114.....	6.5
C-33.....	13.17	E-47.....	8.7	E-5118.....	3.8	H-52.....	13.39	HKO-1810.....	11.6	K-7500 C-100.....	13.22	M121.....	6.5
C-33IW.....	13.15	E-52.....	8.7	E-5119.....	3.8	H-61.....	13.40	HL-1.....	13.38	K-7500 w/C-100.....	13.22	M127.....	6.5
C-33IW.....	13.17	E-61.....	8.7	E-5120.....	3.8	H-62.....	13.40	HL-1.....	13.41	KJ-1350.....	13.38	M140.....	6.5
C-36.....	1.5	E-63.....	8.7	E-5272.....	3.18	H-64.....	13.40	HL-1.....	13.43	KJ-1350-C.....	13.38	M152.....	6.5
C-44.....	13.17	E-64.....	8.7	E-5299.....	3.18	H-65.....	13.40	HL-2.....	13.38	KJ-1750.....	13.39	MaxCore Cable.....	13.8
C-44IW.....	13.15	E-109.....	3.7	E-5732.....	8.4	H-71.....	13.40	HL-2.....	13.41	KJ-1750-C.....	13.39	micro CD-100.....	12.27
C-44IW.....	13.17	E-110.....	1.4	E-5734.....	8.4	H-72.....	13.40	HL-2.....	13.43	KJ-2200.....	13.40	micro IR-100.....	12.24
C-45.....	13.17	E-258.....	3.10	E-10279.....	3.18	H-75.....	13.40	HP-22.....	13.41	KJ-2200-C.....	13.40	micro LM-100.....	12.25
C-45HC.....	13.17	E-258.....	3.9	F-3.....	3.7	H-101.....	13.42	HP-EL.....	13.38	KJ-3100.....	13.42	MJ-1.....	4.21
C-45IW.....	13.15	E-635.....	3.18	F-3S.....	3.7	H-102.....	13.42	HW-22.....	13.41	KJ-1350-2.....	13.38	PC-1250.....	3.19
C-45IW.....	13.17	E-702.....	3.18	F-10.....	7.4	H-104.....	13.42	HW-30.....	13.43	KJ-1350-2C.....	13.38	PC-1375 ML.....	3.19
C-46.....	13.17	E-729.....	4.31	F-45.....	7.2	H-105.....	13.42	HW-EL.....	13.38	KT-190.....	9.5	PCB-1250.....	3.19
C-75.....	13.21	E-730.....	4.31	F-50.....	7.2	H-111.....	13.42	HW-EL.....	13.39	KT-200.....	9.5	PCB-1375.....	3.19
C-75.....	13.23	E-730-B.....	4.31	F-60.....	7.2	H-112.....	13.42	K-3.....	13.6	Kwik-Spin.....	13.9	Power Spin.....	13.8
C-75.....	13.24	E-731.....	4.31	F-119.....	3.7	H-115.....	13.42	K-5.....	13.7	M14.....	6.5	PTEC 3000.....	3.20
C-75HC.....	13.21	E-731-B.....	4.31	F-158.....	3.18	H-1211.....	13.38	K-6.....	13.6	M16.....	6.5	PTEC 5000.....	3.20
C-75HC.....	13.23	E-732.....	4.31	F-229.....	3.7	H-1211.....	13.39	K-6 DH.....	13.6	M16.....	6.8	RO.....	6.4
C-75HC.....	13.25	E-732-B.....	4.31	F-229S.....	3.7	H-1211.....	13.41	K-10.....	13.37	M16.....	6.9	R1.....	6.4
C-100.....	13.21	E-733.....	4.31	F-366.....	3.7	H-1215.....	13.38	K-25-BP.....	13.8	M17.....	6.5	R2.....	6.4
C-100.....	13.23	E-733-B.....	4.31	F-367.....	3.7	H-1215.....	13.39	K-25-DH.....	13.8	M19.....	6.5	R2S.....	6.2
C-100.....	13.24	E-734.....	4.31	F-367-S.....	3.7	H-1215.....	13.41	K-26.....	13.8	M21.....	6.5	R2S.....	6.4
C-100HC.....	13.21	E-734-B.....	4.31	F-383.....	3.7	H-1220.....	13.38	K-40.....	13.10	M22.....	6.5	R3.....	6.4
C-100HC.....	13.23	E-735.....	4.31	F-514.....	3.7	H-1220.....	13.39	K-40AF.....	13.10	M22.....	6.8	R4.....	6.3
C-100HC.....	13.25	E-735-B.....	4.31	F-515.....	3.7	H-1220.....	13.41	K-40B AF.....	13.10	M22.....	6.9	R4.....	6.4
C-6429.....	13.13	E-736-B.....	4.31	F-546.....	3.7	H-1235.....	13.38	K-45.....	13.12	M24.....	6.5	R735BB.....	11.6
CD-100 RS.....	12.27	E-863.....	4.16	F-50 & F-60.....	7.2	H-1235.....	13.39	K-45AF.....	13.12	M25.....	6.5	R737BB.....	11.6
CJ-99.....	2.4	E-910.....	1.3	FC-150.....	3.21	H-1250.....	13.38	K-50.....	13.26	M27.....	6.5	R739BB.....	11.6
CS6.....	12.18	E-914.....	1.3	FC-200.....	3.21	H-1250.....	13.39	K-60SP.....	13.28	M29.....	6.5	R-0.....	13.37
D-380-X.....	4.31	E-918.....	1.3	FV-1.....	13.41	H-1250.....	13.41	K-60SP-SE.....	13.28	M29.....	6.9	R-1.....	13.37
D-969.....	6.4	E-924.....	1.3	FV-1.....	13.43	H-1275.....	13.41	K-75R.....	13.24	M30.....	6.5	R-2.....	13.37
D-980.....	6.6	E-1032.....	3.7	H-5.....	13.38	H-1400.....	13.38	K-45-1.....	13.12	M32.....	6.5	R-7.....	13.37
D-981.....	6.6	E-1032S.....	3.7	H-5.....	13.39	H-1400.....	13.39	K-45AF-1.....	13.12	M33.....	6.5	R-8.....	13.37
D-984.....	6.6	E-1240.....	3.18	H-5.....	13.41	H-1400.....	13.41	K-45-5.....	13.12	M35.....	6.5	RAPC250.....	13.52
D-985.....	6.6	E-1525.....	3.18	H-5.....	13.43	H-1400.....	13.43	K-45AF-5.....	13.12	M35.....	6.9	RBS1240.....	13.51
D-986.....	6.6	E-1740.....	3.18	H-10.....	13.38	H-1415.....	13.38	K-45-7.....	13.12	M37.....	6.5	RBS1275.....	13.51
D-987.....	6.6	E-1962.....	3.7	H-10.....	13.39	H-1415.....	13.39	K-45AF-7.....	13.12	M38.....	6.5	RBSU25.....	13.50
D-988.....	6.6	E-2155.....	3.18	H-10 WH.....	13.38	H-1415.....	13.41	K-50-4.....	13.26	M40.....	6.5	RC-1625.....	3.19
D-989.....	6.6	E-2156.....	3.18	H-10 WH.....	13.39	H-1415.....	13.43	K-50-6.....	13.26	M41.....	6.5	RC-2375.....	3.19
D-990.....	6.6	E-2157.....	3.18	H-18.....	11.6	H-1435.....	13.38	K-50-8.....	13.26	M43.....	6.5	RCB-1625.....	3.19
D-992.....	6.6	E-2191.....	3.18	H-21.....	13.38	H-1435.....	13.39	K-50-9.....	13.26	M44.....	6.5	RCB-2375.....	3.19
D-993.....	6.6	E-2267.....	3.7	H-21.....	13.39	H-1435.....	13.41	K-750.....	13.20	M44.....	6.9	RE33.....	13.46
D-994.....	6.6	E-2558.....	3.18	H-21.....	13.41	H-1435.....	13.43	K-1000.....	13.36	M46.....	6.5	RE50.....	13.46
D-1375.....	8.4	E-2632.....	3.7	H-21.....	13.43	H-1450.....	13.38	K-1500A.....	13.30	M48.....	6.5	RFS.....	13.56
D-1376.....	8.4	E-2724.....	13.7	H-22.....	13.38	H-1450.....	13.39	K-1500A.....	13.32	M51.....	6.5	RJ624.....	2.5
D-1377.....	8.4	E-2725.....	13.7	H-24.....	13.38	H-1450.....	13.41	K-1500A Only.....	13.32	M52.....	6.5	RJ624.....	5.8
D-1378.....	8.4	E-2726.....	13.7	H-25.....	13.38	H-1450.....	13.43	K-1500A SE.....	13.32	M54.....	6.5	RJ-98.....	2.4
D-1379.....	8.4	E-2727.....	13.7	H-25.....	13.39	H-1475.....	13.38	K-1500B.....	13.30	M57.....	6.5	RJ-99.....	2.4
D-1380.....	8.4	E-2729.....	13.7	H-25.....	13.41	H-1475.....	13.39	K-1500G.....	13.34	M59.....	6.5	RLT33.....	13.45
D-1381.....	8.4	E-2731.....	13.7	H-25.....	13.43	H-1475.....	13.41	K-1500SP.....	13.32	M60.....	6.5	RP 200-B.....	10.4
D-1382.....	8.4	E-2737.....	13.7	H-30.....	13.38	H-1475.....	13.43	K-1500SPA.....	13.32	M64.....	6.5	RP 210-B.....	10.5
D-1440.....	4.10	E-2739.....	13.7	H-30.....	13.39	H-1825.....	13.38	K-1500SPB.....	13.32	M65.....	6.5	RR3000.....	13.42
DDP-986.....	6.6	E-2741.....	13.7	H-30.....	13.41	H-1825.....	13.39	K-3800.....	13.16	M67.....	6.5	RS33.....	13.44
DP-985.....	6.6	E-2743.....	13.7	H-30A.....	13.38	H-1850.....	13.38	K-6200.....	13.18	M70.....	6.5	RS50.....	13.44
E258-T.....	3.10	E-2880.....	3.18	H-30 WH.....	13.39	H-1850.....	13.39	K-6200.....	13.19	M73.....	6.5	RS50AT.....	13.44
E258-T.....	3.9	E-2990.....	3.18	H-30 WH.....	13.41	H-3810.....	13.43	K-7500.....	13.22	M76.....	6.5	RS75.....	13.44
E635.....	3.17	E-3186.....	3.7	H-31.....	13.38	H-3815.....	13.43	K-400.....	13.14	M79.....	6.5	RSA2AT.....	13.54
E-6.....	1.3	E-3469.....	3.18	H-32.....	13.38	H-3820.....	13.43	K-750 w/C-24.....	13.20	M83.....	6.5	RSM33.....	13.51



# MODEL NO. & CATALOG NO. INDEX

## Model No./Page

RT1000..... 6.8	T-10..... 13.33	T-33..... 13.33	T-201..... 13.13	T-217..... 13.11	T-408..... 13.21	V2..... 10.9
RT3422..... 6.9	T-10..... 13.35	T-33..... 13.35	T-201..... 13.15	T-217..... 13.13	T-408..... 13.23	V1/C1..... 10.10
RT-100..... 9.3	T-11..... 13.31	T-38..... 13.31	T-201..... 13.17	T-217..... 13.15	T-408..... 13.25	VF3501..... 14.17
RT-175..... 9.3	T-11..... 13.33	T-38..... 13.33	T-201..... 13.27	T-217..... 13.17	T-409..... 13.19	VF3502..... 14.17
RU16H..... 13.51	T-11..... 13.35	T-38..... 13.35	T-201A..... 13.27	T-218..... 13.27	T-409..... 13.21	VF3503..... 14.17
RU50K..... 13.54	T-12..... 13.31	T-39..... 13.31	T-202..... 13.11	T-219..... 13.27	T-409..... 13.23	VF4000..... 14.15
RUA25..... 13.52	T-12..... 13.33	T-39..... 13.33	T-202..... 13.13	T-220..... 13.27	T-409..... 13.25	VF5000..... 14.15
RV2400A..... 14.13	T-12..... 13.35	T-39..... 13.35	T-202..... 13.15	T-221..... 13.27	T-411..... 13.19	VF6000..... 14.16
RV2400HF..... 14.13	T-13..... 13.31	T-40..... 13.31	T-202..... 13.17	T-225..... 13.11	T-411..... 13.21	VF7000..... 14.16
RV2600B..... 14.13	T-13..... 13.33	T-40..... 13.33	T-202..... 13.27	T-225..... 13.13	T-411..... 13.23	VF-99..... 2.4
RW50AT..... 13.48	T-13..... 13.35	T-40..... 13.35	T-203..... 13.11	T-225..... 13.17	T-411..... 13.25	VF-99..... 5.4
RW50T..... 13.47	T-14..... 13.31	T-41..... 13.31	T-203..... 13.13	T-225..... 13.27	T-412..... 13.19	VJ-98..... 2.4
RW50V..... 13.47	T-14..... 13.35	T-41..... 13.33	T-203..... 13.15	T-230..... 13.13	T-412..... 13.21	VP2000..... 14.18
RW502424..... 13.5	T-15A..... 13.31	T-41..... 13.35	T-203..... 13.17	T-230..... 13.17	T-412..... 13.23	VT1701..... 14.14
RW50AT2424..... 13.49	T-15A..... 13.33	T-42..... 13.31	T-203..... 13.27	T-230..... 13.27	T-412..... 13.25	VT1702..... 14.14
RWA2AT..... 13.54	T-15A..... 13.35	T-42..... 13.33	T-204..... 13.11	T-231..... 13.13	T-413..... 13.19	VT1708..... 14.14
S..... 8.4	T-15B..... 13.31	T-42..... 13.35	T-204..... 13.13	T-231..... 13.17	T-413..... 13.21	VT1709..... 14.14
S14..... 8	T-15B..... 13.33	T-43..... 13.31	T-204..... 13.17	T-231..... 13.27	T-413..... 13.23	VT1710..... 14.14
S18..... 8	T-15B..... 13.35	T-43..... 13.33	T-204..... 13.27	T-232..... 13.13	T-413..... 13.25	VT1711..... 14.14
S24..... 8	T-16..... 13.31	T-43..... 13.35	T-205..... 13.11	T-232..... 13.17	T-414..... 13.19	VT 1712..... 14.14
S30..... 8	T-16..... 13.33	T-44..... 13.31	T-205..... 13.13	T-232..... 13.27	T-414..... 13.21	VT 1714..... 14.14
S36..... 8	T-16..... 13.35	T-44..... 13.33	T-205..... 13.15	T-240..... 13.15	T-414..... 13.23	VT 1720..... 14.14
S42..... 8	T-16..... 13.37	T-44..... 13.35	T-205..... 13.17	T-240..... 13.17	T-414..... 13.25	VT 1755..... 14.14
S-1..... 13.11	T-17..... 13.31	T-45..... 13.31	T-205..... 13.27	T-240..... 13.27	T-416..... 13.19	VT1781..... 14.14
S-1..... 13.13	T-17..... 13.33	T-45..... 13.33	T-206..... 13.11	T-250..... 13.11	T-416..... 13.21	VT 2501..... 14.14
S-2..... 1.5	T-17..... 13.35	T-45..... 13.35	T-206..... 13.13	T-250..... 13.13	T-416..... 13.23	VT 2502..... 14.14
S-2..... 13.11	T-17..... 13.37	T-46..... 13.31	T-206..... 13.15	T-250..... 13.27	T-416..... 13.25	VT 2503..... 14.14
S-2..... 13.13	T-18..... 13.31	T-46..... 13.33	T-206..... 13.17	T-260..... 13.15	T-432..... 13.19	VT 2508..... 14.14
S-2..... 13.17	T-18..... 13.33	T-46..... 13.35	T-206..... 13.27	T-260..... 13.17	T-432..... 13.23	VT 2509..... 14.14
S-3..... 13.11	T-18..... 13.35	T-47..... 13.31	T-207..... 13.17	T-270..... 13.17	T-433..... 13.19	VT 2510..... 14.14
S-3..... 13.13	T-18..... 13.37	T-47..... 13.33	T-207..... 13.27	T-300..... 13.37	T-433..... 13.21	VT 2514..... 14.14
S-3..... 13.17	T-21..... 13.31	T-50..... 13.31	T-208..... 13.15	T-301..... 13.37	T-433..... 13.23	VT 2520..... 14.14
S-4A..... 1.5	T-21..... 13.33	T-50..... 13.33	T-208..... 13.17	T-302..... 13.37	T-433..... 13.25	VT 2525..... 14.14
S-6A..... 1.5	T-21..... 13.35	T-50..... 13.35	T-208..... 13.27	T-303..... 13.37	T-434..... 13.19	VT 2530..... 14.14
S-8A..... 1.5	T-22..... 13.31	T-101..... 13.17	T-209..... 13.17	T-304..... 13.37	T-434..... 13.21	VT 2534..... 14.14
SF-2500..... 9.4	T-22..... 13.33	T-101..... 13.29	T-209..... 13.27	T-306..... 13.37	T-434..... 13.23	VT 2540..... 14.14
T-1..... 13.31	T-22..... 13.35	T-102..... 13.17	T-210..... 13.11	T-307..... 13.37	T-434..... 13.25	VT 2561..... 14.14
T-1..... 13.33	T-23..... 13.31	T-102..... 13.29	T-210..... 13.13	T-309..... 13.37	T-436..... 13.19	VT 2570..... 14.14
T-1..... 13.35	T-23..... 13.33	T-103..... 13.29	T-210..... 13.15	T-310..... 13.37	T-436..... 13.21	VT 2571..... 14.14
T-2..... 13.31	T-23..... 13.35	T-104..... 13.17	T-210..... 13.17	T-311..... 13.37	T-436..... 13.23	VT 2575..... 14.14
T-2..... 13.33	T-23..... 13.37	T-104..... 13.29	T-210..... 13.27	T-312..... 13.37	T-436..... 13.25	WD0671..... 14.6
T-2..... 13.35	T-24..... 13.31	T-105..... 13.17	T-211..... 13.11	T-313..... 13.37	T-458..... 13.19	WD0970..... 14.7
T-2..... 13.37	T-24..... 13.33	T-105..... 13.29	T-211..... 13.13	T-314..... 13.37	T-458..... 13.21	WD1270..... 14.8
T-3..... 13.31	T-24..... 13.35	T-106..... 13.17	T-211..... 13.15	T-316..... 13.37	T-458..... 13.23	WD1450..... 14.9
T-3..... 13.33	T-24..... 13.37	T-106..... 13.29	T-211..... 13.17	T-317..... 13.37	T-458..... 13.25	WD1680..... 14.11
T-3..... 13.35	T-25..... 13.31	T-107..... 13.17	T-211..... 13.27	T-318..... 13.37	T-468..... 13.21	WD1851..... 14.12
T-4..... 13.31	T-25..... 13.33	T-107..... 13.29	T-212..... 13.11	T-319..... 13.37	T-468..... 13.23	WD1956..... 14.10
T-4..... 13.33	T-25..... 13.35	T-109..... 13.29	T-212..... 13.13	T-320..... 13.37	T-468..... 13.25	WD3050..... 14.3
T-4..... 13.35	T-25..... 13.37	T-110..... 13.29	T-212..... 13.15	T-321..... 13.37	T-50-1..... 13.31	WD4070..... 14.4
T-4..... 13.37	T-26..... 13.31	T-111..... 13.29	T-212..... 13.17	T-326..... 13.37	T-50-1..... 13.33	WD4522..... 14.5
T-5..... 13.31	T-26..... 13.33	T-112..... 13.17	T-212..... 13.27	T-403..... 13.19	T-50-1..... 13.35	XF-45..... 7.3
T-5..... 13.33	T-26..... 13.35	T-112..... 13.29	T-213..... 13.11	T-403..... 13.21	T-50-2..... 13.31	XF-50..... 7.3
T-5..... 13.35	T-26..... 13.37	T-113..... 13.17	T-213..... 13.13	T-403..... 13.23	T-50-2..... 13.33	XL-C/S..... 10.9
T-6..... 13.31	T-26A..... 13.31	T-113..... 13.29	T-213..... 13.15	T-403..... 13.25	T-50-2..... 13.35	
T-6..... 13.33	T-26A..... 13.33	T-114..... 13.17	T-213..... 13.17	T-404..... 13.19	T-50-3..... 13.31	<b>Catalog No./Page</b>
T-6..... 13.35	T-26A..... 13.35	T-114..... 13.29	T-213..... 13.27	T-404..... 13.21	T-50-3..... 13.33	10251..... 8.4
T-7..... 13.31	T-26A..... 13.37	T-121..... 13.17	T-214..... 13.11	T-404..... 13.23	T-50-3..... 13.35	10261..... 8.4
T-7..... 13.33	T-27..... 13.31	T-122..... 13.17	T-214..... 13.13	T-404..... 13.25	T-150-1..... 13.29	10271..... 8.4
T-7..... 13.35	T-27..... 13.33	T-125..... 13.17	T-214..... 13.15	T-406..... 13.19	T-150-2..... 13.29	10281..... 8.4
T-7..... 13.37	T-27..... 13.35	T-125..... 13.29	T-214..... 13.17	T-406..... 13.21	TP2HK..... 13.53	10291..... 8.4
T-8..... 13.31	T-31..... 13.31	T-127..... 13.29	T-214..... 13.27	T-406..... 13.23	TP3HK..... 13.53	10301..... 8.4
T-8..... 13.33	T-31..... 13.33	T-141..... 13.17	T-215..... 13.11	T-406..... 13.25	TP-250..... 13.52	10311..... 8.4
T-8..... 13.35	T-31..... 13.35	T-141..... 13.29	T-215..... 13.13	T-407..... 13.19	TP-4000..... 13.53	10321..... 8.4
T-9..... 13.31	T-32..... 13.31	T-142..... 13.17	T-215..... 13.15	T-407..... 13.21	TP-5500..... 13.53	10341..... 8.4
T-9..... 13.33	T-32..... 13.33	T-142..... 13.29	T-215..... 13.17	T-407..... 13.23	V1..... 10.1	10343..... 3.12
T-9..... 13.35	T-32..... 13.35	T-150..... 13.29	T-216..... 13.17	T-407..... 13.25	V1..... 10.10	10343..... 3.13
T-10..... 13.31	T-33..... 13.31	T-201..... 13.11	T-216..... 13.27	T-408..... 13.19	V2..... 10.10	10348..... 1.2



## Catalog No./Page

10351.....	8.4	16728.....	12.38	20973.....	12.37	24542.....	11.6	28003.....	10.10	31175.....	1.7	31597.....	8.6
10358.....	1.2	16958.....	10.7	21103.....	10.9	24582.....	11.6	28008.....	10.10	31180.....	1.7	31600.....	1.9
10361.....	8.4	16963.....	10.7	21218.....	4.4	24587.....	11.6	28013.....	10.10	31228.....	10.7	31602.....	8.6
10491.....	4.25	16978.....	10.7	21847.....	11.6	24608.....	14.14	28018.....	10.10	31275.....	1.4	31605.....	1.9
10883.....	4.12	17003.....	10.7	21857.....	11.6	24797.....	8.6	28023.....	10.10	31280.....	1.4	31607.....	8.6
10883.....	4.13	17008.....	10.7	21878.....	10.10	24853.....	13.14	28028.....	10.10	31305.....	1.4	31610.....	1.9
10973.....	3.13	17013.....	10.7	21878.....	10.11	25036.....	13.29	28033.....	10.1	31310.....	1.5	31612.....	8.6
12128.....	13.15	17018.....	10.7	21878.....	10.9	25036.....	13.31	28033.....	10.10	31315.....	1.5	31615.....	1.9
12128.....	13.17	17497.....	11.7	21893.....	12.30	25036.....	13.33	28038.....	10.10	31320.....	1.5	31617.....	8.6
12128.....	13.27	17502.....	11.7	21898.....	12.30	25036.....	13.35	28043.....	10.10	31325.....	1.5	31620.....	1.9
12138.....	4.19	17507.....	11.7	21898.....	12.32	25046.....	13.27	28048.....	10.10	31330.....	1.5	31622.....	3.15
12248.....	12.10	17512.....	11.7	21898.....	12.34	25046.....	13.29	29583.....	10.12	31335.....	1.6	31625.....	1.9
12248.....	12.6	17517.....	11.7	21903.....	12.34	25046.....	13.35	29798.....	12.32	31340.....	1.6	31627.....	3.15
12248.....	12.7	17522.....	11.7	22088.....	4.12	25588.....	3.19	29848.....	14.14	31345.....	1.6	31630.....	1.9
12248.....	12.8	17527.....	11.7	22163.....	12.32	25638.....	5.4	29963.....	3.17	31350.....	1.6	31632.....	3.16
12543.....	12.35	17532.....	11.7	22168.....	2.4	25648.....	14.13	29973.....	3.17	31355.....	1.6	31635.....	1.9
12543.....	12.36	17537.....	11.7	22168.....	5.4	25653.....	14.13	29973.....	3.18	31360.....	1.6	31637.....	3.16
12638.....	3.13	17542.....	11.7	22173.....	12.30	25668.....	6.3	29983.....	3.22	31365.....	1.6	31640.....	1.9
12643.....	3.13	17563.....	12.7	22338.....	12.35	26092.....	4.26	29993.....	3.22	31370.....	1.6	31642.....	3.16
12693.....	1.3	17563.....	12.8	22563.....	4.24	26097.....	4.26	30007.....	13.29	31375.....	1.5	31645.....	1.9
12698.....	1.3	17597.....	11.7	22563.....	4.27	26107.....	4.26	30032.....	8.4	31380.....	1.5	31647.....	3.16
13988.....	12.8	17602.....	11.7	22638.....	4.16	26112.....	4.26	30088.....	3.19	31385.....	1.5	31650.....	1.9
13998.....	12.8	17861.....	9.3	22653.....	10.9	26122.....	4.26	30093.....	3.19	31390.....	1.5	31652.....	3.16
14028.....	12.7	18363.....	8	22658.....	10.9	26127.....	4.26	30118.....	4.3	31395.....	1.4	31653.....	14.4
14028.....	12.8	18368.....	8	22663.....	10.9	26132.....	4.27	30208.....	12.22	31400.....	1.5	31655.....	1.9
14033.....	12.7	18373.....	8	22668.....	10.9	26137.....	4.27	30703.....	5.4	31405.....	1.8	31657.....	3.16
14033.....	12.8	18378.....	8	22673.....	10.9	26142.....	4.27	30708.....	5.4	31410.....	3.6	31660.....	1.9
14053.....	12.7	18383.....	8	22678.....	10.9	26147.....	4.27	31000.....	1.2	31420.....	1.9	31662.....	3.16
14058.....	12.7	18388.....	8	22683.....	10.7	26152.....	4.27	31005.....	1.2	31425.....	1.9	31663.....	14.5
14063.....	12.6	18718.....	14.9	22688.....	10.7	26157.....	4.27	31010.....	1.2	31430.....	1.9	31665.....	1.9
14078.....	12.7	19238.....	12.36	22958.....	10.8	26162.....	4.27	31015.....	1.2	31435.....	1.9	31667.....	3.16
14083.....	12.10	19258.....	12.38	22968.....	10.8	26163.....	10.10	31020.....	1.2	31440.....	1.9	31670.....	1.9
14083.....	12.6	19263.....	12.38	22973.....	10.8	26167.....	4.27	31023.....	10.5	31442.....	4.26	31675.....	1.9
14213.....	8	19268.....	12.38	22978.....	10.8	26168.....	12.33	31025.....	1.2	31445.....	1.9	31680.....	1.9
14218.....	8	19273.....	12.38	23282.....	4.19	26187.....	4.27	31028.....	10.5	31450.....	1.9	31685.....	1.9
14223.....	8	19366.....	4.1	23282.....	4.25	26192.....	4.27	31030.....	1.2	31455.....	1.9	31690.....	1.9
14228.....	8	19366.....	4.10	23297.....	4.19	26212.....	4.27	31035.....	1.2	31460.....	1.9	31693.....	14.12
14233.....	8	19793.....	12.35	23297.....	4.25	26217.....	4.27	31038.....	10.5	31465.....	1.9	31695.....	1.9
14238.....	8	19793.....	12.36	23297.....	4.28	26453.....	14.18	31040.....	1.2	31470.....	1.9	31700.....	1.9
14818.....	12.35	19793.....	12.38	23332.....	8.6	26558.....	13.11	31045.....	1.2	31475.....	1.9	31703.....	14.10
14818.....	12.36	19813.....	10.7	23337.....	8.6	26573.....	14.14	31048.....	10.5	31480.....	1.9	31705.....	1.9
14818.....	12.37	20105.....	4.24	23448.....	10.12	26578.....	14.14	31050.....	10.5	31485.....	1.9	31710.....	1.9
14988.....	3.6	20168.....	12.35	23458.....	10.12	26648.....	7.3	31053.....	10.5	31487.....	13.21	31713.....	14.14
15071.....	8.4	20168.....	12.36	23463.....	10.12	26707.....	4.27	31055.....	1.3	31487.....	13.23	31715.....	1.9
15317.....	4.7	20168.....	12.37	23468.....	10.12	26773.....	13.15	31060.....	1.3	31487.....	13.25	31718.....	14.14
15323.....	12.7	20193.....	12.10	23473.....	10.12	26778.....	13.15	31065.....	1.3	31490.....	1.9	31720.....	1.9
15323.....	12.8	20213.....	7.8	23477.....	11.6	26803.....	3.19	31070.....	1.3	31492.....	13.21	31723.....	14.14
15682.....	4.17	20218.....	7.8	23478.....	10.12	26993.....	13.14	31073.....	14.14	31492.....	13.25	31725.....	1.9
15722.....	4.17	20233.....	7.4	23487.....	11.7	26998.....	13.14	31075.....	1.3	31495.....	1.9	31728.....	14.14
15828.....	12.10	20238.....	7.6	23488.....	3.19	27003.....	13.14	31078.....	14.14	31500.....	1.9	31730.....	1.9
15828.....	12.6	20248.....	12.36	23492.....	11.7	27008.....	13.14	31080.....	1.3	31502.....	8.6	31733.....	14.14
16202.....	7.9	20483.....	10.9	23493.....	3.19	27013.....	13.14	31083.....	14.14	31505.....	1.9	31735.....	1.9
16207.....	7.9	20543.....	10.9	23498.....	3.19	27023.....	1.8	31085.....	1.3	31510.....	1.9	31738.....	14.14
16473.....	7.9	20548.....	10.9	23692.....	13.30	27028.....	13.14	31088.....	14.14	31515.....	1.9	31740.....	1.9
16573.....	7.8	20553.....	10.9	23697.....	13.30	27048.....	13.15	31090.....	1.2	31515.....	1.9	31743.....	14.14
16671.....	6.2	20923.....	4.5	23702.....	13.30	27423.....	10.10	31095.....	1.2	31520.....	1.9	31745.....	1.9
16671.....	6.4	20928.....	4.5	23707.....	13.30	27428.....	10.10	31100.....	1.2	31525.....	1.9	31750.....	1.9
16703.....	2.2	20933.....	4.5	23712.....	13.30	27592.....	13.30	31103.....	14.14	31530.....	1.9	31753.....	12.6
16703.....	4.13	20938.....	4.5	23717.....	13.30	27597.....	13.30	31105.....	1.2	31535.....	1.9	31755.....	12.7
16703.....	4.14	20943.....	4.5	23738.....	14.17	27612.....	13.30	31108.....	14.14	31550.....	1.9	31755.....	12.8
16703.....	5.4	20948.....	4.5	23743.....	14.17	27617.....	13.30	31110.....	1.2	31555.....	1.9	31755.....	1.9
16713.....	13.42	20953.....	4.5	23908.....	13.13	27637.....	13.30	31115.....	1.2	31560.....	1.9	31755.....	1.9
16723.....	4.1	20958.....	4.5	23913.....	13.11	27642.....	13.17	31120.....	1.4	31570.....	1.9	31760.....	1.9
16723.....	4.10	20973.....	12.30	23913.....	13.13	27642.....	13.29	31125.....	1.4	31575.....	1.9	31765.....	1.9
16723.....	4.21	20973.....	12.32	24226.....	13.31	27848.....	7.3	31128.....	12.21	31580.....	1.9	31770.....	1.9
16728.....	12.35	20973.....	12.33	24226.....	13.33	27858.....	3.19	31128.....	12.22	31585.....	1.9	31775.....	1.9
16728.....	12.36	20973.....	12.34	24537.....	11.6	27998.....	10.10	31130.....	1.4	31590.....	1.9	31780.....	1.9
										31595.....	1.9	31785.....	1.9

# CATALOG NO. INDEX

## Catalog No./Page

31787.....	11.6	33077.....	4.27	34960.....	3.8	35765.....	7.12	36510.....	4.3	37098.....	12.21	37485.....	4.5
31790.....	1.9	33085.....	7.7	34963.....	13.9	35770.....	7.12	36518.....	8.7	37098.....	12.22	37490.....	4.5
31792.....	11.6	33100.....	3.7	34965.....	3.22	35775.....	7.12	36523.....	8.7	37098.....	12.23	37495.....	4.5
31797.....	11.6	33103.....	12.11	35133.....	12.12	35780.....	7.12	36540.....	4.4	37100.....	4.5	37500.....	4.5
31802.....	11.6	33105.....	3.7	35143.....	12.12	35785.....	7.12	36550.....	4.4	37103.....	12.21	37505.....	4.5
31802.....	11.7	33108.....	12.11	35155.....	3.22	35790.....	7.12	36555.....	4.4	37103.....	12.22	37510.....	4.5
31803.....	3.17	33108.....	12.12	35170.....	8.3	35795.....	7.12	36560.....	4.4	37105.....	4.5	37515.....	4.5
31807.....	11.6	33110.....	3.7	35175.....	8.3	35800.....	7.12	36565.....	4.8	37108.....	12.21	37520.....	4.5
31807.....	11.6	33113.....	12.11	35180.....	8.3	35805.....	7.12	36570.....	4.8	37108.....	12.22	37525.....	4.5
31817.....	11.6	33113.....	12.12	35183.....	12.12	35810.....	7.12	36592.....	3.16	37110.....	4.5	37530.....	4.5
31822.....	4.28	33115.....	3.7	35188.....	12.12	35815.....	3.8	36597.....	3.16	37113.....	12.21	37535.....	4.5
31827.....	4.27	33120.....	3.7	35215.....	9	35820.....	3.8	36620.....	4.10	37113.....	12.22	37540.....	4.5
31832.....	4.27	33125.....	3.7	35220.....	9	35825.....	3.8	36630.....	4.10	37115.....	4.5	37545.....	4.5
31948.....	12.27	33130.....	3.7	35225.....	9	35830.....	3.8	36653.....	12.19	37120.....	4.5	37550.....	4.5
31990.....	1.6	33135.....	3.7	35230.....	9	35835.....	3.8	36662.....	3.12	37123.....	12.20	37555.....	4.5
32015.....	1.6	33145.....	3.7	35235.....	9	35840.....	3.8	36662.....	3.13	37123.....	12.21	37560.....	4.5
32020.....	1.6	33150.....	3.7	35240.....	9	35845.....	3.8	36663.....	12.19	37123.....	12.22	37565.....	4.5
32025.....	1.6	33155.....	3.7	35243.....	12.12	35850.....	3.8	36680.....	4.4	37125.....	4.5	37570.....	4.5
32035.....	1.6	33160.....	3.18	35245.....	8.4	35855.....	3.8	36683.....	14.6	37130.....	4.5	37575.....	4.5
32050.....	1.6	33165.....	3.18	35250.....	8.4	35867.....	4.19	36690.....	4.4	37135.....	4.5	37580.....	4.5
32055.....	1.6	33170.....	3.18	35255.....	8.4	35867.....	4.31	36738.....	12.21	37140.....	4.5	37585.....	4.5
32065.....	1.6	33175.....	3.12	35260.....	8.4	35973.....	12.19	36813.....	12.26	37145.....	4.5	37590.....	4.5
32078.....	3.17	33175.....	3.13	35265.....	8.4	35983.....	12.19	36875.....	4.5	37150.....	4.5	37595.....	4.5
32237.....	4.27	33175.....	3.18	35270.....	8.4	35998.....	13.12	36880.....	4.5	37155.....	4.5	37610.....	4.5
32242.....	4.27	33180.....	3.18	35275.....	8.4	36003.....	13.12	36885.....	4.5	37160.....	4.5	37615.....	4.5
32573.....	3.15	33185.....	3.18	35280.....	8.4	36005.....	3.21	36890.....	4.5	37165.....	4.5	37618.....	8.8
32658.....	12.10	33190.....	3.18	35285.....	8.4	36008.....	13.12	36895.....	4.5	37170.....	4.5	37620.....	4.5
32673.....	12.15	33195.....	3.18	35290.....	8.4	36013.....	13.12	36900.....	4.5	37175.....	4.5	37625.....	4.5
32698.....	14.14	33198.....	12.15	35338.....	12.12	36018.....	13.12	36935.....	4.5	37180.....	4.5	37628.....	13.19
32703.....	14.14	33200.....	3.18	35343.....	10.9	36023.....	13.12	36940.....	4.5	37185.....	4.5	37630.....	4.5
32737.....	13.19	33205.....	3.18	35473.....	13.12	36028.....	13.12	36942.....	8.2	37190.....	4.5	37633.....	13.19
32737.....	13.21	33210.....	3.18	35535.....	7.11	36033.....	13.12	36945.....	4.5	37195.....	4.5	37635.....	4.5
32737.....	13.23	33220.....	3.7	35540.....	7.11	36038.....	13.12	36947.....	8.2	37223.....	8.8	37638.....	13.19
32737.....	13.25	33225.....	3.7	35545.....	7.11	36043.....	13.12	36950.....	4.5	37228.....	8.8	37640.....	4.5
32775.....	1.9	33551.....	3.12	35550.....	7.11	36048.....	13.12	36952.....	8.2	37233.....	8.8	37643.....	13.19
32808.....	4.12	33551.....	3.13	35555.....	7.11	36053.....	13.12	36955.....	4.5	37238.....	8.8	37645.....	4.5
32820.....	3.2	33551.....	3.18	35560.....	7.11	36058.....	13.12	36957.....	8.2	37243.....	8.8	37650.....	4.5
32825.....	3.2	33642.....	4.27	35565.....	7.11	36092.....	8.2	36960.....	4.5	37248.....	8.8	37655.....	4.5
32828.....	5.4	33665.....	3.4	35570.....	7.11	36097.....	8.2	36962.....	8.2	37253.....	8.8	37675.....	4.5
32830.....	3.2	33665.....	3.6	35575.....	7.11	36102.....	8.2	36965.....	4.5	37258.....	8.8	37695.....	4.5
32833.....	5.4	33922.....	13.30	35580.....	7.11	36112.....	8.2	36967.....	8.2	37263.....	8.8	37710.....	4.5
32840.....	3.2	33927.....	8.6	35585.....	7.11	36117.....	8.2	36970.....	4.5	37273.....	8.8	37715.....	4.5
32845.....	3.2	34077.....	4.3	35590.....	7.12	36122.....	8.2	36972.....	8.2	37278.....	8.8	37720.....	4.5
32850.....	3.2	34082.....	4.3	35595.....	3.8	36127.....	8.2	36975.....	4.5	37293.....	8.8	37725.....	4.5
32870.....	3.3	34087.....	4.3	35600.....	3.8	36132.....	8.2	36980.....	4.5	37375.....	4.5	37730.....	4.5
32880.....	3.3	34092.....	4.3	35605.....	3.8	36138.....	14.3	36985.....	4.5	37380.....	4.5	37735.....	4.5
32895.....	3.3	34142.....	3.21	35610.....	3.8	36153.....	12.24	36990.....	4.5	37385.....	4.5	37740.....	4.5
32900.....	3.5	34147.....	3.21	35615.....	3.8	36158.....	12.25	36995.....	4.5	37390.....	4.5	37745.....	4.5
32903.....	12.10	34152.....	8.4	35620.....	3.8	36163.....	12.27	37000.....	4.5	37395.....	4.5	37755.....	4.5
32905.....	3.6	34157.....	4.27	35625.....	3.8	36243.....	7.4	37005.....	4.5	37400.....	4.5	37775.....	4.5
32910.....	3.17	34162.....	4.27	35630.....	3.8	36248.....	7.4	37010.....	4.5	37405.....	4.5	37777.....	4.3
32913.....	12.10	34167.....	4.27	35635.....	3.8	36253.....	7.4	37015.....	4.5	37410.....	4.5	37780.....	4.5
32915.....	3.17	34172.....	4.27	35670.....	3.8	36258.....	7.4	37020.....	4.5	37413.....	13.42	37785.....	4.5
32920.....	3.17	34177.....	4.27	35675.....	3.8	36273.....	2.2	37025.....	4.5	37415.....	4.5	37790.....	4.5
32925.....	3.17	34182.....	4.27	35680.....	3.8	36273.....	4.13	37030.....	4.5	37435.....	4.5	37795.....	4.5
32930.....	3.17	34192.....	13.23	35685.....	3.8	36273.....	4.14	37035.....	4.5	37440.....	4.5	37800.....	4.5
32933.....	3.15	34318.....	12.11	35695.....	7.11	36273.....	5.4	37040.....	4.5	37445.....	4.5	37805.....	4.5
32935.....	3.17	34403.....	10.13	35700.....	7.12	36278.....	2.2	37045.....	4.5	37450.....	4.5	37810.....	4.7
32940.....	3.17	34570.....	3.5	35720.....	7.12	36278.....	5.4	37050.....	4.5	37455.....	4.5	37813.....	8.8
32950.....	3.17	34577.....	4.27	35725.....	7.12	36345.....	4.3	37055.....	4.5	37460.....	4.5	37815.....	4.7
32975.....	3.14	34623.....	12.12	35730.....	7.12	36355.....	4.3	37070.....	4.7	37465.....	4.5	37820.....	4.7
32985.....	3.14	34678.....	10.13	35735.....	7.12	36375.....	4.3	37083.....	12.22	37468.....	12.11	37825.....	4.7
33005.....	3.17	34695.....	3.18	35740.....	7.12	36380.....	4.3	37088.....	12.22	37470.....	4.5	37828.....	8.8
33055.....	3.16	34893.....	13.9	35745.....	7.12	36390.....	4.3	37093.....	12.21	37473.....	12.11	37830.....	4.7
33057.....	4.27	34945.....	3.8	35750.....	7.12	36475.....	4.3	37093.....	12.22	37475.....	4.5	37835.....	4.7
33070.....	3.16	34950.....	3.8	35755.....	7.12	36480.....	4.3	37093.....	12.23	37480.....	4.5	37840.....	4.7
33072.....	4.27	34955.....	3.8	35760.....	7.12	36505.....	4.3	37095.....	4.5	37483.....	12.11	37842.....	13.17

## Catalog No./Page

37845.....	4.7	38110.....	4.8	40108.....	14.11	41937.....	13.11	42878.....	3.5	44798.....	10.6	47082.....	6.6
37847.....	13.17	38120.....	4.11	40110.....	2.3	41937.....	13.13	42950.....	4.15	44798.....	11.3	47087.....	6.6
37850.....	4.7	38125.....	4.11	40125.....	2.3	41937.....	13.15	43138.....	12.9	44848.....	10.4	47178.....	11.5
37852.....	13.17	38130.....	4.11	40130.....	2.2	41937.....	13.17	43348.....	10.6	44848.....	10.5	47222.....	5.6
37855.....	4.7	38140.....	4.11	40153.....	14.17	41937.....	13.21	43353.....	10.6	44848.....	10.6	47268.....	13.54
37857.....	13.17	38155.....	4.11	40158.....	14.16	41937.....	13.23	43358.....	10.6	44852.....	8.3	47273.....	13.52
37860.....	4.7	38220.....	4.8	40163.....	14.14	41937.....	13.25	43363.....	10.6	44853.....	10.4	47278.....	13.52
37862.....	13.17	38225.....	4.8	40165.....	2.2	41937.....	13.38	43368.....	10.6	44853.....	10.5	47283.....	13.51
37865.....	4.7	38230.....	4.8	40168.....	14.14	41937.....	13.39	43373.....	10.6	44853.....	10.6	47288.....	13.48
37867.....	13.17	38235.....	4.8	40170.....	2.3	41937.....	13.41	43378.....	10.6	44853.....	12.18	47293.....	13.47
37870.....	4.7	38240.....	4.8	40175.....	2.2	41937.....	13.43	43428.....	10.4	44913.....	4.13	47298.....	13.47
37875.....	4.7	38245.....	4.8	40180.....	2.2	41940.....	4.15	43433.....	10.4	44918.....	4.13	47303.....	13.46
37880.....	4.7	38250.....	4.8	40185.....	2.2	41977.....	13.20	43438.....	10.4	44923.....	4.13	47308.....	13.46
37885.....	4.7	38255.....	4.8	40190.....	2.2	41982.....	13.21	43443.....	10.4	44923.....	4.14	47313.....	13.54
37888.....	12.22	38335.....	4.7	40195.....	2.2	41982.....	13.25	43448.....	10.4	44928.....	4.13	47318.....	13.45
37890.....	4.7	38340.....	4.7	40200.....	2.2	41992.....	13.21	43453.....	10.4	44928.....	4.14	47323.....	13.51
37895.....	4.7	38345.....	4.7	40205.....	2.2	41992.....	13.23	43458.....	10.4	44992.....	4.27	47328.....	13.50
37900.....	4.7	38350.....	4.7	40210.....	2.2	41992.....	13.25	43458.....	10.5	44997.....	4.27	47333.....	13.44
37905.....	4.7	38355.....	4.7	40215.....	2.2	42002.....	13.20	43458.....	10.6	45002.....	4.27	47338.....	13.44
37910.....	4.7	38360.....	4.7	40220.....	2.3	42007.....	13.20	43458.....	11.3	45007.....	5.5	47343.....	13.44
37915.....	4.7	38365.....	4.7	40225.....	2.3	42012.....	13.20	43458.....	12.1	45138.....	12.18	47348.....	13.44
37920.....	4.7	38370.....	4.7	40230.....	2.3	42047.....	4.25	43507.....	13.32	45143.....	12.18	47427.....	13.21
37925.....	4.7	38375.....	4.7	40235.....	2.3	42052.....	4.25	43512.....	13.32	45158.....	12.1	47427.....	13.23
37930.....	4.7	38380.....	4.7	40593.....	12.11	42057.....	4.25	43518.....	11.3	45158.....	12.17	47427.....	13.25
37935.....	4.7	38385.....	4.7	40617.....	3.14	42062.....	4.25	43548.....	11.3	45163.....	12.1	47432.....	13.21
37940.....	4.7	38390.....	4.7	40788.....	12.11	42067.....	4.25	43548.....	11.4	45163.....	12.17	47432.....	13.23
37945.....	4.7	38395.....	4.7	40798.....	12.12	42072.....	4.25	43573.....	3.22	45178.....	4.15	47432.....	13.25
37950.....	4.7	38400.....	4.7	40808.....	12.12	42077.....	4.25	43637.....	13.21	45302.....	13.32	47542.....	13.38
37953.....	10.11	38405.....	4.7	40818.....	12.13	42082.....	4.25	43637.....	13.25	45307.....	13.32	47542.....	13.39
37955.....	4.7	38410.....	4.7	40868.....	3.20	42087.....	4.25	43642.....	13.21	45347.....	5.5	47542.....	13.41
37958.....	10.11	38415.....	4.7	40938.....	3.21	42153.....	8.5	43642.....	13.25	45352.....	5.5	47542.....	13.43
37960.....	4.7	38420.....	4.7	41212.....	13.21	42163.....	13.8	43647.....	13.19	45358.....	12.23	47597.....	13.38
37963.....	10.11	38425.....	4.7	41212.....	13.23	42323.....	12.14	43647.....	13.21	45363.....	12.1	47597.....	13.39
37965.....	4.7	38535.....	4.3	41212.....	13.24	42328.....	12.14	43647.....	13.23	45363.....	12.17	47597.....	13.41
37968.....	10.11	38540.....	4.3	41285.....	8.6	42348.....	12.9	43647.....	13.24	45848.....	4.7	47597.....	13.43
37973.....	10.11	38550.....	4.3	41295.....	8.6	42360.....	3.13	43853.....	10.12	45853.....	4.7	47598.....	13.54
37975.....	4.7	38568.....	8.8	41300.....	8.6	42360.....	4.16	43858.....	10.12	45858.....	4.7	47602.....	13.38
37978.....	10.11	38605.....	4.4	41315.....	8.7	42360.....	5.4	44117.....	13.21	45863.....	4.7	47602.....	13.39
37980.....	4.7	38610.....	4.4	41320.....	8.7	42365.....	4.16	44117.....	13.23	45868.....	4.7	47602.....	13.41
37983.....	10.11	38615.....	4.4	41325.....	8.7	42365.....	4.19	44117.....	13.25	45873.....	4.7	47602.....	13.43
37985.....	4.7	38620.....	4.4	41330.....	8.7	42365.....	4.21	44122.....	13.19	45878.....	4.7	47607.....	13.38
37988.....	10.11	38625.....	4.4	41335.....	8.7	42370.....	4.16	44122.....	13.21	45883.....	4.7	47607.....	13.39
37993.....	10.11	38693.....	13.42	41340.....	8.7	42385.....	4.16	44122.....	13.23	45888.....	4.7	47607.....	13.41
37997.....	2.4	38698.....	13.42	41345.....	8.7	42390.....	4.19	44122.....	13.25	45923.....	4.13	47612.....	13.41
37998.....	10.11	38703.....	13.42	41348.....	13.9	42390.....	4.21	44185.....	3.7	45928.....	4.13	47663.....	13.56
38003.....	10.11	38708.....	13.42	41350.....	8.7	42405.....	4.1	44190.....	3.7	45928.....	4.14	47668.....	13.55
38008.....	10.11	38713.....	13.42	41408.....	13.8	42405.....	4.10	44202.....	13.20	46105.....	3.13	47673.....	13.55
38028.....	8.3	38718.....	13.42	41438.....	14.18	42405.....	4.21	44212.....	13.20	46660.....	4.16	47678.....	13.55
38033.....	8.3	38723.....	13.42	41575.....	4.12	42415.....	4.1	44217.....	13.20	46668.....	4.13	47683.....	13.45
38038.....	8.3	39187.....	4.13	41585.....	4.12	42415.....	4.10	44343.....	11.3	46673.....	4.13	47688.....	13.5
38043.....	8.3	39187.....	4.14	41588.....	14.7	42415.....	4.21	44348.....	11.3	46673.....	4.14	47693.....	13.49
38048.....	8.3	39328.....	12.16	41590.....	4.12	42485.....	4.19	44468.....	10.6	46708.....	12.9	47735.....	4.28
38050.....	4.7	39338.....	12.16	41593.....	14.14	42485.....	4.25	44473.....	12.31	46713.....	12.9	47740.....	4.28
38053.....	8.3	39380.....	4.10	41598.....	14.14	42490.....	4.19	44483.....	10.6	46732.....	4.8	47745.....	4.28
38055.....	4.7	39587.....	4.28	41600.....	4.12	42490.....	4.25	44587.....	13.34	46737.....	4.8	47750.....	4.28
38058.....	8.3	39966.....	9.3	41603.....	14.14	42505.....	2.5	44693.....	10.4	46742.....	4.8	47755.....	4.28
38060.....	4.7	39976.....	9.3	41608.....	3.20	42505.....	4.1	44693.....	10.5	46747.....	4.8	47760.....	4.28
38063.....	8.3	39998.....	12.13	41610.....	4.12	42505.....	4.10	44693.....	10.6	46818.....	11.3	47763.....	11.3
38065.....	4.7	40005.....	4.1	41697.....	13.21	42510.....	2.5	44693.....	11.3	46823.....	11.3	47763.....	11.5
38070.....	4.7	40005.....	4.10	41697.....	13.23	42575.....	4.16	44693.....	12.1	46828.....	11.3	47765.....	4.28
38075.....	4.7	40008.....	12.13	41697.....	13.24	42575.....	5.8	44698.....	10.4	46837.....	13.32	47770.....	4.28
38078.....	8.8	40043.....	12.20	41703.....	3.21	42600.....	4.15	44698.....	10.5	46852.....	5.5	47775.....	4.28
38080.....	4.7	40048.....	14.13	41768.....	3.21	42605.....	4.15	44698.....	10.6	46902.....	13.32	47780.....	4.28
38083.....	8.8	40080.....	2.3	41855.....	4.16	42610.....	4.15	44698.....	11.3	46907.....	13.32	47785.....	4.28
38085.....	4.7	40090.....	2.3	41855.....	5.4	42615.....	4.15	44698.....	12.1	46918.....	12.30	47790.....	4.28
38100.....	4.8	40100.....	2.3	41860.....	4.16	42620.....	4.15	44798.....	10.4	47047.....	13.20	47810.....	4.28
38105.....	4.8	40103.....	14.8	41935.....	4.15	42625.....	4.15	44798.....	10.5	47057.....	1.2	47815.....	4.28

# CATALOG NO. INDEX

## Catalog No./Page

47820.....	4.28	48397.....	5.6	49032.....	13.23	50012.....	4.28	50775.....	4.28	52300.....	7.10	52915.....	6.5
47845.....	4.28	48402.....	5.6	49032.....	13.25	50040.....	4.3	50780.....	4.28	52305.....	7.10	52920.....	6.5
47850.....	4.28	48405.....	5.6	49215.....	4.29	50050.....	4.3	50785.....	4.28	52310.....	7.10	52925.....	6.5
47855.....	4.28	48405.....	5.7	49220.....	4.29	50060.....	4.3	50812.....	3.10	52315.....	7.10	52930.....	6.5
47860.....	4.28	48407.....	5.6	49225.....	4.29	50070.....	4.3	50812.....	3.9	52420.....	8.5	52935.....	6.5
47868.....	13.51	48407.....	5.7	49230.....	4.29	50075.....	4.3	50895.....	4.28	52425.....	8.5	52940.....	6.5
47873.....	13.51	48412.....	5.6	49240.....	4.29	50080.....	4.3	50900.....	4.28	52430.....	8.5	52945.....	6.5
47880.....	4.28	48412.....	5.7	49245.....	4.29	50085.....	4.3	50905.....	4.28	52435.....	8.5	52950.....	6.5
47885.....	4.28	48417.....	5.6	49250.....	4.29	50090.....	4.3	50910.....	4.28	52440.....	8.5	52955.....	6.5
47890.....	4.28	48417.....	5.7	49272.....	13.38	50095.....	4.3	50915.....	4.28	52450.....	7.5	52957.....	13.38
47895.....	4.28	48457.....	13.33	49272.....	13.39	50100.....	4.3	50920.....	4.28	52455.....	7.5	52957.....	13.39
47900.....	4.28	48462.....	13.34	49272.....	13.41	50105.....	4.3	50960.....	4.29	52465.....	7.5	52960.....	6.5
47905.....	4.28	48472.....	13.29	49272.....	13.43	50110.....	4.3	50965.....	4.29	52470.....	7.5	52962.....	13.27
47910.....	4.28	48482.....	13.11	49277.....	13.38	50115.....	4.3	50985.....	4.29	52475.....	7.5	52965.....	6.5
47918.....	11.3	48482.....	13.13	49277.....	13.39	50120.....	4.3	51005.....	4.16	52480.....	7.5	52970.....	6.5
47918.....	11.4	48482.....	13.27	49277.....	13.41	50125.....	4.3	51005.....	4.19	52485.....	7.5	52972.....	13.26
47940.....	4.28	48488.....	11.6	49277.....	13.43	50130.....	4.3	51005.....	4.21	52490.....	7.5	52975.....	6.5
48083.....	10.11	48488.....	12.6	49305.....	4.3	50140.....	4.3	51005.....	4.23	52495.....	7.5	52980.....	6.5
48093.....	12.1	48533.....	11.6	49345.....	4.29	50480.....	4.3	51005.....	4.27	52505.....	7.5	52985.....	6.5
48103.....	12.1	48533.....	12.6	49408.....	11.3	50482.....	7.10	51005.....	4.31	52755.....	6.5	52990.....	6.5
48113.....	12.1	48605.....	4.3	49408.....	11.4	50485.....	4.3	51020.....	4.31	52760.....	6.5	52995.....	6.5
48143.....	12.1	48610.....	4.3	49423.....	11.5	50487.....	7.10	51022.....	6.6	52760.....	6.8	53000.....	6.5
48148.....	12.1	48615.....	4.3	49487.....	13.38	50490.....	4.3	51040.....	4.31	52760.....	6.9	53037.....	13.38
48153.....	12.1	48620.....	4.3	49487.....	13.39	50495.....	4.3	51045.....	4.31	52765.....	6.5	53037.....	13.39
48157.....	13.41	48625.....	4.3	49487.....	13.41	50500.....	4.3	51050.....	4.31	52770.....	6.5	53065.....	6.4
48157.....	13.43	48630.....	4.3	49585.....	4.3	50505.....	4.3	51055.....	4.31	52775.....	6.5	53070.....	6.4
48215.....	4.29	48635.....	4.3	49600.....	4.3	50510.....	4.3	51060.....	4.31	52780.....	6.5	53075.....	6.4
48220.....	4.29	48640.....	4.3	49610.....	4.3	50515.....	4.3	51065.....	4.31	52780.....	6.8	53080.....	6.4
48225.....	4.29	48645.....	4.3	49662.....	5.6	50520.....	4.3	51070.....	4.31	52780.....	6.9	53085.....	6.4
48230.....	4.29	48650.....	4.3	49707.....	4.7	50522.....	7.6	51075.....	4.31	52785.....	6.5	53107.....	13.16
48235.....	4.29	48655.....	4.3	49712.....	4.7	50525.....	4.3	51206.....	8.4	52790.....	6.5	53112.....	13.16
48240.....	4.29	48660.....	4.3	49717.....	4.7	50530.....	4.3	51317.....	13.15	52795.....	6.5	53117.....	13.16
48245.....	4.29	48665.....	4.3	49722.....	4.7	50532.....	7.6	51317.....	13.27	52800.....	6.5	53122.....	13.16
48250.....	4.29	48670.....	4.3	49727.....	4.7	50540.....	4.3	51317.....	13.29	52800.....	6.9	53127.....	13.16
48255.....	4.29	48675.....	4.3	49795.....	4.3	50545.....	4.3	51402.....	13.20	52805.....	6.5	54115.....	7.9
48260.....	4.29	48680.....	4.3	49805.....	4.3	50550.....	4.3	51407.....	13.20	52810.....	6.5	54120.....	7.9
48265.....	4.29	48690.....	4.3	49815.....	4.3	50557.....	9.2	51507.....	6.7	52812.....	13.13	54125.....	7.9
48270.....	4.29	48695.....	4.3	49820.....	4.3	50560.....	4.3	51512.....	6.7	52812.....	13.17	54135.....	9
48275.....	4.29	48700.....	4.3	49825.....	4.3	50575.....	4.3	51517.....	6.7	52812.....	13.27	54270.....	9
48280.....	4.29	48705.....	4.3	49830.....	4.3	50585.....	4.3	51522.....	6.7	52815.....	6.5	54397.....	3.10
48285.....	4.29	48710.....	4.3	49835.....	4.3	50590.....	4.3	51527.....	6.7	52817.....	13.13	54397.....	3.9
48290.....	4.29	48715.....	4.3	49840.....	4.3	50645.....	4.28	51537.....	6.7	52817.....	13.17	54440.....	11.9
48292.....	5.6	48720.....	4.3	49845.....	4.3	50647.....	13.11	51542.....	6.7	52817.....	13.27	54445.....	11.9
48295.....	4.29	48725.....	4.3	49850.....	4.3	50647.....	13.13	51547.....	6.7	52820.....	6.5	54450.....	11.9
48297.....	5.6	48730.....	4.3	49870.....	4.3	50650.....	4.28	51557.....	6.7	52820.....	6.9	54465.....	11.9
48305.....	4.29	48735.....	4.3	49875.....	4.3	50652.....	13.11	51572.....	13.38	52822.....	13.13	54480.....	11.9
48307.....	5.5	48740.....	4.3	49890.....	4.3	50652.....	13.13	51572.....	13.39	52822.....	13.17	54500.....	11.9
48310.....	4.29	48745.....	4.3	49895.....	4.3	50652.....	13.17	51587.....	13.38	52822.....	13.27	54520.....	11.9
48315.....	4.29	48755.....	4.3	49900.....	4.3	50657.....	13.11	51587.....	13.39	52825.....	6.5	54540.....	11.9
48320.....	4.29	48915.....	4.3	49905.....	4.3	50657.....	13.13	51587.....	13.41	52830.....	6.5	54575.....	11.9
48325.....	4.29	48920.....	4.3	49915.....	4.3	50657.....	13.17	51597.....	13.38	52835.....	6.5	54837.....	13.11
48330.....	4.29	48925.....	4.3	49925.....	4.3	50700.....	4.28	51597.....	13.39	52840.....	6.5	54837.....	13.13
48335.....	4.29	48930.....	4.3	49930.....	4.3	50705.....	4.28	51597.....	13.41	52845.....	6.5	54837.....	13.17
48340.....	4.29	48935.....	4.3	49932.....	4.6	50710.....	4.28	51752.....	13.17	52850.....	6.5	54837.....	13.27
48345.....	4.29	48940.....	4.3	49937.....	4.6	50715.....	4.28	51762.....	13.19	52850.....	6.9	54842.....	13.17
48350.....	4.29	48945.....	4.3	49942.....	4.6	50720.....	4.28	51762.....	13.21	52855.....	6.5	54842.....	13.29
48355.....	4.29	48950.....	4.3	49947.....	4.6	50725.....	4.28	51762.....	13.23	52860.....	6.5	54852.....	13.17
48360.....	4.29	48955.....	4.3	49952.....	4.6	50730.....	4.28	51762.....	13.25	52865.....	6.5	54852.....	13.29
48367.....	13.38	48960.....	4.3	49962.....	4.6	50735.....	4.28	51857.....	4.5	52870.....	6.5	54992.....	13.17
48367.....	13.39	48965.....	4.3	49967.....	4.6	50740.....	4.28	51862.....	4.5	52875.....	6.5	55002.....	13.17
48367.....	13.41	48970.....	4.3	49972.....	1.9	50745.....	4.28	51867.....	4.5	52880.....	6.5	55007.....	13.17
48367.....	13.43	48975.....	4.3	50002.....	13.38	50750.....	4.28	51872.....	4.5	52885.....	6.5	55012.....	13.17
48375.....	4.29	48985.....	4.3	50002.....	13.41	50755.....	4.28	51877.....	4.5	52890.....	6.5	55017.....	13.17
48377.....	5.6	49002.....	13.15	50002.....	13.43	50760.....	4.28	51882.....	4.5	52895.....	6.5	55207.....	4.3
48382.....	5.6	49002.....	13.17	50007.....	13.38	50765.....	4.28	52192.....	4.29	52900.....	6.5	55447.....	4.27
48387.....	5.6	49032.....	13.19	50007.....	13.41	50767.....	3.9	52202.....	4.29	52905.....	6.5	55452.....	4.27
48392.....	5.6	49032.....	13.21	50007.....	13.43	50770.....	4.28	52217.....	4.29	52910.....	6.5	55457.....	13.11

Catalog No./Page

55457..... 13.13	59225..... 13.29	59480..... 13.33	61630..... 13.29	62250..... 13.13	62845..... 13.33	63030..... 13.13
55457..... 13.17	59225..... 13.31	59480..... 13.35	61630..... 13.31	62250..... 13.27	62845..... 13.35	63030..... 13.15
55457..... 13.27	59225..... 13.33	59485..... 13.31	61630..... 13.33	62260..... 13.11	62850..... 13.17	63030..... 13.17
55467..... 13.17	59225..... 13.35	59485..... 13.33	61757..... 3.10	62260..... 13.13	62850..... 13.29	63030..... 13.27
56337..... 4.7	59225..... 13.37	59485..... 13.35	61757..... 3.9	62260..... 13.27	62855..... 13.17	63035..... 13.11
56342..... 4.7	59230..... 13.15	59502..... 6.3	61770..... 13.31	62265..... 13.27	62855..... 13.29	63035..... 13.13
56347..... 4.7	59230..... 13.17	59502..... 6.4	61770..... 13.33	62265..... 13.29	62860..... 13.29	63035..... 13.15
56352..... 4.7	59230..... 13.27	59555..... 13.37	61770..... 13.35	62270..... 13.27	62862..... 9.3	63035..... 13.17
56367..... 4.7	59230..... 13.29	59560..... 13.37	61790..... 13.31	62270..... 13.29	62865..... 13.17	63035..... 13.27
56657..... 2.4	59235..... 13.27	59562..... 13.22	61790..... 13.33	62275..... 13.29	62865..... 13.29	63040..... 13.11
56667..... 2.4	59240..... 13.31	59625..... 13.31	61790..... 13.35	62275..... 13.31	62870..... 13.17	63040..... 13.13
56672..... 2.4	59240..... 13.33	59625..... 13.33	61790..... 13.37	62275..... 13.33	62870..... 13.29	63040..... 13.15
56682..... 2.4	59240..... 13.35	59625..... 13.35	61800..... 13.31	62275..... 13.35	62875..... 13.17	63040..... 13.17
56782..... 13.11	59250..... 13.27	59765..... 13.31	61800..... 13.33	62280..... 13.31	62875..... 13.29	63040..... 13.27
56782..... 13.13	59255..... 13.27	59765..... 13.33	61800..... 13.35	62280..... 13.33	62877..... 13.39	63045..... 13.11
56782..... 13.17	59265..... 13.27	59765..... 13.35	61800..... 13.37	62280..... 13.35	62877..... 13.41	63045..... 13.13
56782..... 13.27	59270..... 13.27	59765..... 13.37	61820..... 13.7	62285..... 13.31	62880..... 13.17	63045..... 13.15
56787..... 13.11	59295..... 13.27	59770..... 13.31	61825..... 13.31	62285..... 13.33	62880..... 13.29	63045..... 13.17
56787..... 13.13	59295..... 13.29	59770..... 13.33	61825..... 13.33	62285..... 13.35	62882..... 13.38	63045..... 13.27
56787..... 13.17	59295..... 13.31	59770..... 13.35	61825..... 13.35	62295..... 13.31	62882..... 13.39	63050..... 13.11
56787..... 13.27	59295..... 13.33	59770..... 13.37	61850..... 13.31	62295..... 13.33	62882..... 13.41	63050..... 13.13
56792..... 13.11	59295..... 13.35	59775..... 13.31	61850..... 13.33	62295..... 13.35	62882..... 13.43	63050..... 13.15
56792..... 13.13	59295..... 13.37	59775..... 13.33	61850..... 13.35	62300..... 13.31	62887..... 13.38	63050..... 13.17
56792..... 13.17	59300..... 13.31	59775..... 13.35	61850..... 13.37	62300..... 13.33	62892..... 13.38	63050..... 13.27
56797..... 13.11	59300..... 13.33	59775..... 13.37	61855..... 13.31	62300..... 13.35	62897..... 13.39	63055..... 13.11
56797..... 13.13	59300..... 13.35	59780..... 13.31	61855..... 13.33	62347..... 7.9	62915..... 13.29	63055..... 13.13
56797..... 13.17	59320..... 13.31	59780..... 13.33	61855..... 13.35	62352..... 7.9	62920..... 13.29	63055..... 13.15
56847..... 7.6	59320..... 13.33	59780..... 13.35	61855..... 13.37	62362..... 7.9	62925..... 13.29	63055..... 13.17
56852..... 7.6	59320..... 13.35	59780..... 13.37	61875..... 13.37	62370..... 13.37	62930..... 13.17	63060..... 13.17
56892..... 6.6	59325..... 13.31	59787..... 13.6	61885..... 13.37	62375..... 13.37	62930..... 13.29	63060..... 13.27
56897..... 6.6	59325..... 13.33	59797..... 13.6	61960..... 13.31	62385..... 13.37	62935..... 13.17	63065..... 13.11
57492..... 4.27	59360..... 13.19	59802..... 13.6	61960..... 13.33	62390..... 13.37	62935..... 13.29	63065..... 13.13
57497..... 4.27	59360..... 13.21	59812..... 13.8	61960..... 13.35	62412..... 13.17	62940..... 13.17	63065..... 13.15
57502..... 4.27	59360..... 13.23	59835..... 13.37	61960..... 13.37	62457..... 4.22	62940..... 13.29	63065..... 13.17
57507..... 4.27	59360..... 13.25	59917..... 13.17	61970..... 13.31	62457..... 4.31	62990..... 13.11	63070..... 13.27
57592..... 6.3	59360..... 13.29	59992..... 5.6	61970..... 13.33	62467..... 13.31	62990..... 13.13	63075..... 13.31
57597..... 6.3	59360..... 13.31	59992..... 5.7	61970..... 13.35	62467..... 13.33	62990..... 13.15	63075..... 13.33
58007..... 4.21	59360..... 13.33	60002..... 3.10	61975..... 13.31	62472..... 13.31	62990..... 13.17	63075..... 13.35
58192..... 13.19	59360..... 13.35	60002..... 3.9	61975..... 13.35	62472..... 13.33	62990..... 13.27	63080..... 13.27
58192..... 13.21	59360..... 13.37	60032..... 13.23	62045..... 13.37	62530..... 13.7	62995..... 13.11	63085..... 13.31
58192..... 13.23	59365..... 13.27	60037..... 13.23	62050..... 13.37	62535..... 13.7	62995..... 13.13	63085..... 13.33
58192..... 13.25	59365..... 13.29	60042..... 13.23	62055..... 13.37	62540..... 13.7	62995..... 13.15	63085..... 13.35
58222..... 3.10	59370..... 13.27	60047..... 13.23	62060..... 13.37	62545..... 13.7	62995..... 13.17	63085..... 13.37
58222..... 3.9	59395..... 13.31	60052..... 13.22	62065..... 13.37	62555..... 13.7	62995..... 13.27	63090..... 13.31
58227..... 3.10	59395..... 13.33	60062..... 13.22	62067..... 13.27	62565..... 13.7	63000..... 13.11	63090..... 13.33
58712..... 4.27	59395..... 13.35	60087..... 13.17	62075..... 13.37	62587..... 13.38	63000..... 13.13	63090..... 13.35
58747..... 8.4	59400..... 13.31	60355..... 13.37	62080..... 13.37	62592..... 13.38	63000..... 13.15	63105..... 13.31
58752..... 4.23	59400..... 13.33	60360..... 13.37	62090..... 13.37	62592..... 13.39	63000..... 13.17	63105..... 13.33
58757..... 4.23	59400..... 13.35	60365..... 13.37	62095..... 13.37	62595..... 13.7	63000..... 13.27	63105..... 13.35
58890..... 13.8	59415..... 13.31	60382..... 5.5	62100..... 13.37	62597..... 13.38	63005..... 13.11	63107..... 13.38
58895..... 13.8	59415..... 13.33	60700..... 13.37	62105..... 13.37	62605..... 13.7	63005..... 13.13	63110..... 13.31
58920..... 13.26	59415..... 13.35	61102..... 13.22	62110..... 13.37	62615..... 13.7	63005..... 13.15	63110..... 13.33
58960..... 13.26	59425..... 13.29	61107..... 13.23	62115..... 13.37	62625..... 13.7	63005..... 13.17	63110..... 13.35
58980..... 13.26	59440..... 13.31	61122..... 4.1	62120..... 13.37	62662..... 9.5	63005..... 13.27	63112..... 13.38
59000..... 13.26	59440..... 13.33	61122..... 4.10	62125..... 13.37	62687..... 13.39	63010..... 13.11	63115..... 13.31
59132..... 6.3	59440..... 13.35	61122..... 4.27	62140..... 13.37	62697..... 13.39	63010..... 13.13	63115..... 13.33
59175..... 13.36	59445..... 13.29	61142..... 4.22	62170..... 13.37	62747..... 9.5	63010..... 13.15	63115..... 13.35
59190..... 13.7	59450..... 13.27	61187..... 4.22	62225..... 13.11	62757..... 13.38	63010..... 13.17	63120..... 13.31
59205..... 13.27	59462..... 13.16	61502..... 13.16	62225..... 13.13	62757..... 13.39	63010..... 13.27	63120..... 13.33
59205..... 13.29	59470..... 13.29	61512..... 13.22	62225..... 13.27	62772..... 9.5	63015..... 13.17	63120..... 13.35
59205..... 13.31	59470..... 13.31	61517..... 13.22	62235..... 13.11	62802..... 9.5	63015..... 13.27	63145..... 13.31
59205..... 13.33	59470..... 13.33	61522..... 13.22	62235..... 13.13	62812..... 9.5	63020..... 13.15	63145..... 13.33
59205..... 13.35	59470..... 13.35	61542..... 13.22	62235..... 13.27	62815..... 13.37	63020..... 13.17	63145..... 13.35
59205..... 13.37	59475..... 13.31	61615..... 13.29	62245..... 13.11	62840..... 13.31	63020..... 13.27	63150..... 13.31
59210..... 13.27	59475..... 13.33	61625..... 13.29	62245..... 13.13	62840..... 13.33	63025..... 13.17	63150..... 13.33
59210..... 13.29	59475..... 13.35	61625..... 13.31	62245..... 13.27	62840..... 13.35	63025..... 13.27	63150..... 13.35
59225..... 13.17	59480..... 13.31	61625..... 13.33	62250..... 13.11	62845..... 13.31	63030..... 13.11	63155..... 13.31

# CATALOG NO. INDEX

## Catalog No./Page

63155.....	13.33	64737.....	13.41	65970.....	4.6	66742.....	3.15	68160.....	4.23	71697.....	3.11	76132.....	6.9
63155.....	13.35	64742.....	13.39	65975.....	4.6	66747.....	3.16	68160.....	4.31	71702.....	13.10	76137.....	6.9
63160.....	13.31	64747.....	13.39	65980.....	4.6	66750.....	4.28	68165.....	4.31	71722.....	13.10	76142.....	6.9
63160.....	13.33	64752.....	13.39	65985.....	4.6	66755.....	4.28	68170.....	4.31	71727.....	13.10	76147.....	6.9s
63160.....	13.35	64757.....	13.39	65990.....	4.6	66760.....	4.28	68175.....	4.31	71732.....	13.10	76152.....	6.9
63165.....	13.31	64762.....	13.39	66020.....	4.6	66765.....	4.28	68180.....	4.31	71757.....	13.11	76267.....	6.8
63165.....	13.33	64767.....	13.41	66030.....	4.6	66770.....	4.28	68185.....	4.31	71847.....	13.11	76267.....	6.9
63165.....	13.35	64772.....	13.40	66035.....	4.6	66775.....	4.28	68195.....	4.31	72327.....	4.12	76272.....	6.8
63170.....	13.31	64777.....	13.40	66040.....	4.6	66780.....	4.28	68200.....	4.31	72332.....	4.12	76272.....	6.9
63170.....	13.33	64782.....	13.40	66045.....	4.6	66785.....	4.28	68650.....	3.4	72342.....	4.12	76277.....	6.9
63170.....	13.35	64787.....	13.40	66050.....	4.6	66795.....	4.28	68775.....	4.5	72702.....	13.11	76282.....	6.9
63175.....	13.31	64792.....	13.40	66055.....	4.6	66800.....	4.28	68780.....	4.5	72862.....	3.11	76292.....	6.8
63175.....	13.33	64797.....	13.43	66060.....	4.6	66805.....	4.28	68815.....	4.16	72887.....	14.14	76292.....	6.9
63175.....	13.35	64832.....	13.43	66065.....	4.6	66807.....	1.7	68842.....	9.4	72897.....	14.14	76297.....	6.8
63180.....	13.31	64837.....	13.43	66155.....	4.7	66810.....	4.28	68847.....	9.4	72902.....	14.14	76297.....	6.9
63180.....	13.33	64842.....	13.43	66160.....	4.7	66830.....	4.28	68857.....	9.4	72907.....	14.14	76302.....	6.9
63180.....	13.35	64847.....	13.43	66175.....	4.7	66880.....	4.28	68862.....	9.4	72912.....	14.14	76305.....	4.7
63185.....	13.31	64857.....	13.43	66190.....	4.7	66905.....	4.28	68917.....	13.11	72922.....	14.14	76307.....	6.9
63185.....	13.33	64862.....	13.43	66195.....	4.7	66920.....	4.28	68917.....	13.13	72927.....	14.14	76312.....	6.9
63190.....	13.31	64902.....	13.43	66200.....	4.7	66947.....	4.23	68962.....	9.4	72932.....	14.14	76315.....	4.7
63190.....	13.33	64962.....	3.22	66205.....	4.7	66955.....	4.28	68967.....	9.4	72937.....	14.14	76317.....	6.8
63190.....	13.35	64967.....	3.22	66210.....	4.7	66987.....	7.2	69622.....	7.3	72947.....	14.15	76317.....	6.9
63195.....	13.31	64977.....	5.7	66215.....	4.7	66992.....	7.2	69632.....	7.3	72952.....	14.15	76322.....	6.8
63195.....	13.33	65175.....	4.3	66220.....	4.7	66997.....	7.2	69642.....	7.3	73162.....	3.3	76322.....	6.9
63195.....	13.35	65255.....	4.3	66225.....	4.7	67182.....	4.23	69667.....	5.5	73360.....	7.7	76327.....	6.9
63200.....	13.31	65285.....	4.3	66230.....	4.7	67187.....	13.38	69692.....	5.5	73365.....	7.7	76332.....	6.9
63200.....	13.33	65320.....	4.4	66310.....	4.7	67187.....	13.39	69707.....	9.4	73370.....	7.7	76337.....	6.9
63200.....	13.35	65340.....	4.8	66315.....	4.7	67187.....	13.41	69712.....	9.4	73447.....	4.23	76455.....	13.26
63200.....	13.37	65345.....	4.8	66320.....	4.7	67187.....	13.43	69717.....	9.4	74012.....	4.12	76475.....	13.26
63205.....	13.31	65380.....	4.10	66325.....	4.7	67307.....	12.10	69762.....	9.3	74047.....	4.12	76485.....	13.26
63205.....	13.33	65550.....	4.6	66330.....	4.7	67307.....	12.6	69907.....	7.2	74207.....	3.6	76495.....	13.26
63205.....	13.35	65555.....	4.6	66335.....	4.7	67312.....	12.10	69912.....	7.2	74227.....	3.3	76575.....	13.29
63210.....	13.31	65560.....	4.6	66340.....	4.7	67312.....	12.6	69982.....	3.4	74685.....	3.3	76597.....	13.11
63210.....	13.33	65565.....	4.6	66345.....	4.7	67322.....	12.6	70032.....	13.11	74700.....	3.3	76652.....	10.8
63210.....	13.35	65570.....	4.6	66350.....	4.7	67327.....	12.6	70032.....	13.13	74710.....	3.3	76657.....	10.8
63220.....	13.27	65575.....	4.6	66405.....	4.7	67332.....	13.39	70032.....	13.15	74720.....	3.18	76662.....	10.8
63240.....	13.31	65580.....	4.6	66410.....	4.7	67615.....	4.3	70032.....	13.17	74730.....	3.18	76667.....	10.8
63240.....	13.33	65620.....	4.6	66415.....	4.7	67620.....	4.3	70032.....	13.19	74735.....	3.18	76672.....	10.8
63240.....	13.35	65625.....	4.6	66420.....	4.7	67625.....	4.3	70032.....	13.21	74946.....	9.4	76677.....	10.8
63280.....	13.27	65630.....	4.6	66425.....	4.7	67635.....	4.3	70032.....	13.23	75005.....	4.6	76767.....	4.12
63822.....	13.16	65635.....	4.6	66430.....	4.7	67640.....	4.3	70032.....	13.25	75010.....	4.6	76777.....	6.2
63827.....	13.16	65640.....	4.6	66435.....	4.7	67645.....	4.3	70032.....	13.38	75015.....	4.6	76787.....	6.2
63877.....	13.40	65680.....	4.6	66445.....	4.7	67650.....	4.3	70032.....	13.39	75020.....	4.6	76792.....	6.2
63882.....	13.40	65685.....	4.6	66450.....	4.8	67655.....	4.3	70032.....	13.41	75075.....	4.16	76817.....	13.11
64077.....	13.41	65687.....	13.29	66462.....	9.4	67657.....	4.23	70032.....	13.43	75075.....	5.4	76817.....	13.13
64497.....	12.7	65690.....	4.6	66467.....	13.28	67657.....	4.24	70437.....	3.4	75435.....	4.16	76822.....	5.3
64497.....	12.8	65695.....	4.6	66492.....	13.28	67660.....	4.3	70640.....	4.11	75557.....	3.7	76822.....	5.4
64502.....	12.8	65700.....	4.6	66497.....	13.28	67662.....	4.23	70645.....	4.11	75562.....	3.7	76822.....	5.5
64627.....	12.7	65705.....	4.6	66512.....	13.28	67662.....	5.5	70652.....	9.4	75567.....	3.7	76822.....	5.6
64627.....	12.8	65710.....	4.6	66517.....	13.28	67662.....	5.5	70655.....	4.11	75572.....	3.7	76822.....	5.7
64642.....	2.5	65715.....	4.6	66535.....	4.8	67665.....	4.3	70677.....	8.5	75602.....	4.23	76822.....	5.8
64697.....	13.38	65720.....	4.6	66540.....	4.8	67675.....	4.3	70685.....	4.7	75982.....	6.9	76827.....	5.3
64697.....	13.39	65725.....	4.6	66550.....	4.8	67685.....	4.3	70690.....	4.7	75992.....	6.9	76827.....	5.4
64702.....	13.38	65730.....	4.6	66620.....	4.11	67880.....	4.29	70695.....	4.7	76017.....	6.9	76827.....	5.5
64702.....	13.39	65765.....	4.6	66625.....	4.11	67885.....	4.29	70700.....	4.7	76022.....	6.8	76827.....	5.6
64707.....	13.38	65770.....	4.6	66655.....	4.28	67890.....	4.29	70705.....	4.7	76022.....	6.9	76827.....	5.7
64707.....	13.38	65775.....	4.6	66660.....	4.28	67900.....	4.29	70710.....	4.7	76027.....	6.9	76827.....	5.8
64712.....	13.38	65780.....	4.6	66665.....	4.28	67905.....	4.29	70715.....	4.7	76032.....	6.9	77017.....	6.2
64717.....	13.38	65785.....	4.6	66670.....	4.28	67910.....	4.29	70740.....	4.28	76037.....	6.9	78347.....	13.10
64722.....	13.38	65790.....	4.6	66687.....	3.10	67915.....	4.29	70745.....	4.28	76042.....	6.9	79120.....	4.3
64727.....	13.38	65902.....	5.7	66687.....	3.9	67920.....	4.29	70750.....	4.28	76047.....	6.9	80475.....	7.9
64732.....	13.38	65937.....	9.4	66700.....	4.28	67925.....	4.29	70755.....	4.28	76052.....	6.9	80480.....	6.6
64732.....	13.39	65942.....	9.4	66705.....	4.28	67935.....	4.29	70760.....	4.28	76057.....	6.9	80485.....	6.6
64732.....	13.41	65950.....	4.6	66710.....	4.28	67945.....	4.29	70830.....	4.12	76067.....	6.9	80500.....	6.6
64732.....	13.43	65955.....	4.6	66732.....	13.41	67955.....	4.29	70835.....	4.12	76072.....	6.9	80505.....	6.6
64737.....	13.38	65960.....	4.6	66732.....	13.43	68160.....	4.16	71687.....	3.11	76077.....	6.9	80510.....	6.6
64737.....	13.39	65965.....	4.6	66737.....	3.15	68160.....	4.19	71692.....	3.11	76082.....	6.9	80515.....	6.6



**Catalog No./Page**

80520.....	6.6	85830.....	4.7	92457.....	4.23	92530.....	13.19	93707.....	3.13	97050.....	4.25	98265.....	6.7
81280.....	7.7	85835.....	4.7	92457.....	4.24	92530.....	13.21	93712.....	3.12	97065.....	4.16	98270.....	6.7
81490.....	6.4	85850.....	4.3	92457.....	4.27	92530.....	13.23	93712.....	3.13	97065.....	4.19	98275.....	6.7
81495.....	6.4	85855.....	4.3	92460.....	13.19	92530.....	13.25	93717.....	3.12	97065.....	4.23	98280.....	6.7
81500.....	6.4	85865.....	4.3	92460.....	13.21	92535.....	13.19	93717.....	3.13	97065.....	4.25	98290.....	6.7
81505.....	6.4	85870.....	4.3	92460.....	13.23	92535.....	13.23	93722.....	3.12	97070.....	4.16	98295.....	6.7
82832.....	13.38	85957.....	13.53	92460.....	13.24	92540.....	13.19	93722.....	3.13	97070.....	4.19	98690.....	6.7
82837.....	13.39	85962.....	13.53	92462.....	4.19	92540.....	13.21	93727.....	3.12	97070.....	4.23	98695.....	6.7
82842.....	13.40	85987.....	13.52	92462.....	4.21	92540.....	13.23	93727.....	3.13	97070.....	4.25	98700.....	6.7
82852.....	13.40	86127.....	3.14	92462.....	4.23	92540.....	13.25	93732.....	3.12	97075.....	4.16	98705.....	6.7
83037.....	8.5	86127.....	3.15	92462.....	4.24	92545.....	13.19	93732.....	3.13	97075.....	4.19	98710.....	6.7
83080.....	3.3	86902.....	1.6	92462.....	4.27	92545.....	13.21	93737.....	3.12	97075.....	4.23	98715.....	6.7
83085.....	3.3	86907.....	1.6	92465.....	13.19	92545.....	13.23	93737.....	3.13	97075.....	4.25	98720.....	6.7
83140.....	3.7	86912.....	1.6	92465.....	13.21	92545.....	13.25	93742.....	3.12	97080.....	4.16	99545.....	4.29
83145.....	3.3	86917.....	1.6	92465.....	13.23	92550.....	13.19	93742.....	3.13	97080.....	4.19		
83150.....	3.3	86922.....	1.6	92465.....	13.24	92550.....	13.21	93747.....	3.12	97080.....	4.23		
83165.....	3.3	86927.....	1.6	92467.....	4.19	92550.....	13.23	93747.....	3.13	97080.....	4.25		
83170.....	3.3	86932.....	1.6	92467.....	4.21	92550.....	13.25	93757.....	5.3	97212.....	3.17		
83235.....	3.18	87107.....	7.4	92467.....	4.23	92555.....	13.19	93785.....	7.6	97365.....	4.16		
83240.....	3.17	87577.....	13.15	92467.....	4.24	92555.....	13.21	93790.....	7.6	97365.....	4.21		
83290.....	3.17	87577.....	13.17	92467.....	4.27	92555.....	13.23	93907.....	1.9	97375.....	4.4		
83295.....	3.17	87582.....	13.15	92470.....	13.19	92555.....	13.25	93912.....	1.9	97415.....	4.17		
83302.....	6.8	87582.....	13.17	92470.....	13.21	92560.....	13.21	93917.....	1.9	97420.....	4.17		
83307.....	6.8	87587.....	13.15	92470.....	13.23	92560.....	13.23	93922.....	1.9	97457.....	14.16		
83317.....	6.8	87587.....	13.17	92470.....	13.24	92560.....	13.25	94220.....	4.29	97787.....	3.14		
83322.....	6.8	87592.....	13.15	92475.....	13.21	92585.....	4.6	94492.....	13.29	97832.....	12.7		
83327.....	6.8	87592.....	13.17	92475.....	13.23	92590.....	4.6	94682.....	3.12	97832.....	12.8		
83337.....	6.8	87597.....	13.15	92475.....	13.24	92595.....	4.6	94682.....	3.13	97852.....	12.7		
83347.....	6.8	87597.....	13.17	92480.....	13.21	92600.....	4.6	94687.....	3.12	97852.....	12.8		
83350.....	8	88232.....	5.3	92480.....	13.23	92605.....	4.6	94687.....	3.13	97882.....	4.1		
83380.....	2.5	88260.....	3.18	92480.....	13.24	92607.....	13.15	95732.....	13.18	97882.....	4.10		
83407.....	13.11	88680.....	7.10	92485.....	13.19	92610.....	4.6	95737.....	13.18	97882.....	4.19		
83417.....	13.11	89400.....	13.11	92485.....	13.21	92660.....	1.6	95737.....	13.19	98030.....	13.31		
83435.....	4.5	89400.....	13.13	92485.....	13.23	92665.....	1.6	95782.....	5.8	98030.....	13.33		
83450.....	4.5	89400.....	13.27	92485.....	13.25	92670.....	1.6	95792.....	13.19	98030.....	13.35		
83455.....	4.5	89405.....	13.11	92490.....	13.19	92675.....	1.6	95797.....	13.19	98035.....	13.31		
83460.....	4.5	89405.....	13.13	92490.....	13.21	92680.....	1.6	95802.....	13.19	98035.....	13.33		
83465.....	4.5	89405.....	13.27	92490.....	13.23	92682.....	13.15	95807.....	13.19	98035.....	13.35		
83470.....	4.5	89410.....	13.13	92490.....	13.25	92685.....	1.6	95812.....	13.19	98040.....	13.31		
83475.....	4.5	89435.....	1.4	92495.....	13.19	92687.....	13.15	95822.....	13.19	98040.....	13.33		
83480.....	4.5	89440.....	1.4	92495.....	13.21	92687.....	13.17	95847.....	13.11	98040.....	13.35		
83485.....	4.5	89445.....	1.4	92495.....	13.23	92690.....	4.5	95872.....	6.6	98045.....	13.31		
83557.....	13.24	90107.....	1.3	92495.....	13.25	92695.....	4.5	95877.....	6.6	98045.....	13.33		
83567.....	6.8	90117.....	1.3	92500.....	13.19	92700.....	4.5	96032.....	6.6	98045.....	13.35		
83572.....	6.8	90122.....	1.3	92500.....	13.21	92705.....	4.5	96037.....	13.11	98050.....	13.29		
83997.....	6.9	90127.....	1.3	92500.....	13.23	92710.....	4.5	96037.....	13.13	98055.....	13.29		
84002.....	6.9	90702.....	13.53	92500.....	13.25	92715.....	4.5	96037.....	13.27	98060.....	13.29		
84007.....	6.9	90707.....	13.53	92505.....	13.19	92805.....	13.21	96372.....	2.5	98072.....	13.11		
84012.....	6.9	90995.....	3.3	92505.....	13.21	92805.....	13.23	96372.....	5.8	98072.....	13.13		
84097.....	4.19	91027.....	13.32	92505.....	13.23	92805.....	13.25	96397.....	3.18	98170.....	6.7		
84295.....	13.36	91032.....	13.32	92505.....	13.25	92810.....	13.21	96497.....	4.21	98175.....	6.7		
84325.....	13.27	91037.....	13.15	92510.....	13.19	92810.....	13.23	96502.....	4.21	98180.....	6.7		
84332.....	4.11	91037.....	13.17	92510.....	13.21	92810.....	13.25	96507.....	4.21	98185.....	6.7		
84337.....	4.11	91042.....	13.15	92510.....	13.23	92880.....	13.21	96517.....	4.21	98190.....	6.7		
84417.....	9.3	91042.....	13.17	92510.....	13.25	92880.....	13.23	96720.....	4.8	98195.....	6.7		
84427.....	6.2	91047.....	13.19	92515.....	13.19	92880.....	13.25	96725.....	4.10	98200.....	6.7		
84427.....	6.3	91142.....	4.19	92515.....	13.21	92885.....	13.21	96967.....	12.35	98205.....	6.7		
84532.....	4.19	91192.....	6.9	92515.....	13.23	92885.....	13.23	96982.....	5.8	98210.....	6.7		
84532.....	4.21	91322.....	4.19	92515.....	13.25	92885.....	13.25	96987.....	5.8	98215.....	6.7		
84532.....	4.22	92095.....	13.27	92520.....	13.19	93287.....	4.21	96992.....	5.8	98220.....	6.7		
84532.....	4.23	92100.....	13.27	92520.....	13.21	93387.....	12.7	96997.....	5.8	98225.....	6.7		
84532.....	4.25	92437.....	5.3	92520.....	13.23	93387.....	12.8	97045.....	4.19	98230.....	6.7		
84537.....	4.19	92442.....	5.3	92520.....	13.25	93492.....	3.12	97045.....	4.22	98235.....	6.7		
84537.....	4.21	92447.....	5.3	92525.....	13.19	93497.....	5.3	97045.....	4.23	98240.....	6.7		
84537.....	4.22	92452.....	5.3	92525.....	13.21	93557.....	13.18	97045.....	4.25	98250.....	6.7		
84537.....	4.23	92457.....	4.19	92525.....	13.23	93642.....	5.3	97050.....	4.19	98255.....	6.7		
84537.....	4.25	92457.....	4.21	92525.....	13.25	93707.....	3.12	97050.....	4.23	98260.....	6.7		

## TERMS AND CONDITIONS OF SALE

Ridge Tool Company is herein referred to as "Ridge" and the customer or person or entity purchasing goods or services (hereinafter collectively referred to as "Goods") is referred to as the "Buyer". These Terms and Conditions, any price list or schedule, quotation, acknowledgment or invoice from Ridge relevant to the sale of the Goods and all documents incorporated by specific reference therein, constitute the complete and exclusive statement of the terms of the agreement governing the sale of Goods by Ridge to Buyer. Buyer's acceptance of the Goods will manifest Buyer's assent to these terms and conditions without variation or addition. Any different or additional terms in Buyer's purchase order or other Buyer documents are hereby objected to. Ridge reserves the right in its sole discretion to refuse orders.

1. PRICES: Unless a fixed price is quoted, the price at which this order is accepted is subject to adjustment to Ridge's price in effect at the time of order.

2. TERMS OF PAYMENT: Terms are stated on Ridge's invoice in U.S. currency. Ridge shall have the right, among other remedies, either to terminate this agreement or to suspend further performance under this and/or other agreements with the Buyer in the event Buyer fails to make any payment when due, which other agreements Buyer and Seller hereby amend accordingly, or Ridge otherwise deems itself insecure. Buyer shall be liable for all expenses, including attorneys' fees, relating to the collection of past due amounts. Should Buyer's financial responsibility become unsatisfactory to Ridge, cash payments or security satisfactory to Ridge may be required by Ridge for future deliveries and for the goods theretofore delivered. If such cash payment or security is not provided, in addition to Ridge's other rights and remedies, Ridge may discontinue deliveries.

3. SHIPMENT AND DELIVERY: Unless otherwise expressly provided, shipments are made F.O.B. Ridge's shipping point. Risk of loss or damage and responsibility shall pass from Ridge to Buyer upon delivery to and receipt by common carrier. Any claims for shortages or damages suffered in transit are the responsibility of Buyer and shall be submitted by the Buyer directly to the carrier. Shortages or damages must be acknowledged and signed for at the time of delivery. While Ridge will use all reasonable commercial efforts to maintain the delivery date(s) acknowledged or quoted by Ridge, all shipping dates are approximate and not guaranteed. Ridge reserves the right to make partial shipments. Ridge, at its option, shall not be bound to tender delivery of any Goods for which Buyer has not provided shipping instructions. If the shipment of the Goods is postponed or delayed by Buyer for any reason, Buyer agrees to reimburse Ridge for any and all handling and storage costs and other additional expenses resulting therefrom. All claims for shipping errors, lost shipments or any other discrepancies must be made within ninety (90) days or they will be disallowed and deemed waived.

4. RIDGE WARRANTY: Ridge covers its products with a LIFETIME WARRANTY against defects in material or workmanship for the life of the tool. Pipe or drain cleaning tools, rods and cable, are not covered by this warranty and are considered expendable material. To take advantage of this warranty, the complete product must be delivered prepaid to RIDGE TOOL COMPANY or any RIDGE AUTHORIZED SERVICE CENTER. Pipe wrenches and other hand tools should be returned to place of purchase. Obviously, failures due to misuse, abuse, or normal wear and tear are not covered by this warranty. NO OTHER WARRANTY, WRITTEN OR ORAL, APPLIES. No employee, agent, dealer, or other person is authorized to give any warranty on behalf of Ridge. Warranted products will be repaired or replaced at our option at no charge and returned via prepaid transportation. Such replacement or repair is the exclusive remedy available from Ridge. Ridge is not liable for damage of any sort, including without limitation incidental and consequential damages.

This warranty shall not apply to any Goods which:

a. Have been repaired or altered outside Ridge's factory (or Authorized Service Center) or in any manner so as, in Ridge's judgment, to affect its serviceability or proper operation.

b. Have been subjected by persons other than Ridge (or Authorized Service Center) to improper handling, operation, maintenance, repair or alteration.

c. Have been subjected to misuse, negligence, improper installation or accident. Ridge's obligation under this warranty, and the Buyer's exclusive remedy for the breach thereof, shall be limited to, at Ridge's option, repair or replacement of any allegedly defective Goods or issuance of credit. Ridge requires the return of any allegedly defective Goods, transportation prepaid, before honoring any claim. All returned Goods are subject to inspection, and if examination does not disclose any defect covered by this warranty, replacement of such Goods or issuance of credit for same will not be approved.

THE FOREGOING CONSTITUTES RIDGE'S SOLE WARRANTY RESPONSIBILITY AND BUYER'S EXCLUSIVE REMEDY WHETHER SOUNDING IN TORT, CONTRACT, STRICT LIABILITY OR OTHERWISE, EXCEPT AS OTHERWISE EXPRESSLY SET FORTH IN THIS AGREEMENT. THERE ARE NO OTHER WARRANTIES, EXPRESS OR IMPLIED, WHETHER OF MERCHANTABILITY, FITNESS FOR A PARTICULAR PURPOSE, OR OTHERWISE. RIDGE SHALL NOT BE LIABLE FOR ANY SPECIAL, INDIRECT, INCIDENTAL OR CONSEQUENTIAL DAMAGES OF ANY CHARACTER IN CONNECTION WITH THE SALE, RESALE OR USE OF THE GOODS.

This warranty extends only to persons or organizations who purchase the Goods from Ridge for resale.

5. LIMITATION OF REMEDY AND LIABILITY: THE SOLE AND EXCLUSIVE REMEDY FOR BREACH OF ANY WARRANTY HEREUNDER SHALL BE LIMITED TO REPAIR, CORRECTION, REPLACEMENT OR CREDIT UNDER SECTION 4.

RIDGE SHALL NOT BE LIABLE FOR DAMAGES CAUSED BY DELAY IN PERFORMANCE, AND IN NO EVENT, REGARDLESS OF THE FORM OF THE CLAIM OR CAUSE OF ACTION (WHETHER BASED IN CONTRACT, INFRINGEMENT, NEGLIGENCE, STRICT LIABILITY, OTHER TORT OR OTHERWISE), SHALL RIDGE'S LIABILITY TO BUYER AND/OR ITS CUSTOMERS EXCEED THE PRICE PAID BY BUYER FOR THE SPECIFIC GOODS GIVING RISE TO THE CLAIM OR CAUSE OF ACTION, AND BUYER SHALL INDEMNIFY RIDGE FOR ANY DAMAGES IN EXCESS THEREOF. BUYER AGREES THAT IN NO EVENT SHALL RIDGE'S LIABILITY TO BUYER AND/OR ITS CUSTOMERS INCLUDE INCIDENTAL, CONSEQUENTIAL OR PUNITIVE DAMAGES, WHICH ARE WAIVED BY BUYER AND AS TO WHICH BUYER SHALL INDEMNIFY RIDGE. The term "consequential damages" shall include, but not be limited to, loss of anticipated profits, business interruption, loss of use of revenue, cost of capital or loss of or damage to property or equipment, or loss of reputation. Further, Buyer shall indemnify and hold Ridge harmless from any liability to Buyer, Buyer's employees, workers, contractors or any other persons arising out of Buyer's, or any other persons' use of the Goods. All instructions and warnings supplied by Ridge will be passed on to those persons who use the Goods. Ridge's Goods are to be used in their recommended applications and all warning labels adhered to the Goods by Ridge shall be left intact.

6. EXCUSE OF PERFORMANCE (FORCE MAJEURE): Ridge shall not be liable for delays in performance or for non-performance due to acts of God; acts of Buyer; war; fire; flood; weather; sabotage; strikes, labor disputes, civil disturbances or riots; governmental requests, restrictions, allocations, laws, regulations, orders or actions; unavailability of or delays in transportation; default of suppliers; or unforeseen circumstances or events beyond Ridge's reasonable control. Deliveries or other performance may be suspended for an appropriate period of time or cancelled by Ridge upon notice to Buyer in the event of any of the foregoing, but the balance of this agreement shall otherwise remain unaffected.

If Ridge determines that its ability to supply the total demand for the Goods, or to obtain material used directly or indirectly in the manufacture of the Goods, is hindered, limited or made impracticable due to causes set forth herein, Ridge may allocate its available supply of the Goods or such material (without obligation to acquire other supplies of any such Goods or materials) among itself and its purchasers on such basis as Ridge determines to be equitable without liability for any failure of performance which may result therefrom.

7. CHANGES: Ridge reserves the right to change designs and specifications for standard Goods without prior notice to Buyer, but not with respect to custom Goods being made for Buyer. Ridge shall have no obligation to install or make such change in any Goods manufactured prior to the date of such change.

8. ASSIGNMENT: Buyer shall not assign its rights or delegate its duties hereunder or any interest herein without the prior written consent of Ridge, and any such assignment, without such consent, shall be void.

9. INSTALLATION: Buyer shall be responsible for receiving, inspecting, testing, storing, installing, starting up and maintaining all Goods.

10. INSPECTION/TESTING: Buyer, at its expense, agrees that it will promptly inspect the Goods upon receipt thereof, and in no event later than thirty (30) days from the date of receipt of the Goods. Buyer shall deliver to Ridge within fifteen (15) days of inspection, but in no event later than forty-five (45) days from the date of receipt of the Goods, written notice of any and all deficiencies, defects, variations from specifications or complaints of any kind with respect to the quantity, quality, condition, shipment, performance, price or appearance of the Goods so received by Buyer. In the event no such written notice is received by Ridge, Buyer shall be deemed conclusively to have inspected and accepted all such Goods unconditionally and to have waived any and all rights and claims, including without limitation any right to reject the Goods or to claim damages in respect thereof. Buyer may not return Goods without first advising Ridge of the reasons therefore, obtaining from Ridge a material authorization number and observing such instructions as Ridge may give in authorizing such return.

11. SERVICES: If this agreement requires Ridge to perform or provide any services, Ridge (including without limitation its successors, assigns, agents or any person or entity acting at Ridge's direction) shall not be responsible for any damages, claims, liabilities or expenses of any nature arising out of such services.

12. U.S. EXPORT CONTROL LAWS: All Goods sold to Buyer by Ridge hereunder are subject to U.S. Export Control Laws. Buyer hereby agrees not to re-sell or divert any goods contrary to such laws.

13. SELLER/CONTRACTOR shall comply with all applicable federal, state or local laws, rules, regulations, or orders. Seller/Contractor shall comply with Executive Order 11246, as amended by the Executive Order 11375, and the applicable provisions of the Office of Federal Contract Compliance Programs (OFCCP), 41 CFR Part 60, which are incorporated herein by this reference.

14. MISCELLANEOUS: These terms and conditions supersede all other communications, negotiations and prior oral or written statements regarding the subject matter hereof. No change, modification, rescission, discharge, abandonment, or waiver of these terms and conditions shall be binding upon Ridge unless made in writing and signed on its behalf by its duly authorized representative. No conditions, usage or trade, course of dealing or performance, understanding or agreement purporting to modify, vary, explain, or supplement these terms and conditions shall be binding unless hereafter made in writing and signed by Seller. No modification shall be effected by Ridge's receipt or acceptance of Buyer's purchase orders, shipping instruction forms, or other documentation containing terms at variance with or in addition to those set forth herein, all of which are objected to by Ridge. No waiver by Ridge with respect to any breach or default of any right or remedy and no course of dealing, shall be deemed to constitute a continuing waiver of any other breach or default of any other right or remedy, unless such waiver be expressed in writing and signed by Ridge. All typographical or clerical errors made by Ridge in any quotation, acknowledgment or publication are subject to correction.

The validity, performance, and all other matters relating to the interpretation and effect of this agreement shall be governed by the laws of the state of Ohio without regard to its conflict of law principles. Buyer and Ridge agree that the proper venue for all actions arising in connection herewith shall be only in Ohio and the parties agree to submit to such jurisdiction. No action, regardless of form, arising out of transactions relating to this contract, may be brought by either party more than two (2) years after the cause of action has accrued. Further, the United Nations Convention on the International Sale of Goods (1980) (as amended from time to time) shall not apply to this Purchase Order or any transactions relating thereto.

INNOVATION  
TECHNOLOGY  
TRADITION  
CONFIDENCE  
**RIDGID**

