

TITANFX™

MULTI-RATED RUN CAPACITOR

INSTALLATION INSTRUCTIONS

INSTALLATION INSTRUCTIONS

- Determine the capacitance required for the motor(s) or compressor(s) being operated.
- Refer to chart for correct configuration.
- Use jumper wires to make correct values.
- Use the pen provided in the box to record the values you have used on the capacitor.
- Secure the capacitor to the motor using original mountings or zip ties. CAUTION: It is important for proper operation that the capacitor is adequately ventilated. Do not mount in the cardboard packaging or in any manner that insulates the capacitor or restricts air flow around it.
- Connect leads from the motor(s) to the capacitor. If two motors, the common (black) terminal ONLY should be used for both.

INSTRUCCIONES

- Determinar la capacidad requerida para el motor(es) o compresor(es) que esta operando.
- Consulte la configuración correcta en la esquema.
- Utilice los cables de conexión para obtener el/los valor(es) correcto(s).
- Utilice el bolígrafo para registrar los valores que ha utilizado en las casillas correspondientes que aparecen en el capacitor.
- Asegure el capacitor al motor utilizando montajes originales o bridas. PRECAUCIÓN: Es importante para la operación adecuada que el capacitor esté adecuadamente ventilado. No lo monte en el cartón ni de ninguna manera que aisle el condensador o restrinja el flujo de aire a su alrededor.
- Conecte el cable de el/los motor(es) al de el/los capacitor(es). Si son dos motores, el terminal común (negro) puede SOLO ser utilizado para ambos motores.

TFX17.5

Connect across Common Terminal and Jumped Terminal(s)

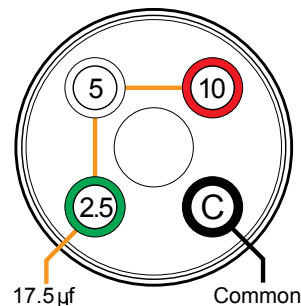
SINGLE

Total	Terminal
2.5	2.5
5	5
7.5	2.5 ~ 5
10	10
12.5	2.5 ~ 10
15	5 ~ 10
17.5	2.5 ~ 5 ~ 10

DUAL

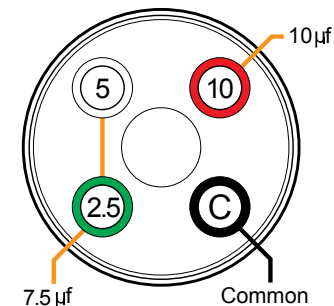
Total	Terminal(s)
2.5+5	(2.5)+(5)
2.5+10	(2.5)+(10)
2.5+15	(2.5)+(5 ~ 10)
5+10	(5)+(10)
5+12.5	(5)+(2.5 ~ 10)
7.5+10	(2.5 ~ 5)+(10)

Example of a single-rated wiring configuration



~ = jumper wire connection

Example of a dual-rated wiring configuration



~ = jumper wire connection

TFX45

Connect across Common Terminal and Jumped Terminal(s)

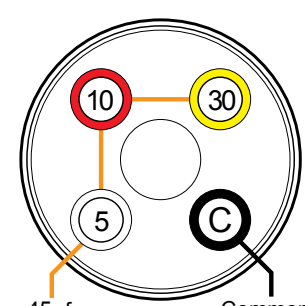
SINGLE

Total	Terminal
5	5
10	10
15	5 ~ 10
30	30
35	5 ~ 30
40	10 ~ 30
45	5 ~ 10 ~ 30

DUAL

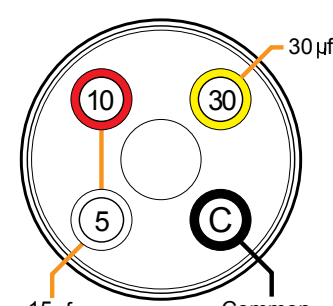
Total	Terminal(s)
5+10	(5)+(10)
5+30	(5)+(30)
5+40	(5)+(10 ~ 30)
10+30	(10)+(30)
10+35	(10)+(5 ~ 30)
15+30	(5 ~ 10)+(30)

Example of a single-rated wiring configuration



~ = jumper wire connection

Example of a dual-rated wiring configuration



~ = jumper wire connection

TFX50

Connect across Common Terminal and Jumped Terminal(s)

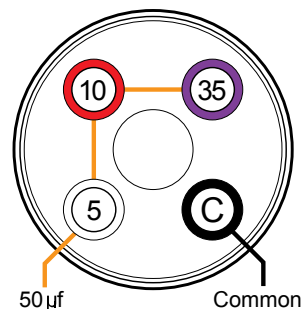
SINGLE

Total	Terminal
5	5
10	10
15	5 ~ 10
35	35
40	5 ~ 35
45	10 ~ 35
50	5 ~ 10 ~ 35

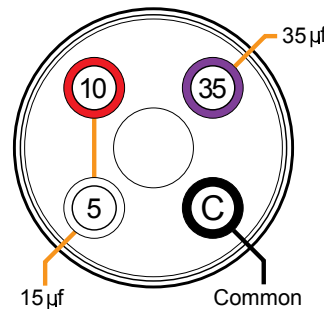
DUAL

Total	Terminal(s)
5+10	(5)+(10)
5+35	(5)+(35)
5+45	(5)+(10 ~ 35)
10+35	(10)+(35)
10+40	(10)+(5 ~ 35)
15+35	(5 ~ 10)+(35)

Example of a single-rated wiring configuration



Example of a dual-rated wiring configuration



~ = jumper wire connection

~ = jumper wire connection

TFX60

Connect across Common Terminal and Jumped Terminal(s)

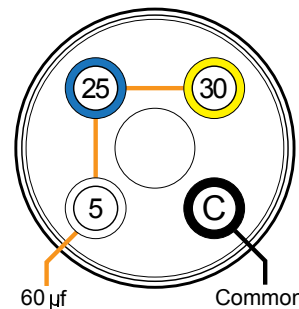
SINGLE

Total	Terminal
5	5
25	25
30	30 &/or 5 ~ 25
35	5 ~ 30
55	25 ~ 30
60	5 ~ 25 ~ 30

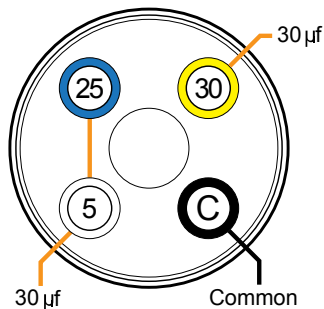
DUAL

Total	Terminal(s)
5+25	(5)+(25)
5+30	(5)+(30)
5+55	(5)+(25 ~ 30)
25+30	(25)+(30)
25+35	(25)+(5 ~ 30)
30+30	(5 ~ 25)+(30)

Example of a single-rated wiring configuration



Example of a dual-rated wiring configuration



~ = jumper wire connection

~ = jumper wire connection

TFX65

Connect across Common Terminal and Jumped Terminal(s)

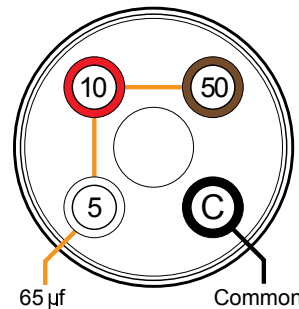
SINGLE

Total	Terminal
5	5
10	10
15	5 ~ 10
50	50
55	5 ~ 50
60	10 ~ 50
65	5 ~ 10 ~ 50

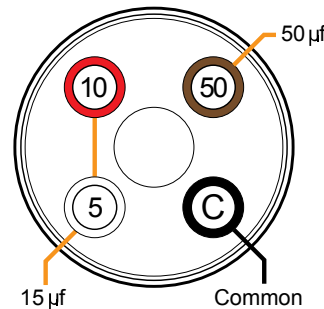
DUAL

Total	Terminal(s)
5+10	(5)+(10)
5+50	(5)+(50)
5+60	(5)+(10 ~ 50)
10+50	(10)+(50)
10+55	(10)+(5 ~ 50)
15+50	(5 ~ 10)+(50)

Example of a single-rated wiring configuration



Example of a dual-rated wiring configuration



~ = jumper wire connection

~ = jumper wire connection

TFX85

Connect across Common Terminal and Jumped Terminal(s)

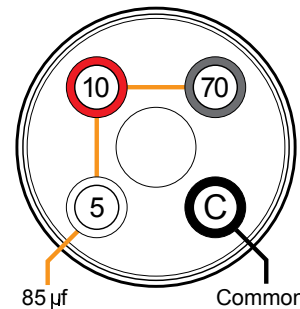
SINGLE

Total	Terminal
5	5
10	10
15	5 ~ 10
70	70
75	5 ~ 70
80	10 ~ 70
85	5 ~ 10 ~ 70

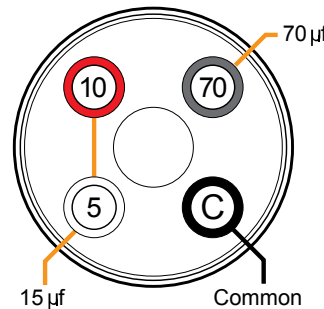
DUAL

Total	Terminal(s)
5+10	(5)+(10)
5+70	(5)+(70)
5+80	(5)+(10 ~ 70)
10+70	(10)+(70)
10+75	(10)+(5 ~ 70)
15+70	(5 ~ 10)+(70)

Example of a single-rated wiring configuration



Example of a dual-rated wiring configuration



~ = jumper wire connection

~ = jumper wire connection