



Hercules Climate Smooth

HCC Holdings, Inc. an Oatey Affiliate

Version No: 1.5.13.10

Safety Data Sheet according to OSHA HazCom Standard (2012) requirements

Issue Date: 09/16/2021

Print Date: 09/16/2021

S.GHS.USA.EN

SECTION 1 Identification

Product Identifier

Product name	Hercules Climate Smooth
Synonyms	Not Available
Proper shipping name	Zinc chloride, solution
Other means of identification	10608, 10616, 10619, 10621

Recommended use of the chemical and restrictions on use

Relevant identified uses	Flux for joining copper tubing and pipe
--------------------------	-----------------------------------------

Name, address, and telephone number of the chemical manufacturer, importer, or other responsible party

Registered company name	HCC Holdings, Inc. an Oatey Affiliate
Address	4700 West 160th Street Cleveland, OH 44135 United States
Telephone	216-267-7100
Fax	Not Available
Website	Not Available
Email	info@oatey.com

Emergency phone number

Association / Organisation	Chemtrec
Emergency telephone numbers	1-800-424-9300 (Outside the US 1-703-527-3887)
Other emergency telephone numbers	Emergency First Aid: 1-877-740-5015


SECTION 2 Hazard(s) identification

Classification of the substance or mixture

Classification	Skin Corrosion/Irritation Category 1B, Serious Eye Damage/Eye Irritation Category 1
----------------	-------------------------------------------------------------------------------------

Label elements

Hercules Climate Smooth

Hazard pictogram(s)	
----------------------------	-----------------------------------------------------------------------------------

Signal word	Danger
--------------------	---------------

Hazard statement(s)

	Causes severe skin burns and eye damage.
--	------------------------------------------

Hazard(s) not otherwise classified

Not Applicable

Precautionary statement(s) Prevention

	Do not breathe mist/vapours/spray.
	Wash all exposed external body areas thoroughly after handling.
	Wear protective gloves, protective clothing, eye protection and face protection.

Precautionary statement(s) Response

	IF SWALLOWED: Rinse mouth. Do NOT induce vomiting.
	IF ON SKIN (or hair): Take off immediately all contaminated clothing. Rinse skin with water/shower.
	IF IN EYES: Rinse cautiously with water for several minutes. Remove contact lenses, if present and easy to do. Continue rinsing.
	Immediately call a POISON CENTER/doctor/physician/first aider.
	Wash contaminated clothing before reuse.
	IF INHALED: Remove person to fresh air and keep comfortable for breathing.

Precautionary statement(s) Storage

	Store locked up.
--	------------------

Precautionary statement(s) Disposal

	Dispose of contents/container to authorised hazardous or special waste collection point in accordance with any local regulation.
--	----------------------------------------------------------------------------------------------------------------------------------

SECTION 3 Composition / information on ingredients**Substances**

See section below for composition of Mixtures

Mixtures

CAS No	%[weight]	Name
7646-85-7*	10-30	<u>zinc chloride</u>
12125-02-9	1-5	<u>ammonium chloride</u>
64742-70-7*	15-40	<u>Paraffin Oils (petroleum) catalytic dewaxed heavy</u>
8009-03-8.	30-60	<u>petrolatum</u>

The specific chemical identity and/or exact percentage (concentration) of composition has been withheld as a trade secret.

SECTION 4 First-aid measures**Description of first aid measures**

Eye Contact	<p>If this product comes in contact with the eyes:</p> <ul style="list-style-type: none"> ▶ Immediately hold eyelids apart and flush the eye continuously with running water. ▶ Ensure complete irrigation of the eye by keeping eyelids apart and away from eye and moving the eyelids by occasionally lifting the upper and lower lids. ▶ Continue flushing until advised to stop by the Poisons Information Centre or a doctor, or for at least 15 minutes. ▶ Transport to hospital or doctor without delay.
--------------------	-----------------------------------------------------------------------------------------------------------------------------------------------------------------------------------------------------------------------------------------------------------------------------------------------------------------------------------------------------------------------------------------------------------------------------------------------------------------------------------------------------------------------------------------------------------

Continued...

Hercules Climate Smooth

	<ul style="list-style-type: none"> ▶ Removal of contact lenses after an eye injury should only be undertaken by skilled personnel.
Skin Contact	<p>If skin or hair contact occurs:</p> <ul style="list-style-type: none"> ▶ Immediately flush body and clothes with large amounts of water, using safety shower if available. ▶ Quickly remove all contaminated clothing, including footwear. ▶ Wash skin and hair with running water. Continue flushing with water until advised to stop by the Poisons Information Centre. ▶ Transport to hospital, or doctor.
Inhalation	<ul style="list-style-type: none"> ▶ If fumes or combustion products are inhaled remove from contaminated area. ▶ Lay patient down. Keep warm and rested. ▶ Prostheses such as false teeth, which may block airway, should be removed, where possible, prior to initiating first aid procedures. ▶ Apply artificial respiration if not breathing, preferably with a demand valve resuscitator, bag-valve mask device, or pocket mask as trained. Perform CPR if necessary. ▶ Transport to hospital, or doctor. ▶ Inhalation of vapours or aerosols (mists, fumes) may cause lung oedema. ▶ Corrosive substances may cause lung damage (e.g. lung oedema, fluid in the lungs). ▶ As this reaction may be delayed up to 24 hours after exposure, affected individuals need complete rest (preferably in semi-recumbent posture) and must be kept under medical observation even if no symptoms are (yet) manifested. ▶ Before any such manifestation, the administration of a spray containing a dexamethasone derivative or beclomethasone derivative may be considered. <p>This must definitely be left to a doctor or person authorised by him/her. (ICSC13719)</p>
Ingestion	<ul style="list-style-type: none"> ▶ For advice, contact a Poisons Information Centre or a doctor at once. ▶ Urgent hospital treatment is likely to be needed. ▶ If swallowed do NOT induce vomiting. ▶ If vomiting occurs, lean patient forward or place on left side (head-down position, if possible) to maintain open airway and prevent aspiration. ▶ Observe the patient carefully. ▶ Never give liquid to a person showing signs of being sleepy or with reduced awareness; i.e. becoming unconscious. ▶ Give water to rinse out mouth, then provide liquid slowly and as much as casualty can comfortably drink. ▶ Transport to hospital or doctor without delay.

Most important symptoms and effects, both acute and delayed

See Section 11

Indication of any immediate medical attention and special treatment needed

Treat symptomatically.
for corrosives:

BASIC TREATMENT

- ▶ Establish a patent airway with suction where necessary.
- ▶ Watch for signs of respiratory insufficiency and assist ventilation as necessary.
- ▶ Administer oxygen by non-rebreather mask at 10 to 15 l/min.
- ▶ Monitor and treat, where necessary, for pulmonary oedema .
- ▶ Monitor and treat, where necessary, for shock.
- ▶ Anticipate seizures.
- ▶ Where eyes have been exposed, flush immediately with water and continue to irrigate with normal saline during transport to hospital.
- ▶ **DO NOT** use emetics. Where ingestion is suspected rinse mouth and give up to 200 ml water (5 ml/kg recommended) for dilution where patient is able to swallow, has a strong gag reflex and does not drool.
- ▶ Skin burns should be covered with dry, sterile bandages, following decontamination.
- ▶ **DO NOT** attempt neutralisation as exothermic reaction may occur.

ADVANCED TREATMENT

- ▶ Consider orotracheal or nasotracheal intubation for airway control in unconscious patient or where respiratory arrest has occurred.
- ▶ Positive-pressure ventilation using a bag-valve mask might be of use.
- ▶ Monitor and treat, where necessary, for arrhythmias.
- ▶ Start an IV D5W TKO. If signs of hypovolaemia are present use lactated Ringers solution. Fluid overload might create complications.
- ▶ Drug therapy should be considered for pulmonary oedema.
- ▶ Hypotension with signs of hypovolaemia requires the cautious administration of fluids. Fluid overload might create complications.
- ▶ Treat seizures with diazepam.
- ▶ Proparacaine hydrochloride should be used to assist eye irrigation.

EMERGENCY DEPARTMENT

- ▶ Laboratory analysis of complete blood count, serum electrolytes, BUN, creatinine, glucose, urinalysis, baseline for serum aminotransferases (ALT and AST), calcium, phosphorus and magnesium, may assist in establishing a treatment regime.
- ▶ Positive end-expiratory pressure (PEEP)-assisted ventilation may be required for acute parenchymal injury or adult respiratory distress syndrome.

Continued...

Hercules Climate Smooth

- ▶ Consider endoscopy to evaluate oral injury.
- ▶ Consult a toxicologist as necessary.

BRONSTEIN, A.C. and CURRANCE, P.L. EMERGENCY CARE FOR HAZARDOUS MATERIALS EXPOSURE: 2nd Ed. 1994

SECTION 5 Fire-fighting measures

Extinguishing media

- ▶ Foam.
- ▶ Dry chemical powder.
- ▶ BCF (where regulations permit).
- ▶ Carbon dioxide.
- ▶ Water spray or fog - Large fires only.

Special hazards arising from the substrate or mixture

Fire Incompatibility	▶ Avoid contamination with oxidising agents i.e. nitrates, oxidising acids, chlorine bleaches, pool chlorine etc. as ignition may result
-----------------------------	------------------------------------------------------------------------------------------------------------------------------------------

Special protective equipment and precautions for fire-fighters

Fire Fighting	<ul style="list-style-type: none"> ▶ Alert Fire Department and tell them location and nature of hazard. ▶ Wear full body protective clothing with breathing apparatus. ▶ Prevent, by any means available, spillage from entering drains or water course. ▶ Use fire fighting procedures suitable for surrounding area. ▶ Do not approach containers suspected to be hot. ▶ Cool fire exposed containers with water spray from a protected location. ▶ If safe to do so, remove containers from path of fire. ▶ Equipment should be thoroughly decontaminated after use.
Fire/Explosion Hazard	<ul style="list-style-type: none"> ▶ Slight fire hazard when exposed to heat or flame. ▶ Heating may cause expansion or decomposition leading to violent rupture of containers. ▶ On combustion, may emit toxic fumes of carbon monoxide (CO). ▶ May emit acrid smoke. ▶ Mists containing combustible materials may be explosive. <p>Combustion products include: carbon dioxide (CO₂) other pyrolysis products typical of burning organic material. May emit corrosive fumes.</p>

SECTION 6 Accidental release measures

Personal precautions, protective equipment and emergency procedures

See section 8

Environmental precautions

See section 12

Methods and material for containment and cleaning up

Minor Spills	<ul style="list-style-type: none"> ▶ Drains for storage or use areas should have retention basins for pH adjustments and dilution of spills before discharge or disposal of material. ▶ Check regularly for spills and leaks. ▶ Clean up all spills immediately. ▶ Avoid breathing vapours and contact with skin and eyes. ▶ Control personal contact with the substance, by using protective equipment. ▶ Contain and absorb spill with sand, earth, inert material or vermiculite. ▶ Wipe up. ▶ Place in a suitable, labelled container for waste disposal.
Major Spills	<ul style="list-style-type: none"> ▶ Clear area of personnel and move upwind. ▶ Alert Fire Department and tell them location and nature of hazard. ▶ Wear full body protective clothing with breathing apparatus. ▶ Prevent, by any means available, spillage from entering drains or water course. ▶ Consider evacuation (or protect in place). Stop leak if safe to do so. ▶ Contain spill with sand, earth or vermiculite. ▶ Collect recoverable product into labelled containers for recycling. ▶ Neutralise/decontaminate residue (see Section 13 for specific agent). Collect solid residues and seal in labelled drums for disposal.

Continued...

Hercules Climate Smooth

- ▶ Wash area and prevent runoff into drains.
- ▶ After clean up operations, decontaminate and launder all protective clothing and equipment before storing and re-using.
- ▶ If contamination of drains or waterways occurs, advise emergency services.

Personal Protective Equipment advice is contained in Section 8 of the SDS.

SECTION 7 Handling and storage

Precautions for safe handling

Safe handling	<ul style="list-style-type: none"> ▶ Avoid all personal contact, including inhalation. ▶ Wear protective clothing when risk of exposure occurs. ▶ Use in a well-ventilated area. ▶ Avoid contact with moisture. ▶ Avoid contact with incompatible materials. ▶ When handling, DO NOT eat, drink or smoke. ▶ Keep containers securely sealed when not in use. ▶ Avoid physical damage to containers. ▶ Always wash hands with soap and water after handling. ▶ Work clothes should be laundered separately. Launder contaminated clothing before re-use. ▶ Use good occupational work practice. ▶ Observe manufacturer's storage and handling recommendations contained within this SDS. ▶ Atmosphere should be regularly checked against established exposure standards to ensure safe working conditions are maintained. ▶ DO NOT allow clothing wet with material to stay in contact with skin
Other information	<ul style="list-style-type: none"> ▶ Store in original containers. ▶ Keep containers securely sealed. ▶ Store in a cool, dry, well-ventilated area. ▶ Store away from incompatible materials and foodstuff containers. ▶ Protect containers against physical damage and check regularly for leaks. ▶ Observe manufacturer's storage and handling recommendations contained within this SDS.

Conditions for safe storage, including any incompatibilities

Suitable container	<ul style="list-style-type: none"> ▶ Lined metal can, lined metal pail/ can. ▶ Plastic pail. ▶ Polyliner drum. ▶ Packing as recommended by manufacturer. ▶ Check all containers are clearly labelled and free from leaks.
Storage incompatibility	<p>Ammonium chloride:</p> <ul style="list-style-type: none"> ▶ can be self-reactive - explosion may occur when closed containers are opened after long storage ▶ may react violently with water producing heat and hydrogen chloride ▶ reacts violently with boron trifluoride, boron pentafluoride, bromine trichloride, bromine trifluoride, iodine heptafluoride, potassium chlorate ▶ reacts with alkalis to produce toxic fumes of ammonia ▶ reacts with most common metals, silver and silver compounds ▶ mixtures with hydrogen cyanide may form explosive nitrogen trichloride ▶ is incompatible with alkalis, alkali carbonates, acids, salts of lead or silver ▶ may produce fumes which corrode metals under fire conditions. ▶ Dangerous goods of other classes.

SECTION 8 Exposure controls / personal protection

Control parameters

Occupational Exposure Limits (OEL)

INGREDIENT DATA

Source	Ingredient	Material name	TWA	STEL	Peak	Notes
US OSHA Permissible Exposure Limits (PELs) Table Z-1	zinc chloride	Zinc chloride fume	1 mg/m ³	Not Available	Not Available	Not Available
US NIOSH Recommended Exposure Limits (RELs)	zinc chloride	Zinc chloride fume	1 mg/m ³	2 mg/m ³	Not Available	Not Available

Continued...


Hercules Climate Smooth

Source	Ingredient	Material name	TWA	STEL	Peak	Notes
US ACGIH Threshold Limit Values (TLV)	zinc chloride	Zinc chloride fume	1 mg/m ³	2 mg/m ³	Not Available	Not Available
US NIOSH Recommended Exposure Limits (RELs)	ammonium chloride	Ammonium chloride fume	10 mg/m ³	20 mg/m ³	Not Available	Not Available
US ACGIH Threshold Limit Values (TLV)	ammonium chloride	Ammonium chloride, fume	10 mg/m ³	20 mg/m ³	Not Available	Not Available
US OSHA Permissible Exposure Limits (PELs) Table Z-1	Paraffin Oils (petroleum) catalytic dewaxed heavy	Oil mist, mineral	5 mg/m ³	Not Available	Not Available	Not Available
US ACGIH Threshold Limit Values (TLV)	Paraffin Oils (petroleum) catalytic dewaxed heavy	Mineral oil, excluding metal working fluids - Pure, highly and severely refined (Inhalable particulate matter)	5 mg/m ³	Not Available	Not Available	A4
US ACGIH Threshold Limit Values (TLV)	Paraffin Oils (petroleum) catalytic dewaxed heavy	Mineral oil, excluding metal working fluids - Poorly and mildly refined	Not Available	Not Available	Not Available	A2
US OSHA Permissible Exposure Limits (PELs) Table Z-1	petrolatum	Oil mist, mineral	5 mg/m ³	Not Available	Not Available	Not Available
US ACGIH Threshold Limit Values (TLV)	petrolatum	Mineral oil, excluding metal working fluids - Poorly and mildly refined	Not Available	Not Available	Not Available	A2
US ACGIH Threshold Limit Values (TLV)	petrolatum	Mineral oil, excluding metal working fluids - Pure, highly and severely refined (Inhalable particulate matter)	5 mg/m ³	Not Available	Not Available	A4

Exposure controls

Appropriate engineering controls	<p>For molten materials:</p> <p>Provide mechanical ventilation; in general such ventilation should be provided at compounding/ converting areas and at fabricating/ filling work stations where the material is heated. Local exhaust ventilation should be used over and in the vicinity of machinery involved in handling the molten material.</p> <p>Keep dry!!</p> <p>Processing temperatures may be well above boiling point of water, so wet or damp material may cause a serious steam explosion if used in unvented equipment.</p> <p>Engineering controls are used to remove a hazard or place a barrier between the worker and the hazard. Well-designed engineering controls can be highly effective in protecting workers and will typically be independent of worker interactions to provide this high level of protection.</p> <p>The basic types of engineering controls are:</p> <p>Process controls which involve changing the way a job activity or process is done to reduce the risk.</p> <p>Enclosure and/or isolation of emission source which keeps a selected hazard 'physically' away from the worker and ventilation that strategically 'adds' and 'removes' air in the work environment. Ventilation can remove or dilute an air contaminant if designed properly. The design of a ventilation system must match the particular process and chemical or contaminant in use.</p> <p>Employers may need to use multiple types of controls to prevent employee overexposure.</p> <p>General exhaust is adequate under normal operating conditions. Local exhaust ventilation may be required in special circumstances. If risk of overexposure exists, wear approved respirator. Supplied-air type respirator may be required in special circumstances. Correct fit is essential to ensure adequate protection. Provide adequate ventilation in warehouses and enclosed storage areas. Air contaminants generated in the workplace possess varying 'escape' velocities which, in turn, determine the 'capture velocities' of fresh circulating air required to effectively remove the contaminant.</p>																	
	<table border="1"> <thead> <tr> <th>Type of Contaminant:</th> <th>Air Speed:</th> </tr> </thead> <tbody> <tr> <td>solvent, vapours, degreasing etc., evaporating from tank (in still air).</td> <td>0.25-0.5 m/s (50-100 f/min)</td> </tr> <tr> <td>aerosols, fumes from pouring operations, intermittent container filling, low speed conveyer transfers, welding, spray drift, plating acid fumes, pickling (released at low velocity into zone of active generation)</td> <td>0.5-1 m/s (100-200 f/min.)</td> </tr> <tr> <td>direct spray, spray painting in shallow booths, drum filling, conveyer loading, crusher dusts, gas discharge (active generation into zone of rapid air motion)</td> <td>1-2.5 m/s (200-500 f/min.)</td> </tr> <tr> <td>grinding, abrasive blasting, tumbling, high speed wheel generated dusts (released at high initial velocity into zone of very high rapid air motion)</td> <td>2.5-10 m/s (500-2000 f/min.)</td> </tr> </tbody> </table> <p>Within each range the appropriate value depends on:</p> <table border="1"> <thead> <tr> <th>Lower end of the range</th> <th>Upper end of the range</th> </tr> </thead> <tbody> <tr> <td>1: Room air currents minimal or favourable to capture</td> <td>1: Disturbing room air currents</td> </tr> <tr> <td>2: Contaminants of low toxicity or of nuisance value only.</td> <td>2: Contaminants of high toxicity</td> </tr> <tr> <td>3: Intermittent, low production.</td> <td>3: High production, heavy use</td> </tr> </tbody> </table>	Type of Contaminant:	Air Speed:	solvent, vapours, degreasing etc., evaporating from tank (in still air).	0.25-0.5 m/s (50-100 f/min)	aerosols, fumes from pouring operations, intermittent container filling, low speed conveyer transfers, welding, spray drift, plating acid fumes, pickling (released at low velocity into zone of active generation)	0.5-1 m/s (100-200 f/min.)	direct spray, spray painting in shallow booths, drum filling, conveyer loading, crusher dusts, gas discharge (active generation into zone of rapid air motion)	1-2.5 m/s (200-500 f/min.)	grinding, abrasive blasting, tumbling, high speed wheel generated dusts (released at high initial velocity into zone of very high rapid air motion)	2.5-10 m/s (500-2000 f/min.)	Lower end of the range	Upper end of the range	1: Room air currents minimal or favourable to capture	1: Disturbing room air currents	2: Contaminants of low toxicity or of nuisance value only.	2: Contaminants of high toxicity	3: Intermittent, low production.
Type of Contaminant:	Air Speed:																	
solvent, vapours, degreasing etc., evaporating from tank (in still air).	0.25-0.5 m/s (50-100 f/min)																	
aerosols, fumes from pouring operations, intermittent container filling, low speed conveyer transfers, welding, spray drift, plating acid fumes, pickling (released at low velocity into zone of active generation)	0.5-1 m/s (100-200 f/min.)																	
direct spray, spray painting in shallow booths, drum filling, conveyer loading, crusher dusts, gas discharge (active generation into zone of rapid air motion)	1-2.5 m/s (200-500 f/min.)																	
grinding, abrasive blasting, tumbling, high speed wheel generated dusts (released at high initial velocity into zone of very high rapid air motion)	2.5-10 m/s (500-2000 f/min.)																	
Lower end of the range	Upper end of the range																	
1: Room air currents minimal or favourable to capture	1: Disturbing room air currents																	
2: Contaminants of low toxicity or of nuisance value only.	2: Contaminants of high toxicity																	
3: Intermittent, low production.	3: High production, heavy use																	

Hercules Climate Smooth

	4: Large hood or large air mass in motion	4: Small hood-local control only
	Simple theory shows that air velocity falls rapidly with distance away from the opening of a simple extraction pipe. Velocity generally decreases with the square of distance from the extraction point (in simple cases). Therefore the air speed at the extraction point should be adjusted, accordingly, after reference to distance from the contaminating source. The air velocity at the extraction fan, for example, should be a minimum of 1-2 m/s (200-400 f/min) for extraction of solvents generated in a tank 2 meters distant from the extraction point. Other mechanical considerations, producing performance deficits within the extraction apparatus, make it essential that theoretical air velocities are multiplied by factors of 10 or more when extraction systems are installed or used.	
Personal protection		
Eye and face protection	<ul style="list-style-type: none"> ▶ Chemical goggles. ▶ Full face shield may be required for supplementary but never for primary protection of eyes. ▶ Contact lenses may pose a special hazard; soft contact lenses may absorb and concentrate irritants. A written policy document, describing the wearing of lenses or restrictions on use, should be created for each workplace or task. This should include a review of lens absorption and adsorption for the class of chemicals in use and an account of injury experience. Medical and first-aid personnel should be trained in their removal and suitable equipment should be readily available. In the event of chemical exposure, begin eye irrigation immediately and remove contact lens as soon as practicable. Lens should be removed at the first signs of eye redness or irritation - lens should be removed in a clean environment only after workers have washed hands thoroughly. [CDC NIOSH Current Intelligence Bulletin 59], [AS/NZS 1336 or national equivalent] 	
Skin protection	See Hand protection below	
Hands/feet protection	<ul style="list-style-type: none"> ▶ Wear chemical protective gloves, e.g. PVC. ▶ Wear safety footwear or safety gumboots, e.g. Rubber ▶ When handling corrosive liquids, wear trousers or overalls outside of boots, to avoid spills entering boots. 	
Body protection	See Other protection below	
Other protection	<ul style="list-style-type: none"> ▶ Overalls. ▶ PVC Apron. ▶ PVC protective suit may be required if exposure severe. ▶ Eyewash unit. ▶ Ensure there is ready access to a safety shower. 	

Respiratory protection

Type AX Filter of sufficient capacity. (AS/NZS 1716 & 1715, EN 143:2000 & 149:2001, ANSI Z88 or national equivalent)

- ▶ Cartridge respirators should never be used for emergency ingress or in areas of unknown vapour concentrations or oxygen content.
- ▶ The wearer must be warned to leave the contaminated area immediately on detecting any odours through the respirator. The odour may indicate that the mask is not functioning properly, that the vapour concentration is too high, or that the mask is not properly fitted. Because of these limitations, only restricted use of cartridge respirators is considered appropriate.
- ▶ Cartridge performance is affected by humidity. Cartridges should be changed after 2 hr of continuous use unless it is determined that the humidity is less than 75%, in which case, cartridges can be used for 4 hr. Used cartridges should be discarded daily, regardless of the length of time used

Selection of the Class and Type of respirator will depend upon the level of breathing zone contaminant and the chemical nature of the contaminant. Protection Factors (defined as the ratio of contaminant outside and inside the mask) may also be important.

Required minimum protection factor	Maximum gas/vapour concentration present in air p.p.m. (by volume)	Half-face Respirator	Full-Face Respirator
up to 10	1000	AX-AUS / Class 1	-
up to 50	1000	-	AX-AUS / Class 1
up to 50	5000	Airline *	-
up to 100	5000	-	AX-2
up to 100	10000	-	AX-3
100+		-	Airline**

** - Continuous-flow or positive pressure demand.

A(All classes) = Organic vapours, B AUS or B1 = Acid gases, B2 = Acid gas or hydrogen cyanide(HCN), B3 = Acid gas or hydrogen cyanide(HCN), E = Sulfur dioxide(SO₂), G = Agricultural chemicals, K = Ammonia(NH₃), Hg = Mercury, NO = Oxides of nitrogen, MB = Methyl bromide, AX = Low boiling point organic compounds(below 65 deg C)

SECTION 9 Physical and chemical properties**Information on basic physical and chemical properties**

Hercules Climate Smooth

Appearance	Amber to Dark Brown Paste		
Physical state	Liquid	Relative density (Water = 1)	0.95
Odour	Not Available	Partition coefficient n-octanol / water	Not Available
Odour threshold	Not Available	Auto-ignition temperature (°C)	Not Available
pH (as supplied)	Not Available	Decomposition temperature	Not Available
Melting point / freezing point (°C)	Not Available	Viscosity (cP)	Not Available
Initial boiling point and boiling range (°C)	48.89 - 60	Molecular weight (g/mol)	Not Available
Flash point (°C)	Not Available	Taste	Not Available
Evaporation rate	Not Available	Explosive properties	Not Available
Flammability	Not Available	Oxidising properties	Not Available
Upper Explosive Limit (%)	Not Available	Surface Tension (dyn/cm or mN/m)	Not Available
Lower Explosive Limit (%)	Not Available	Volatile Component (%vol)	Not Available
Vapour pressure (kPa)	Not Available	Gas group	Not Available
Solubility in water	Partly miscible	pH as a solution (%)	Not Available
Vapour density (Air = 1)	<1	VOC g/L	14

SECTION 10 Stability and reactivity

Reactivity	See section 7
Chemical stability	<ul style="list-style-type: none"> ▶ Unstable in the presence of incompatible materials. ▶ Product is considered stable. ▶ Hazardous polymerisation will not occur.
Possibility of hazardous reactions	See section 7
Conditions to avoid	See section 7
Incompatible materials	See section 7
Hazardous decomposition products	See section 5

SECTION 11 Toxicological information

Information on toxicological effects

Inhaled	Prolonged inhalation may be harmful. May cause irritation to the respiratory system.
Ingestion	Causes digestive tract burns.
Skin Contact	The material can produce chemical burns following direct contact with the skin. Open cuts, abraded or irritated skin should not be exposed to this material. Entry into the blood-stream, through, for example, cuts, abrasions or lesions, may produce systemic injury with harmful effects. Examine the skin prior to the use of the material and ensure that any external damage is suitably protected.
Eye	The material can produce chemical burns to the eye following direct contact. Vapours or mists may be extremely irritating. If applied to the eyes, this material causes severe eye damage.
Chronic	Repeated or prolonged exposure to corrosives may result in the erosion of teeth, inflammatory and ulcerative changes in the mouth and necrosis (rarely) of the jaw. Bronchial irritation, with cough, and frequent attacks of bronchial pneumonia may ensue.

Continued...

Hercules Climate Smooth

Repeated or long-term occupational exposure is likely to produce cumulative health effects involving organs or biochemical systems.

Acute Toxicity	✗	Carcinogenicity	✗
Skin Irritation/Corrosion	✓	Reproductivity	✗
Serious Eye Damage/Irritation	✓	STOT - Single Exposure	✗
Respiratory or Skin sensitisation	✗	STOT - Repeated Exposure	✗
Mutagenicity	✗	Aspiration Hazard	✗

Legend: ✗ – Data either not available or does not fill the criteria for classification
 ✓ – Data available to make classification

SECTION 12 Ecological information

Toxicity

Hercules Climate Smooth	Endpoint	Test Duration (hr)	Species	Value	Source
	Not Available	Not Available	Not Available	Not Available	Not Available
zinc chloride	Endpoint	Test Duration (hr)	Species	Value	Source
	NOEC(ECx)	672h	Algae or other aquatic plants	0.005-0.015mg/L	4
	BCF	1680h	Fish	58-116	7
	EC50	72h	Algae or other aquatic plants	0.011mg/L	4
	LC50	96h	Fish	0.023-0.031mg/l	4
	EC50	48h	Crustacea	0.56mg/L	5
	EC50	96h	Algae or other aquatic plants	0.68-2.9mg/l	4
ammonium chloride	Endpoint	Test Duration (hr)	Species	Value	Source
	EC50	72h	Algae or other aquatic plants	>76.6mg/l	4
	LC50	96h	Fish	0.14mg/l	4
	EC50	48h	Crustacea	0.075-0.126mg/l	4
	NOEC(ECx)	Not Available	Fish	0.002mg/L	5
	EC50	96h	Algae or other aquatic plants	58.476-59.706mg/L	4
Paraffin Oils (petroleum) catalytic dewaxed heavy	Endpoint	Test Duration (hr)	Species	Value	Source
	Not Available	Not Available	Not Available	Not Available	Not Available
petrolatum	Endpoint	Test Duration (hr)	Species	Value	Source
	Not Available	Not Available	Not Available	Not Available	Not Available
Legend:	Extracted from 1. IUCLID Toxicity Data 2. Europe ECHA Registered Substances - Ecotoxicological Information - Aquatic Toxicity 3. EPIWIN Suite V3.12 (QSAR) - Aquatic Toxicity Data (Estimated) 4. US EPA, Ecotox database - Aquatic Toxicity Data 5. ECETOC Aquatic Hazard Assessment Data 6. NITE (Japan) - Bioconcentration Data 7. METI (Japan) - Bioconcentration Data 8. Vendor Data				

Toxic to aquatic organisms, may cause long-term adverse effects in the aquatic environment.

Do NOT allow product to come in contact with surface waters or to intertidal areas below the mean high water mark. Do not contaminate water when cleaning equipment or disposing of equipment wash-waters.

Wastes resulting from use of the product must be disposed of on site or at approved waste sites.

for petroleum waxes:

Environmental fate:

Most hydrocarbon components of substances in this Group will have little or no tendency to partition to air. The half lives for degradation of these hydrocarbons by reaction with hydroxyl radicals, in the troposphere, under the influence of sunlight, will all be less than one day, by extrapolation from the data quoted by Atkinson. Accordingly, any hydrocarbon material which does partition to air will be rapidly photodegraded.

As hydrocarbon number increases above C13, as is the case for the majority of the wax constituents, Log K values >6 are predicted. Substances having Log K estimates greater than 6 are characterised by extremely large molecular weight and subsequent hydrophobicity, therefore no significant aqueous exposures or

Continued...

Hercules Climate Smooth

bioaccumulation are expected to occur.

Since molecular weight and structural conformation determines in large part the solubility and vapour pressure characteristics of the hydrocarbons, modeling focused on the lower molecular weight hydrocarbons. These would be selected C13 and C20 hydrocarbons since waxes consist mostly of C20 to C85 compounds, with some minimal percent of C13 through C20 hydrocarbons. Therefore, the majority of the physicochemical modeling was performed on various paraffinic, naphthenic and aromatic representatives containing 13 and C20 carbon atoms.

log Kow ranged from 4.7 >6.7

Water solubility: The water solubility of waxes cannot be determined due to their complex mixture characteristics. The highest solubilities would be exhibited by only a small fraction of the hydrocarbon molecules present in waxes. Increasing carbon number results in rapidly decreasing solubility, so that the most-soluble (predominantly methyl-substituted diaromatic) C18 and C20 analogues yield model values of 0.01195 and 0.00125 mg/l, respectively. Higher molecular weight (higher carbon number) components are even less water soluble. Based on water solubility modeling for C13 components of complex mixtures, aqueous solubilities of these waxes are typically much less than 1 ppm, due to differential partitioning of components between the aqueous and organic phases.

Hydrolysis: Materials in the waxes category are not subject to hydrolysis, as they lack these reactive groups with which a water molecule or hydroxide ion reacts to form a new carbon-oxygen bond.

Photodegradation: Although waxes typically have low vapour pressures, volatilisation of some lower molecular weight components exhibit relatively high atmospheric oxidation half-lives. Therefore, those compounds that may partition to the atmosphere will be removed through indirect photochemical degradation.

All modeled components exhibited rapid degradation in the atmosphere; the value presented represents both the most volatile component and the longest modeled half-life. All other modeled C13 components had both lower volatility and shorter half-lives.

Result : t1/2 = 0.913 days (10.96 hr) for most volatile C13 component modeled

Transport between Environmental Compartments: Fugacity-based computer modeling indicated that the majority of high molecular weight hydrocarbons with carbon numbers of C20 and greater in waxes would be distributed to soil. Percent distribution estimates were modeled with C13 to C29 branched paraffins as this class of wax hydrocarbons shows the greater distribution to air. Aromatic compounds with carbon numbers from C13 through C85 will partition principally to soil. Linear paraffins and naphthenes distribute to both soil and air, with increasing partitioning to soil for hydrocarbons greater than C20 as vapour pressure decreases. Since the majority of hydrocarbon components in waxes are primarily normal paraffins of C20. and greater, with moderate to minimal amounts of naphthenics, isoparaffins and trace amounts of aromatics, volatility is not a significant fate process for these petroleum substances due to negligible vapor pressures at ambient temperatures and their high molecular weight. As hydrocarbon number increases above C20, partitioning to soil is the predominant behavior of these compounds.

Biodegradation: Not readily biodegradable; inherently biodegradable and extensively biodegradable in long-term exposures. Waxed paper decomposes at about the same rate as unwaxed paper. Soil invertebrates contribute significantly to the decomposition of waxed paper in leaf litter. Decomposition of waxed paper occurs more rapidly during the autumn/winter, when there is a fresh layer of leaf litter on the ground, than during the spring/summer, when the last autumn's leaf litter has been largely reduced to humus

Degradation (28 days): 21% OECD 301B

Ecotoxicity:

Fish LC50 (96 h): Oncorhynchus mykiss >6000 mg/l (hydrotreated heavy paraffinic distillate); >1000 mg/l (solvent refined heavy paraffinic distillate); >10000 mg/l (white mineral oil)

Daphnia magna EC50: (48 h): >10000 mg/l (solvent refined heavy paraffinic distillate) (immobilisation)

Algae EC50 (96 h): Scenedesmus subspicatus >1000 mg/l (solvent refined residual oil) (growth rate, biomass)

It has been confirmed experimentally that for fish and invertebrates, paraffinic hydrocarbons with a carbon number of 10 or higher (log Kow >5) show no acute toxicity and that alkylbenzenes with a carbon number of 14 or greater (log Kow >5) similarly show no acute toxicity. From these well-demonstrated solubility 'cut-offs' for acute toxicity of hydrocarbon substances, which directly relate to their physico-chemical properties, it is clear that the same should hold for complex petroleum substances.

Paraffinic hydrocarbons with carbon numbers of greater than 14 (log Kow >7.3) should show no measurable chronic toxicity. The existence of this cut-off for chronic toxicity is supported for petroleum substances by the numerous chronic toxicity studies reported on lubricant base oils, which demonstrate that for these substances which are composed primarily of alkanes and naphthenes of C15 and greater, no evidence of chronic toxicity is seen.

Drinking Water Standards: hydrocarbon total: 10 ug/l (UK max.).

Prevent, by any means available, spillage from entering drains or water courses.

DO NOT discharge into sewer or waterways.

Persistence and degradability

Ingredient	Persistence: Water/Soil	Persistence: Air
zinc chloride	HIGH	HIGH

Bioaccumulative potential

Ingredient	Bioaccumulation
zinc chloride	HIGH (BCF = 16000)

Mobility in soil

Ingredient	Mobility
zinc chloride	LOW (KOC = 23.74)

SECTION 13 Disposal considerations

Waste treatment methods

Product / Packaging disposal	<ul style="list-style-type: none"> ▶ DO NOT allow wash water from cleaning or process equipment to enter drains. ▶ It may be necessary to collect all wash water for treatment before disposal. ▶ In all cases disposal to sewer may be subject to local laws and regulations and these should be considered first.
-------------------------------------	-------------------------------------------------------------------------------------------------------------------------------------------------------------------------------------------------------------------------------------------------------------------------------------------------------------------------------------------------------------


Continued...

Hercules Climate Smooth

- ▶ Where in doubt contact the responsible authority.
- ▶ Recycle wherever possible.
- ▶ Consult manufacturer for recycling options or consult local or regional waste management authority for disposal if no suitable treatment or disposal facility can be identified.
- ▶ Treat and neutralise at an approved treatment plant. Treatment should involve: Neutralisation followed by: burial in a land-fill specifically licensed to accept chemical and / or pharmaceutical wastes or Incineration in a licensed apparatus.
- ▶ Decontaminate empty containers. Observe all label safeguards until containers are cleaned and destroyed.

SECTION 14 Transport information

Labels Required

	
Marine Pollutant	YES

Land transport (DOT)

UN number	1840	
UN proper shipping name	Zinc chloride, solution	
Transport hazard class(es)	Class	8
	Subrisk	Not Applicable
Packing group	III	
Environmental hazard	Yes	
Special precautions for user	Hazard Label	8
	Special provisions	IB3, T4, TP2

Air transport (ICAO-IATA / DGR)

UN number	1840	
UN proper shipping name	Zinc chloride solution	
Transport hazard class(es)	ICAO/IATA Class	8
	ICAO / IATA Subrisk	Not Applicable
	ERG Code	8L
Packing group	III	
Environmental hazard	Not Applicable	
Special precautions for user	Special provisions	A3 A803
	Cargo Only Packing Instructions	856
	Cargo Only Maximum Qty / Pack	60 L
	Passenger and Cargo Packing Instructions	852
	Passenger and Cargo Maximum Qty / Pack	5 L
	Passenger and Cargo Limited Quantity Packing Instructions	Y841
	Passenger and Cargo Limited Maximum Qty / Pack	1 L

Sea transport (IMDG-Code / GGVSee)

UN number	1840	
UN proper shipping name	ZINC CHLORIDE SOLUTION	
Transport hazard class(es)	IMDG Class	8
	IMDG Subrisk	Not Applicable
Packing group	III	
Environmental hazard	Yes	

Hercules Climate Smooth

Special precautions for user	EMS Number	F-A , S-B
	Special provisions	223
	Limited Quantities	5 L

Transport in bulk according to Annex II of MARPOL and the IBC code

Not Applicable

Transport in bulk in accordance with MARPOL Annex V and the IMSBC Code

Product name	Group
zinc chloride	Not Available
ammonium chloride	Not Available
Paraffin Oils (petroleum) catalytic dewaxed heavy	Not Available
petrolatum	Not Available

Transport in bulk in accordance with the ICG Code

Product name	Ship Type
zinc chloride	Not Available
ammonium chloride	Not Available
Paraffin Oils (petroleum) catalytic dewaxed heavy	Not Available
petrolatum	Not Available

SECTION 15 Regulatory information**Safety, health and environmental regulations / legislation specific for the substance or mixture****zinc chloride is found on the following regulatory lists**

US - Massachusetts - Right To Know Listed Chemicals

US ACGIH Threshold Limit Values (TLV)

US CWA (Clean Water Act) - List of Hazardous Substances

US CWA (Clean Water Act) - Priority Pollutants

US CWA (Clean Water Act) - Toxic Pollutants

US DOE Temporary Emergency Exposure Limits (TEELs)

US EPA Integrated Risk Information System (IRIS)

US EPCRA Section 313 Chemical List

US NIOSH Recommended Exposure Limits (RELs)

US OSHA Permissible Exposure Limits (PELs) Table Z-1

US Toxic Substances Control Act (TSCA) - Chemical Substance Inventory

US TSCA Chemical Substance Inventory - Interim List of Active Substances

ammonium chloride is found on the following regulatory lists

FEI Equine Prohibited Substances List - Banned Substances

FEI Equine Prohibited Substances List (EPSL)

US - Massachusetts - Right To Know Listed Chemicals

US ACGIH Threshold Limit Values (TLV)

US CWA (Clean Water Act) - List of Hazardous Substances

US DOE Temporary Emergency Exposure Limits (TEELs)

US NIOSH Recommended Exposure Limits (RELs)

US Toxic Substances Control Act (TSCA) - Chemical Substance Inventory

US TSCA Chemical Substance Inventory - Interim List of Active Substances

Paraffin Oils (petroleum) catalytic dewaxed heavy is found on the following regulatory lists

Chemical Footprint Project - Chemicals of High Concern List

International Agency for Research on Cancer (IARC) - Agents Classified by the IARC Monographs

International Agency for Research on Cancer (IARC) - Agents Classified by the IARC Monographs - Group 1: Carcinogenic to humans

US - California Safe Drinking Water and Toxic Enforcement Act of 1986 - Proposition 65 List

US - Massachusetts - Right To Know Listed Chemicals

US ACGIH Threshold Limit Values (TLV)

US ACGIH Threshold Limit Values (TLV) - Carcinogens

US DOE Temporary Emergency Exposure Limits (TEELs)

US National Toxicology Program (NTP) 14th Report Part A Known to be Human Carcinogens

US OSHA Permissible Exposure Limits (PELs) Table Z-1

US Toxic Substances Control Act (TSCA) - Chemical Substance Inventory

US TSCA Chemical Substance Inventory - Interim List of Active Substances

petrolatum is found on the following regulatory lists

Hercules Climate Smooth

Chemical Footprint Project - Chemicals of High Concern List

International Agency for Research on Cancer (IARC) - Agents Classified by the IARC Monographs

International Agency for Research on Cancer (IARC) - Agents Classified by the IARC Monographs - Group 1: Carcinogenic to humans

US - California Safe Drinking Water and Toxic Enforcement Act of 1986 - Proposition 65 List

US ACGIH Threshold Limit Values (TLV)

US ACGIH Threshold Limit Values (TLV) - Carcinogens

US DOE Temporary Emergency Exposure Limits (TEELs)

US National Toxicology Program (NTP) 14th Report Part A Known to be Human Carcinogens

US OSHA Permissible Exposure Limits (PELs) Table Z-1

US Toxic Substances Control Act (TSCA) - Chemical Substance Inventory

US TSCA Chemical Substance Inventory - Interim List of Active Substances

Federal Regulations

Superfund Amendments and Reauthorization Act of 1986 (SARA)

Section 311/312 hazard categories

Flammable (Gases, Aerosols, Liquids, or Solids)	No
Gas under pressure	No
Explosive	No
Self-heating	No
Pyrophoric (Liquid or Solid)	No
Pyrophoric Gas	No
Corrosive to metal	No
Oxidizer (Liquid, Solid or Gas)	No
Organic Peroxide	No
Self-reactive	No
In contact with water emits flammable gas	No
Combustible Dust	No
Carcinogenicity	No
Acute toxicity (any route of exposure)	No
Reproductive toxicity	No
Skin Corrosion or Irritation	Yes
Respiratory or Skin Sensitization	No
Serious eye damage or eye irritation	Yes
Specific target organ toxicity (single or repeated exposure)	No
Aspiration Hazard	No
Germ cell mutagenicity	No
Simple Asphyxiant	No
Hazards Not Otherwise Classified	No

US. EPA CERCLA Hazardous Substances and Reportable Quantities (40 CFR 302.4)

Name	Reportable Quantity in Pounds (lb)	Reportable Quantity in kg
zinc chloride	1000	454
ammonium chloride	5000	2270

State Regulations

US. California Proposition 65

None reported.

National Inventory Status

National Inventory	Status
USA - TSCA	Yes
Legend:	Yes = All CAS declared ingredients are on the inventory No = One or more of the CAS listed ingredients are not on the inventory. These ingredients may be exempt or will require registration.

SECTION 16 Other information

Hercules Climate Smooth

Revision Date	09/16/2021
Initial Date	08/24/2021

Other information

The SDS is a Hazard Communication tool and should be used to assist in the Risk Assessment. Many factors determine whether the reported Hazards are Risks in the workplace or other settings. Risks may be determined by reference to Exposures Scenarios. Scale of use, frequency of use and current or available engineering controls must be considered.

Definitions and abbreviations

PC—TWA: Permissible Concentration-Time Weighted Average
PC—STEL: Permissible Concentration-Short Term Exposure Limit
IARC: International Agency for Research on Cancer
ACGIH: American Conference of Governmental Industrial Hygienists
STEL: Short Term Exposure Limit
TEEL: Temporary Emergency Exposure Limit.
IDLH: Immediately Dangerous to Life or Health Concentrations
ES: Exposure Standard
OSF: Odour Safety Factor
NOAEL :No Observed Adverse Effect Level
LOAEL: Lowest Observed Adverse Effect Level
TLV: Threshold Limit Value
LOD: Limit Of Detection
OTV: Odour Threshold Value
BCF: BioConcentration Factors
BEI: Biological Exposure Index
AII: Australian Inventory of Industrial Chemicals
DSL: Domestic Substances List
NDSL: Non-Domestic Substances List
IECSC: Inventory of Existing Chemical Substance in China
EINECS: European INventory of Existing Commercial chemical Substances
ELINCS: European List of Notified Chemical Substances
NLP: No-Longer Polymers
ENCS: Existing and New Chemical Substances Inventory
KECI: Korea Existing Chemicals Inventory
NZIoC: New Zealand Inventory of Chemicals
PICCS: Philippine Inventory of Chemicals and Chemical Substances
TSCA: Toxic Substances Control Act
TCSI: Taiwan Chemical Substance Inventory
INSQ: Inventario Nacional de Sustancias Químicas
NCI: National Chemical Inventory
FBEPH: Russian Register of Potentially Hazardous Chemical and Biological Substances