




M18™ SWITCH TANK™ 4-Gallon Backpack Water Supply Kit
2820-21WS

Specifications:

Tank Capacity	4 Gallon
Pump Type	Dual Diaphragm Pump
PSI Range	20 – 60 PSI (5 Modes)
Flow Rate Range	0.16 – 1.13 Gal/Min
Dry Weight	18.5 lbs

Includes: M18™ SWITCH TANK™ Powered Base, SWITCH TANK™ 4 Gallon Water Supply Tank Assembly, (1) M18™ REDLITHIUM™ XC3.0 Battery Pack, 10' Hose w/ Quick-Connect, Water Spray Nozzle, Multi-Voltage Charger



M18 FUEL™ Deep Cut Band Saw Kit
2729-22, 2729-21 (2729-20 Tool-Only)

Specifications:

SFPM	0 – 380
Cut Capacity	5" x 5"
Shoe	Tool-Free
LED Light	Yes
Hang Hook	Yes
Weight	15.9 lbs

Includes: 2729-22 (2) M18™ REDLITHIUM™ XC5.0 Battery Packs; 2729-21 (1) M18™ REDLITHIUM™ XC5.0 Battery Pack;
All Kits Include: Blade, Multi-Voltage Charger, Carrying Case



M18 FUEL™ Compact Dual-Trigger Band Saw Kit
2829S-22

Specifications:

SFPM	0 – 540
Cut Capacity	3-1/4" x 3-1/4"
Shoe	Tool-Free Locking
LED Light	Yes
Hang Hook	Yes
Dual-Trigger Design	Yes
Weight	7.7 lbs

Includes: (2) M18™ REDLITHIUM™ HIGH OUTPUT™ CP3.0 Battery Packs, Set of Band Saw Blade Covers, Blade, Rapid Charger, Contractor Bag



M18 FUEL™ 2 Gallon Compact Quiet Compressor
2840-20 Tool-Only

Specifications:

SCFM	1.2 @ 90 PSI
Capacity	2 Gallon
Sound Level	68 dB(a)
Dimensions (L x W x H)	16.3" / 18.5" / 10.3"
Weight	31.2 lbs
Regulator	Single Turn
Pump Type	Oil Free



Battery and Charger Sold Separately




M18™ SWITCH TANK™ 4-Gallon Backpack Concrete Sprayer Kit
2820-21CS

Specifications:

Tank Capacity	4 Gallon
Pump Type	Dual Diaphragm Pump
PSI Range	20 – 120 PSI (5 Modes)
Spray Distance	Up to 25'
Flow Rate Range	0.14 – 0.82 Gal/Min
Dry Weight	18.3 lbs

Includes: M18™ SWITCH TANK™ Powered Base, SWITCH TANK™ 4 Gallon Concrete Sprayer Tank Assembly, (1) M18™ REDLITHIUM™ XC3.0 Battery Pack, Adjustable Nozzle, Fan Nozzle, Multi-Voltage Charger



M18 FUEL™ Deep Cut Dual-Trigger Band Saw Kit
2729S-22 (2729S-20 Tool-Only)

Specifications:

SFPM	0 – 380
Cut Capacity	5" x 5"
Shoe	Tool-Free Locking
LED Light	Yes
Hang Hook	Yes
Dual-Trigger Design	Yes
Weight	13.8 lbs

Includes: (2) M18™ REDLITHIUM™ XC5.0 Battery Packs, Set of Band Saw Blade Covers, Blade, Multi-Voltage Charger, Contractor Bag



M18 FUEL™ Metal Cutting Circular Saw Kit
2782-22 (2782-20 Tool-Only)

Specifications:

RPM	3,900
Blade Size	5-3/8" – 5-7/8"
Arbor Size	20 mm
Hang Hook	Yes
Length / Weight	4.7" / 6.5 lbs

Includes: (2) M18™ REDLITHIUM™ XC5.0 Battery Packs, 30T Blade, Multi-Voltage Charger, Contractor Bag



M18 FUEL™ 9" Cut-Off Saw w/ ONE-KEY™ Kit
2786-22HD (2786-20 Tool-Only)

Specifications:

RPM	6,600
Blade Size	9"
Arbor Size	7/8"
Cut Depth	3.4"
Load Indicator Light	Yes
Blade Brake	RAPIDSTOP™
Weight	10.6 lbs




Includes: (2) M18™ REDLITHIUM™ HIGH OUTPUT™ HD12.0 Battery Packs, Abrasive Blade, Diamond Blade, Wrench, Hex Key, Rapid Charger

SWITCH TANK™ Accessories

Compatible with 2820-20

Related Accessories:

- 49-16-28WS SWITCH TANK™ 4 Gallon Water Supply Tank Assembly
- 49-16-28CS SWITCH TANK™ 4 Gallon Concrete Sprayer Tank Assembly
- 49-16-28PS SWITCH TANK™ 4 Gallon Sprayer Tank Assembly



M18 FUEL™ Compact Band Saw Kit
2829-22 (2829-20 Tool-Only)

Specifications:

SFPM	0 – 540
Cut Capacity	3-1/4" x 3-1/4"
Shoe	Tool-Free Locking
LED Light	Yes
Hang Hook	Yes
Dual-Trigger Design	No
Weight	7.7 lbs

Includes: (2) M18™ REDLITHIUM™ HIGH OUTPUT™ CP3.0 Battery Packs, Blade, Rapid Charger, Contractor Bag



M18 FUEL™ 8" Metal Cutting Circular Saw Kit
2982-21 (2982-20 Tool-Only)

Specifications:

Blade Cut Capacity	2-9/16"
RPM	4,000
Arbor Size	5/8"
Chip Collection	Yes
Overload Indicator Light	Yes
Electric Blade Brake	Yes
Length / Weight	15.5" / 12.1 lbs

Includes: (1) M18™ REDLITHIUM™ HIGH OUTPUT™ XC8.0 Battery Pack, Blade, Allen Key, Rapid Charger, Contractor Bag

