



90-380

## 90-360 THRU 90-486 RELAYS

Heavy-duty general purpose relay operates in any position.

### FEATURES

- Compact, totally enclosed design
- For heating and cooling applications and general switching
- Quiet, reliable and economical

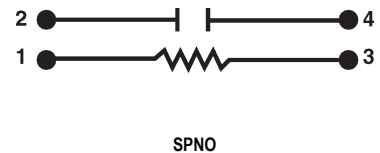
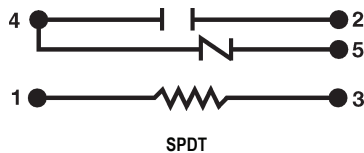
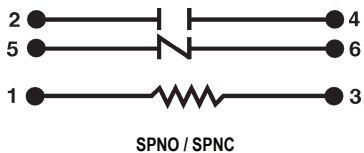
### SPECIFICATIONS

Temperature Range.....-40°F to 150°F  
 Mechanical Life (no load)..... 1,000,000 operations, 120 operations/min.  
 Electrical Life (rated load) ..... 100,000 operations, 6 operations/min.  
 .....Load test making inrush rating (0.4 to 0.5 P.F.)  
 .....Breaking 100% continuous rating (0.65 to 0.8 P.F.)  
 Coils, Frequency ..... 50 / 60 Hz  
 Coils, Insulation ..... Class B  
 Coils, Termination ..... 1/4" Quick Connect  
 Coils, Operate..... 85% of nominal coil voltage; 110% maximum safe operate  
 Coils, Duty Cycle.....Continuous  
 Weight ..... 2.3 oz.  
 UR/CUR File Number ..... E12139  
 CSA/CUS Certificate Number ..... LR13360

### 90-360 THRU 90-486 RELAYS

| COIL VOLTAGE AC (50/60 HZ) | SWITCH ACTION | RES DC OHMS | COIL DATA NOM. CURRENT MA | COIL DATA NOMINAL VA SEALED | INRUSH VA | MODEL NUMBER | ITEM NUMBER |
|----------------------------|---------------|-------------|---------------------------|-----------------------------|-----------|--------------|-------------|
| 24                         | SPNO          | 77          | 125                       | 3                           | 4         | 90-360       | 90 360S1    |
| 24                         | SPDT          | 77          | 125                       | 3                           | 4         | 90-370       | 90 370S1    |
| 24                         | SPNO/SPNC     | 77          | 125                       | 3                           | 4         | 90-380       | 90 380S1    |
| 120                        | SPNO          | 2,000       | 25                        | 3                           | 4         | 90-362       | 90 362S1    |
| 120                        | SPDT          | 2,000       | 25                        | 3                           | 4         | 90-372       | 90 372S1    |
| 208/240                    | SPDT          | 6,050       | 12.5                      | 3                           | 4         | 90-374       | 90 374S1    |
| 208/240                    | SPNO/SPNC     | 6,050       | 12.5                      | 3                           | 4         | 90-384       | 90 384S1    |
| 277                        | SPNO          | 10,300      | 10.8                      | 3                           | 4         | 90-466       | 90 466S1    |
| 277                        | SPDT          | 10300       | 10.8                      | 3                           | 4         | 90-476       | 90 476S1    |
| 277                        | SPNO/SPNC     | 10300       | 10.8                      | 3                           | 4         | 90-486       | 90 486S1    |

### WIRING DIAGRAMS



### 90-360 THRU 90-486 RELAYS

Contact Rating

| INDUCTIVE                                      | RESISTIVE                     |
|--|-------------------------------|
| 12 Amps. Continuous, 60 Amps. Inrush @ 125 VAC | 18 Amps. Continuous @ 277 VAC |
| 8 Amps. Continuous, 48 Amps. Inrush @ 250 VAC  |                               |

