

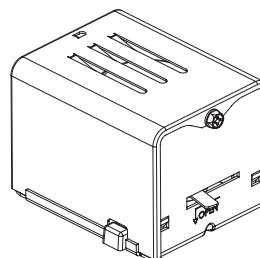
Erie™ Spring Return Two-Position Actuator

The PopTop™ series valve bodies and actuators provide easy installation for a variety of heating and cooling applications.

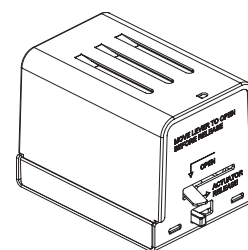
The valve's actuator can be installed after the valve body has been installed onto the fan coil, baseboard or air handler.

Features:

- Synchronous motor drive with spring return.
- Variety of voltages available.
- Mounts directly onto the body without the need for linkages or calibration.
- Manual override lever on normally closed actuators.



**AHxx Series
High Close-off**



**AGxx Series
General Close-off**

Model Chart

General Close-Off, 2-Position, Power (Open or Close): 9 to 11 Seconds; Spring Return (Open or Close): 4 to 5 Seconds								
Model No.	Volts AC	Electrical Position	Temperature Range F (C)	End Of Travel Switch	Wiring			
AG13A01A	24	Normally Closed	32 to 200°F (Fluid) @ 104°F (Ambient) (0 to 93°C @40°C)	Yes	Terminal Block			
AG13A020	24			No				
AG13A02A	24			Yes				
AG13B020	120			No				
AG13B02A	120			Yes				
AG13D020	208			No				
AG13D02A	208			Yes				
AG13T020	277			No				
AG13T02A	277			Yes				
AG13U020	230			No				
AG13U02A	230			Yes				
AG14A020	24			Normally Open (can only be used on 2-way valve)		32 to 250°F (Fluid)@ 169°F (Ambient) (0 to 121°C @ 76°C)	No	18 in. Leads
AG14A02A	24						Yes	
AG14B020	120						No	
AG14B02A	120						Yes	
AG14D020	208						No	
AG14D02A	208						Yes	
AG14T020	277						No	
AG14U020	230						No	
AG14U02A	230						Yes	
AG23A01A	24	Normally Open (can only be used on 2-way valve)	32 to 200°F (Fluid)@ 104°F (Ambient) (0 to 93°C @40°C)		Yes		Terminal Block	
AG23A020	24			No				
AG23A02A	24			Yes				
AG23B020	120			No				
AG23B02A	120			Yes				
AG23D020	208			No				
AG23D02A	208			Yes				
AG23T020	277			No				
AG23T02A	277			Yes				

AGxx, AHxx Series

Model Chart (Continued)

Model No.	Volts AC	Electrical Position	Temperature Range F (C)	End Of Travel Switch	Wiring	
AG24T020	277	Normally Open	32 to 250°F (Fluid) @ 169° (0 to 121° @ 76°)	No	18 in. Leads	
AG24U020	230			No		
High Close Off, 2-Position, Power (Open or Close): 13 to 18 Seconds; Spring Return (Open or Close): 4 to 5 Seconds						
AH13A020	24	Normally Closed	32 to 200°F (Fluid) @ 104°F (Ambient) (0 to 93°C @ 40°C)	No	18 in. Leads	
AH13A02A	24			Yes		
AH13B020	120			No		
AH13B02A	120			Yes		
AH13D020	208			No		
AH13D02A	208			Yes		
AH13T020	277			No		
AH13T02A	277			Yes		
AH13U020	230		No			
AH13U02A	230		Yes			
AH14A020	24		Normally Open (can only be used on 2-way valve)	32 to 250°F (Fluid) @ 169°F (Ambient) (0 to 121°C @ 76°C)		No
AH14A02A	24					Yes
AH14B020	120					No
AH14B02A	120					Yes
AH14D020	208	No				
AH14D02A	208	Yes				
AH14T020	277	No				
AH14U020	230	No				
AH23A020	24	Normally Open (can only be used on 2-way valve)	32 to 200°F (Fluid) @ 104°F (Ambient) (0 to 93°C @ 40°C)	No		
AH23A02A	24			Yes		
AH23B020	120			No		
AH23B02A	120			Yes		
AH23U020	230			No		
AH23U02A	230			Yes		
AH24A020	24		Normally Open (can only be used on 2-way valve)	32 to 250°F (Fluid) @ 169°F (Ambient) (0 to 121°C @ 76°C)	No	
AH24A02A	24				Yes	
AH24B020	120				No	
AH24B02A	120				Yes	
AH24D020	208			No		
AH24D02A	208			Yes		
AH24T020	277			No		
AH24U020	230			No		
AH24U02A	230	Yes				

Specifications

Inputs

Control signal	On/off, 2 position SPST, spring return.
Power	6.5 watts 7.5 VA @ 50/60 Hz.
End Switch	24-240 Vac/101 mA minimum to 5A maximum and 90-30 Vdc @ 100 mA maximum.

Outputs

Motor Type	Hysteresis synchronous.
Mechanical	Control action: 2-way accepts N.O or N.C. actuator, 3-way N.C. (piping determines N.O./N.C. status of flow to coil.) Timing:

Environment

Ambient temperature limits	Refer to Model Chart.
Humidity	5 to 95% RH, non-condensing.

Agency Listings

Actuator only: CUL #MH25807, CE compliant, C-Tick Declaration (N2223).

Actuator/Valve Assembly: UL #Mp916, CE Compliant.

European Community EMC Directive (89/336/EEC). Low Voltage Directive (72/23/EEC).

General Instructions Refer to F-27384 Valve Catalog, Zone Valve section.

Typical Applications

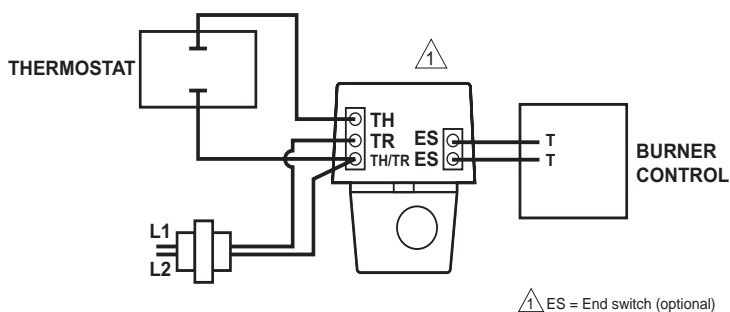


Figure 1 Typical Wiring/Erie Terminal Block.

Invensys - Erie Wire Leads

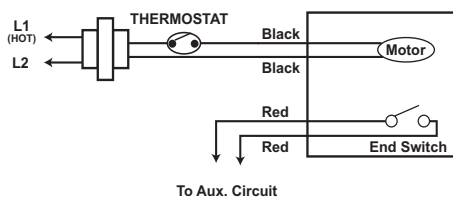


Figure 2 Typical Wiring of a PopTop with Wire Leads.