

# Bosch BOVA Split System Heat Pump

Condensing Units Up to 18 SEER

2-3-4-5 Ton Capacity

R410A



**BOSCH**

## Product Specifications





## Table of Contents

<b>1 Product Features</b>	<b>4</b>
1.1 Standard Features	4
1.2 Cabinet Features	4
<b>2 Nomenclature</b>	<b>5</b>
<b>3 Product Specifications</b>	<b>6</b>
<b>4 Expanded Performance Data</b>	<b>7</b>
<b>5 Model &amp; Part Numbers</b>	<b>14</b>
<b>6 AHRI 210/240 Performance Data</b>	<b>15</b>
<b>7 Suction Corrected Factor</b>	<b>17</b>
<b>8 Sound Data</b>	<b>17</b>
<b>9 Dimensions</b>	<b>18</b>

---

## 1 Product Features

### 1.1 Standard Features

- ▶ R-410A Chlorine-Free Refrigerant
- ▶ Load 25%-110%
- ▶ Intelligent Oil Return Technology
- ▶ Inverter Driven Rotary Compressor
- ▶ Crankcase Heater Standard
- ▶ Compressor Sound Blanket
- ▶ Multiple System Protection:
  - High pressure switch and low pressure transducer
  - Compressor liquid return protection
  - Compressor high or low compression ratio protection
  - Compressor high temperature protection
  - High / low voltage protection and over current protection
  - IPM and electronic control board high temperature protection
- ▶ AHRI certified; ETL listed

### 1.2 Cabinet Features

- ▶ Unique fan-blade design
- ▶ Baked-on powder paint finish
- ▶ Wind Load compliant per Florida Building Code - 2010
- ▶ Wire fan discharge grille
- ▶ Steel louver coil guard

## 2 Nomenclature




Figure 1

### 3 Product Specifications

	BOVA 36	BOVA 60
<b>Cooling Capacity</b>		
Nominal Cooling (BTU/h)	34,600	57,000
Nominal Heating (BTU/h)	34,200	55,000
<b>Decibels([dB(A)])</b>		
Max.@100% load	77	79
Min.@min load	56	50
<b>Compressor</b>		
RLA	18.5	27.2
LRA	45	58.1
<b>Condenser Fan Motor</b>		
Horsepower (HP)	1/6	1/3
FLA	1.0	2.5
<b>Refrigeration System</b>		
Refrigerant Line Size <sup>1</sup>		
Liquid Line Size ("O.D.)	3/8"	3/8"
Suction Line Size ("O.D.)	3/4"	7/8"
Refrigerant Connection Size		
Liquid Valve Size ("O.D.)	3/8"	3/8"
Suction Line Size ("O.D.)	3/4"	7/8"
Refrigerant Charge(R-410A,oz)	121	163
Expansion Device	EEV	EEV
Maximum Line Length	100 FT	100 FT
Maximum Elevation Difference	50 FT	50 FT
<b>Charging Specifications</b>		
Subcooling at Service Valve	10°F (± 2°F)	8°F (± 2°F)
<b>Operating Range</b>		
Cooling	40°F-120°F	40°F-120°F
Heating	5°F-86°F	5°F-86°F
<b>Electrical Data</b>		
Voltage-Phase-Hz	208/230-1-60	208/230-1-60
Minimum Circuit Ampacity <sup>2</sup>	24.2	36.5
Max. Overcurrent Protection <sup>3</sup>	40	60
Min / Max Volts	187 / 253	187 / 253
<b>Weight</b>		
Equipment Weight (lbs)	157	205
Ship Weight (lbs)	187	238

Table 1

- 1 Tested and rated in accordance with AHRI Standard 210/240.
- 2 Wire size should be determined in accordance with National Electrical Codes; extensive wire runs will require larger wire sizes.
- 3 Must use time-delay fuses or HACR-type circuit breakers of the same size as noted.
- 4 Weight values are estimated.



- Always check the rating plate for electrical data on the unit being installed.
- Unit is factory charged with refrigerant for 15' of 3/8" liquid line. System charge must be adjusted per Installation Instructions Final Charge Procedure.
- Installation of these units requires the specified TXV Kit to be installed on the indoor coil. THE SPECIFIED TXV IS DETERMINED BY THE OUTDOOR UNIT, NOT THE INDOOR COIL.

### 4 Expanded Performance Data

24 AHU + BOVA 36 HP For Cooling																			
Indoor Airflow (CFM)	Outdoor DB	IWB (°F)	59				63				67				71				
		IDB (°F)	70	75	80	85	70	75	80	85	70	75	80	85	70	75	80	85	
700	65	TC	17.2	17.3	17.3	17.4	20.3	20.4	20.5	20.7	23.4	23.5	23.6	23.7	/	27.4	27.5	27.6	
		S/T	0.85	1.00	1.00	1.00	0.57	0.76	0.97	1.00	0.38	0.55	0.73	0.89	/	0.37	0.52	0.67	
		kW	0.81	0.81	0.81	0.81	0.86	0.86	0.86	0.86	1.02	1.02	1.02	1.02	/	1.21	1.21	1.21	
	75	TC	17.2	17.3	17.3	17.4	20.3	20.4	20.5	20.7	23.4	23.5	23.6	23.7	/	27.4	27.5	27.6	
		S/T	0.85	1.00	1.00	1.00	0.57	0.76	0.97	1.00	0.38	0.55	0.73	0.89	/	0.37	0.52	0.67	
		kW	0.97	0.97	0.97	0.97	1.04	1.04	1.04	1.04	1.26	1.26	1.26	1.26	/	1.48	1.48	1.48	
	85	TC	17.2	17.3	17.3	17.4	20.3	20.4	20.5	20.7	23.4	23.5	23.6	23.7	/	27.4	27.5	27.6	
		S/T	0.85	1.00	1.00	1.00	0.57	0.76	0.97	1.00	0.38	0.55	0.73	0.89	/	0.37	0.52	0.67	
		kW	1.15	1.15	1.15	1.15	1.30	1.30	1.30	1.30	1.52	1.52	1.52	1.52	/	1.83	1.83	1.83	
	95	TC	17.2	17.3	17.3	17.4	20.3	20.4	20.5	20.7	23.4	23.5	23.6	23.7	/	27.4	27.5	27.6	
		S/T	0.85	1.00	1.00	1.00	0.57	0.76	0.97	1.00	0.38	0.55	0.73	0.89	/	0.37	0.52	0.67	
		kW	1.28	1.28	1.28	1.28	1.56	1.56	1.56	1.56	1.83	1.83	1.83	1.83	/	2.22	2.22	2.22	
105	TC	17.2	17.3	17.3	17.4	20.3	20.4	20.5	20.7	23.4	23.5	23.6	23.7	/	25.4	25.5	25.6		
	S/T	0.85	1.00	1.00	1.00	0.57	0.76	0.97	1.00	0.38	0.55	0.73	0.89	/	0.38	0.53	0.68		
	kW	1.67	1.67	1.67	1.67	1.87	1.87	1.87	1.87	2.31	2.31	2.31	2.31	/	2.43	2.43	2.43		
115	TC	17.2	17.3	17.3	17.4	17.8	17.8	17.9	18.0	18.7	18.8	18.9	19.0	/	20.0	20.1	20.2		
	S/T	0.85	1.00	1.00	1.00	0.60	0.82	1.00	1.00	0.42	0.62	0.81	0.99	/	0.39	0.58	0.81		
	kW	1.88	1.88	1.88	1.88	1.92	1.92	1.92	1.92	1.98	1.98	1.98	1.98	/	2.05	2.05	2.05		
800	65	TC	17.5	17.5	17.6	17.7	20.7	20.8	20.9	21.0	23.8	23.9	24.0	24.1	/	27.8	28.0	28.1	
		S/T	0.89	1.00	1.00	1.00	0.60	0.80	1.00	1.00	0.40	0.59	0.77	0.94	/	0.39	0.55	0.71	
		kW	0.81	0.81	0.81	0.81	0.87	0.87	0.87	0.87	1.04	1.04	1.04	1.04	/	1.22	1.22	1.22	
	75	TC	17.5	17.5	17.6	17.7	20.7	20.8	20.9	21.0	23.8	23.9	24.0	24.1	/	27.8	28.0	28.1	
		S/T	0.89	1.00	1.00	1.00	0.60	0.80	1.00	1.00	0.40	0.59	0.77	0.94	/	0.39	0.55	0.71	
		kW	0.98	0.98	0.98	0.98	1.05	1.05	1.05	1.05	1.28	1.28	1.28	1.28	/	1.50	1.50	1.50	
	85	TC	17.5	17.5	17.6	17.7	20.7	20.8	20.9	21.0	23.8	23.9	24.0	24.1	/	27.8	28.0	28.1	
		S/T	0.89	1.00	1.00	1.00	0.60	0.80	1.00	1.00	0.40	0.59	0.77	0.94	/	0.39	0.55	0.71	
		kW	1.17	1.17	1.17	1.17	1.31	1.31	1.31	1.31	1.54	1.54	1.54	1.54	/	1.85	1.85	1.85	
	95	TC	17.5	17.5	17.6	17.7	20.7	20.8	20.9	21.0	23.8	23.9	24.0	24.1	/	27.8	28.0	28.1	
		S/T	0.89	1.00	1.00	1.00	0.60	0.80	1.00	1.00	0.40	0.59	0.77	0.94	/	0.39	0.55	0.71	
		kW	1.30	1.30	1.30	1.30	1.57	1.57	1.57	1.57	1.85	1.85	1.85	1.85	/	2.25	2.25	2.25	
105	TC	17.5	17.5	17.6	17.7	20.7	20.8	20.9	21.0	23.8	23.9	24.0	24.1	/	25.8	25.9	26.0		
	S/T	0.89	1.00	1.00	1.00	0.60	0.80	1.00	1.00	0.40	0.59	0.77	0.94	/	0.40	0.56	0.72		
	kW	1.68	1.68	1.68	1.68	1.89	1.89	1.89	1.89	2.33	2.33	2.33	2.33	/	2.46	2.46	2.46		
115	TC	17.5	17.5	17.6	17.7	18.1	18.1	18.2	18.3	19.0	19.1	19.2	19.3	/	20.3	20.4	20.5		
	S/T	0.89	1.00	1.00	1.00	0.63	0.87	1.00	1.00	0.44	0.65	0.85	1.00	/	0.41	0.61	0.86		
	kW	1.91	1.91	1.91	1.91	1.94	1.94	1.94	1.94	2.00	2.00	2.00	2.00	/	2.07	2.07	2.07		
900	65	TC	17.7	17.8	17.9	18.0	21.0	21.1	21.2	21.4	24.2	24.3	24.4	24.5	/	28.3	28.4	28.6	
		S/T	0.93	1.00	1.00	1.00	0.62	0.83	1.00	1.00	0.42	0.61	0.80	0.98	/	0.41	0.57	0.73	
		kW	0.82	0.82	0.82	0.82	0.88	0.88	0.88	0.88	1.05	1.05	1.05	1.05	/	1.23	1.23	1.23	
	75	TC	17.7	17.8	17.9	18.0	21.0	21.1	21.2	21.4	24.2	24.3	24.4	24.5	/	28.3	28.4	28.6	
		S/T	0.93	1.00	1.00	1.00	0.62	0.83	1.00	1.00	0.42	0.61	0.80	0.98	/	0.41	0.57	0.73	
		kW	0.99	0.99	0.99	0.99	1.07	1.07	1.07	1.07	1.29	1.29	1.29	1.29	/	1.51	1.51	1.51	
	85	TC	17.7	17.8	17.9	18.0	21.0	21.1	21.2	21.4	24.2	24.3	24.4	24.5	/	28.3	28.4	28.6	
		S/T	0.93	1.00	1.00	1.00	0.62	0.83	1.00	1.00	0.42	0.61	0.80	0.98	/	0.41	0.57	0.73	
		kW	1.18	1.18	1.18	1.18	1.33	1.33	1.33	1.33	1.55	1.55	1.55	1.55	/	1.87	1.87	1.87	
	95	TC	17.7	17.8	17.9	18.0	21.0	21.1	21.2	21.4	24.2	24.3	24.4	24.5	/	28.3	28.4	28.6	
		S/T	0.93	1.00	1.00	1.00	0.62	0.83	1.00	1.00	0.42	0.61	0.80	0.98	/	0.41	0.57	0.73	
		kW	1.31	1.31	1.31	1.31	1.59	1.59	1.59	1.59	1.87	1.87	1.87	1.87	/	2.27	2.27	2.27	
105	TC	17.7	17.8	17.9	18.0	21.0	21.1	21.2	21.4	24.2	24.3	24.4	24.5	/	26.2	26.4	26.5		
	S/T	0.93	1.00	1.00	1.00	0.62	0.83	1.00	1.00	0.42	0.61	0.80	0.98	/	0.42	0.58	0.75		
	kW	1.70	1.70	1.70	1.70	1.91	1.91	1.91	1.91	2.36	2.36	2.36	2.36	/	2.49	2.49	2.49		
115	TC	17.7	17.8	17.9	18.0	18.4	18.5	18.5	18.6	19.3	19.4	19.5	19.6	/	20.6	20.7	20.8		
	S/T	0.93	1.00	1.00	1.00	0.66	0.90	1.00	1.00	0.46	0.67	0.89	1.00	/	0.42	0.64	0.89		
	kW	1.93	1.93	1.93	1.93	1.96	1.96	1.96	1.96	2.02	2.02	2.02	2.02	/	2.09	2.09	2.09		

Table 2

TC refer to total capacity S/T: refer to the ratio of sensible heat and total capacity kW: refer to total input power

36 AHU + BOVA 36 HP For Cooling																		
Indoor Airflow (CFM)	Outdoor DB	IWB (°F)	59				63				67				71			
		IDB (°F)	70	75	80	85	70	75	80	85	70	75	80	85	70	75	80	85
970	65	TC	24.7	24.8	24.9	25.0	29.2	29.4	29.5	29.7	33.6	33.7	33.9	34.1	/	39.3	39.5	39.7
		S/T	0.82	1.00	1.00	1.00	0.55	0.74	0.94	1.00	0.37	0.54	0.71	0.87	/	0.36	0.51	0.65
		kW	1.32	1.32	1.32	1.32	1.41	1.41	1.41	1.41	1.68	1.68	1.68	1.68	/	1.98	1.98	1.98
	75	TC	24.7	24.8	24.9	25.0	29.2	29.4	29.5	29.7	33.6	33.7	33.9	34.1	/	39.3	39.5	39.7
		S/T	0.82	1.00	1.00	1.00	0.55	0.74	0.94	1.00	0.37	0.54	0.71	0.87	/	0.36	0.51	0.65
		kW	1.59	1.59	1.59	1.59	1.71	1.71	1.71	1.71	2.07	2.07	2.07	2.07	/	2.43	2.43	2.43
	85	TC	24.7	24.8	24.9	25.0	29.2	29.4	29.5	29.7	33.6	33.7	33.9	34.1	/	39.3	39.5	39.7
		S/T	0.82	1.00	1.00	1.00	0.55	0.74	0.94	1.00	0.37	0.54	0.71	0.87	/	0.36	0.51	0.65
		kW	1.89	1.89	1.89	1.89	2.13	2.13	2.13	2.13	2.49	2.49	2.49	2.49	/	3.00	3.00	3.00
	95	TC	24.7	24.8	24.9	25.0	29.2	29.4	29.5	29.7	33.6	33.7	33.9	34.1	/	39.3	39.5	39.7
		S/T	0.82	1.00	1.00	1.00	0.55	0.74	0.94	1.00	0.37	0.54	0.71	0.87	/	0.36	0.51	0.65
		kW	2.10	2.10	2.10	2.10	2.55	2.55	2.55	2.55	3.00	3.00	3.00	3.00	/	3.65	3.65	3.65
	105	TC	24.7	24.8	24.9	25.0	29.2	29.4	29.5	29.7	33.6	33.7	33.9	34.1	/	36.4	36.6	36.8
		S/T	0.82	1.00	1.00	1.00	0.55	0.74	0.94	1.00	0.37	0.54	0.71	0.87	/	0.37	0.52	0.66
		kW	2.73	2.73	2.73	2.73	3.06	3.06	3.06	3.06	3.78	3.78	3.78	3.78	/	3.99	3.99	3.99
	115	TC	24.7	24.8	24.9	25.0	25.5	25.6	25.8	25.9	26.8	27.0	27.1	27.3	/	28.7	28.8	29.0
		S/T	0.82	1.00	1.00	1.00	0.58	0.80	0.99	1.00	0.41	0.60	0.79	0.96	/	0.38	0.56	0.79
		kW	3.09	3.09	3.09	3.09	3.15	3.15	3.15	3.15	3.24	3.24	3.24	3.24	/	3.36	3.36	3.36
1120	65	TC	25.2	25.3	25.4	25.5	29.8	30.0	30.1	30.3	34.3	34.4	34.6	34.8	/	40.1	40.3	40.5
		S/T	0.87	1.00	1.00	1.00	0.59	0.78	0.99	1.00	0.39	0.57	0.75	0.92	/	0.38	0.54	0.69
		kW	1.33	1.33	1.33	1.33	1.42	1.42	1.42	1.42	1.70	1.70	1.70	1.70	/	2.00	2.00	2.00
	75	TC	25.2	25.3	25.4	25.5	29.8	30.0	30.1	30.3	34.3	34.4	34.6	34.8	/	40.1	40.3	40.5
		S/T	0.87	1.00	1.00	1.00	0.59	0.78	0.99	1.00	0.39	0.57	0.75	0.92	/	0.38	0.54	0.69
		kW	1.61	1.61	1.61	1.61	1.73	1.73	1.73	1.73	2.09	2.09	2.09	2.09	/	2.45	2.45	2.45
	85	TC	25.2	25.3	25.4	25.5	29.8	30.0	30.1	30.3	34.3	34.4	34.6	34.8	/	40.1	40.3	40.5
		S/T	0.87	1.00	1.00	1.00	0.59	0.78	0.99	1.00	0.39	0.57	0.75	0.92	/	0.38	0.54	0.69
		kW	1.91	1.91	1.91	1.91	2.15	2.15	2.15	2.15	2.51	2.51	2.51	2.51	/	3.03	3.03	3.03
	95	TC	25.2	25.3	25.4	25.5	29.8	30.0	30.1	30.3	34.3	34.4	34.6	34.8	/	40.1	40.3	40.5
		S/T	0.87	1.00	1.00	1.00	0.59	0.78	0.99	1.00	0.39	0.57	0.75	0.92	/	0.38	0.54	0.69
		kW	2.12	2.12	2.12	2.12	2.58	2.58	2.58	2.58	3.03	3.03	3.03	3.03	/	3.68	3.68	3.68
	105	TC	25.2	25.3	25.4	25.5	29.8	30.0	30.1	30.3	34.3	34.4	34.6	34.8	/	37.2	37.4	37.6
		S/T	0.87	1.00	1.00	1.00	0.59	0.78	0.99	1.00	0.39	0.57	0.75	0.92	/	0.39	0.55	0.70
		kW	2.76	2.76	2.76	2.76	3.09	3.09	3.09	3.09	3.82	3.82	3.82	3.82	/	4.03	4.03	4.03
	115	TC	25.2	25.3	25.4	25.5	26.0	26.2	26.3	26.4	27.4	27.5	27.7	27.8	/	29.3	29.4	29.6
		S/T	0.87	1.00	1.00	1.00	0.62	0.84	1.00	1.00	0.43	0.63	0.83	1.00	/	0.40	0.60	0.83
		kW	3.12	3.12	3.12	3.12	3.18	3.18	3.18	3.18	3.27	3.27	3.27	3.27	/	3.39	3.39	3.39
1270	65	TC	25.7	25.9	26.0	26.1	30.5	30.7	30.8	31.0	35.0	35.2	35.4	35.6	/	41.0	41.3	41.5
		S/T	0.90	1.00	1.00	1.00	0.61	0.81	1.00	1.00	0.41	0.59	0.78	0.95	/	0.40	0.56	0.72
		kW	1.34	1.34	1.34	1.34	1.43	1.43	1.43	1.43	1.71	1.71	1.71	1.71	/	2.01	2.01	2.01
	75	TC	25.7	25.9	26.0	26.1	30.5	30.7	30.8	31.0	35.0	35.2	35.4	35.6	/	41.0	41.3	41.5
		S/T	0.90	1.00	1.00	1.00	0.61	0.81	1.00	1.00	0.41	0.59	0.78	0.95	/	0.40	0.56	0.72
		kW	1.62	1.62	1.62	1.62	1.74	1.74	1.74	1.74	2.10	2.10	2.10	2.10	/	2.47	2.47	2.47
	85	TC	25.7	25.9	26.0	26.1	30.5	30.7	30.8	31.0	35.0	35.2	35.4	35.6	/	41.0	41.3	41.5
		S/T	0.90	1.00	1.00	1.00	0.61	0.81	1.00	1.00	0.41	0.59	0.78	0.95	/	0.40	0.56	0.72
		kW	1.92	1.92	1.92	1.92	2.17	2.17	2.17	2.17	2.53	2.53	2.53	2.53	/	3.05	3.05	3.05
	95	TC	25.7	25.9	26.0	26.1	30.5	30.7	30.8	31.0	35.0	35.2	35.4	35.6	/	41.0	41.3	41.5
		S/T	0.90	1.00	1.00	1.00	0.61	0.81	1.00	1.00	0.41	0.59	0.78	0.95	/	0.40	0.56	0.72
		kW	2.14	2.14	2.14	2.14	2.59	2.59	2.59	2.59	3.05	3.05	3.05	3.05	/	3.71	3.71	3.71
	105	TC	25.7	25.9	26.0	26.1	30.5	30.7	30.8	31.0	35.0	35.2	35.4	35.6	/	38.0	38.2	38.4
		S/T	0.90	1.00	1.00	1.00	0.61	0.81	1.00	1.00	0.41	0.59	0.78	0.95	/	0.41	0.57	0.73
		kW	2.78	2.78	2.78	2.78	3.11	3.11	3.11	3.11	3.84	3.84	3.84	3.84	/	4.06	4.06	4.06
	115	TC	25.7	25.9	26.0	26.1	26.6	26.8	26.9	27.0	28.0	28.2	28.3	28.5	/	29.9	30.1	30.2
		S/T	0.90	1.00	1.00	1.00	0.64	0.88	1.00	1.00	0.45	0.66	0.87	1.00	/	0.41	0.62	0.87
		kW	3.14	3.14	3.14	3.14	3.20	3.20	3.20	3.20	3.29	3.29	3.29	3.29	/	3.42	3.42	3.42

Table 3

TC refer to total capacity S/T: refer to the ratio of sensible heat and total capacity kW: refer to total input power



36B AHU+BOVA 60 HP For Cooling																		
Indoor Airflow (CFM)	Outdoor DB	IWB (°F)	59				63				67				71			
		IDB (°F)	70	75	80	85	70	75	80	85	70	75	80	85	70	75	80	85
970	65	TC	23.8	23.9	24.1	24.3	28.2	28.3	28.5	28.7	33.2	33.3	33.5	33.7	/	40.9	41.1	41.3
		S/T	0.67	0.87	1.00	1.00	0.51	0.65	0.86	1.00	0.37	0.57	0.72	0.87	/	0.35	0.51	0.66
		kW	1.20	1.20	1.20	1.20	1.32	1.32	1.32	1.32	1.48	1.48	1.48	1.48	/	1.79	1.79	1.79
	75	TC	23.8	23.9	24.1	24.3	28.2	28.3	28.5	28.7	33.2	33.3	33.5	33.7	/	40.9	41.1	41.3
		S/T	0.67	0.87	1.00	1.00	0.51	0.65	0.86	1.00	0.37	0.57	0.72	0.87	/	0.35	0.51	0.66
		kW	1.49	1.49	1.49	1.49	1.64	1.64	1.64	1.64	1.82	1.82	1.82	1.82	/	2.31	2.31	2.31
	85	TC	23.8	23.9	24.1	24.3	28.2	28.3	28.5	28.7	33.2	33.3	33.5	33.7	/	40.9	41.1	41.3
		S/T	0.67	0.87	1.00	1.00	0.51	0.65	0.86	1.00	0.37	0.57	0.72	0.87	/	0.35	0.51	0.66
		kW	1.78	1.78	1.78	1.78	1.97	1.97	1.97	1.97	2.19	2.19	2.19	2.19	/	2.79	2.79	2.79
	95	TC	23.8	23.9	24.1	24.3	28.2	28.3	28.5	28.7	33.2	33.3	33.5	33.7	/	40.9	41.1	41.3
		S/T	0.67	0.87	1.00	1.00	0.51	0.65	0.86	1.00	0.37	0.57	0.72	0.87	/	0.35	0.51	0.66
		kW	2.05	2.05	2.05	2.05	2.31	2.31	2.31	2.31	2.59	2.59	2.59	2.59	/	3.26	3.26	3.26
	105	TC	23.8	23.9	24.1	24.3	28.2	28.3	28.5	28.7	33.2	33.3	33.5	33.7	/	40.9	41.1	41.3
		S/T	0.67	0.87	1.00	1.00	0.51	0.65	0.86	1.00	0.37	0.57	0.72	0.87	/	0.35	0.51	0.66
		kW	2.46	2.46	2.46	2.46	2.73	2.73	2.73	2.73	3.16	3.16	3.16	3.16	/	4.02	4.02	4.02
	115	TC	23.8	23.9	24.1	24.3	28.2	28.3	28.5	28.7	33.2	33.3	33.5	33.7	/	33.0	33.2	33.4
		S/T	0.67	0.87	1.00	1.00	0.51	0.65	0.86	1.00	0.37	0.57	0.72	0.87	/	0.38	0.54	0.72
		kW	2.85	2.85	2.85	2.85	3.32	3.32	3.32	3.32	3.81	3.81	3.81	3.81	/	3.51	3.51	3.51
1120	65	TC	24.6	24.7	24.9	25.1	29.1	29.2	29.4	29.6	34.9	35.0	35.2	35.4	/	42.9	43.1	43.3
		S/T	0.67	0.87	1.00	1.00	0.53	0.68	0.88	1.00	0.39	0.59	0.74	0.91	/	0.38	0.57	0.71
		kW	1.24	1.24	1.24	1.24	1.38	1.38	1.38	1.38	1.62	1.62	1.62	1.62	/	1.89	1.89	1.89
	75	TC	24.6	24.7	24.9	25.1	29.1	29.2	29.4	29.6	34.9	35.0	35.2	35.4	/	42.9	43.1	43.3
		S/T	0.67	0.87	1.00	1.00	0.53	0.68	0.88	1.00	0.39	0.59	0.74	0.91	/	0.38	0.57	0.71
		kW	1.52	1.52	1.52	1.52	1.69	1.69	1.69	1.69	1.98	1.98	1.98	1.98	/	2.38	2.38	2.38
	85	TC	24.6	24.7	24.9	25.1	29.1	29.2	29.4	29.6	34.9	35.0	35.2	35.4	/	42.9	43.1	43.3
		S/T	0.67	0.87	1.00	1.00	0.53	0.68	0.88	1.00	0.39	0.59	0.74	0.91	/	0.38	0.57	0.71
		kW	1.82	1.82	1.82	1.82	2.03	2.03	2.03	2.03	2.37	2.37	2.37	2.37	/	2.85	2.85	2.85
	95	TC	24.6	24.7	24.9	25.1	29.1	29.2	29.4	29.6	34.9	35.0	35.2	35.4	/	42.9	43.1	43.3
		S/T	0.67	0.87	1.00	1.00	0.53	0.68	0.88	1.00	0.39	0.59	0.74	0.91	/	0.38	0.57	0.71
		kW	2.08	2.08	2.08	2.08	2.39	2.39	2.39	2.39	2.79	2.79	2.79	2.79	/	3.47	3.47	3.47
	105	TC	24.6	24.7	24.9	25.1	29.1	29.2	29.4	29.6	34.9	35.0	35.2	35.4	/	42.9	43.1	43.3
		S/T	0.67	0.87	1.00	1.00	0.53	0.68	0.88	1.00	0.39	0.59	0.74	0.91	/	0.38	0.57	0.71
		kW	2.51	2.51	2.51	2.51	2.79	2.79	2.79	2.79	3.38	3.38	3.38	3.38	/	4.31	4.31	4.31
	115	TC	24.6	24.7	24.9	25.1	29.1	29.2	29.4	29.6	32.1	32.2	32.4	32.6	/	33.9	34.1	34.3
		S/T	0.67	0.87	1.00	1.00	0.53	0.68	0.88	1.00	0.41	0.61	0.76	0.94	/	0.40	0.60	0.78
		kW	2.91	2.91	2.91	2.91	3.39	3.39	3.39	3.39	3.57	3.57	3.57	3.57	/	3.59	3.58	3.59
1270	65	TC	25.7	25.8	26.0	26.2	30.9	31.0	31.2	31.4	37.0	37.1	37.3	37.5	/	46.2	46.4	46.6
		S/T	0.71	0.91	1.00	1.00	0.56	0.71	0.91	1.00	0.42	0.53	0.78	0.96	/	0.44	0.62	0.78
		kW	1.37	1.37	1.37	1.37	1.52	1.52	1.52	1.52	1.76	1.76	1.76	1.76	/	2.13	2.13	2.13
	75	TC	25.7	25.8	26.0	26.2	30.9	31.0	31.2	31.4	37.0	37.1	37.3	37.5	/	46.2	46.4	46.6
		S/T	0.71	0.91	1.00	1.00	0.56	0.71	0.91	1.00	0.42	0.53	0.78	0.96	/	0.44	0.62	0.78
		kW	1.67	1.67	1.67	1.67	1.85	1.85	1.85	1.85	2.14	2.14	2.14	2.14	/	2.57	2.57	2.57
	85	TC	25.7	25.8	26.0	26.2	30.9	31.0	31.2	31.4	37.0	37.1	37.3	37.5	/	46.2	46.4	46.6
		S/T	0.71	0.91	1.00	1.00	0.56	0.71	0.91	1.00	0.42	0.53	0.78	0.96	/	0.44	0.62	0.78
		kW	1.97	1.97	1.97	1.97	2.20	2.20	2.20	2.20	2.54	2.54	2.54	2.54	/	3.17	3.17	3.17
	95	TC	25.7	25.8	26.0	26.2	30.9	31.0	31.2	31.4	37.0	37.1	37.3	37.5	/	46.2	46.4	46.6
		S/T	0.71	0.91	1.00	1.00	0.56	0.71	0.91	1.00	0.42	0.53	0.78	0.96	/	0.44	0.62	0.78
		kW	2.27	2.27	2.27	2.27	2.68	2.68	2.68	2.68	3.11	3.11	3.11	3.11	/	3.82	3.82	3.82
	105	TC	25.7	25.8	26.0	26.2	30.9	31.0	31.2	31.4	37.0	37.1	37.3	37.5	/	46.2	46.4	46.6
		S/T	0.71	0.91	1.00	1.00	0.56	0.71	0.91	1.00	0.42	0.53	0.78	0.96	/	0.44	0.62	0.78
		kW	2.71	2.71	2.71	2.71	3.14	3.14	3.14	3.14	3.74	3.74	3.74	3.74	/	4.54	4.54	4.54
	115	TC	25.7	25.8	26.0	26.2	30.9	31.0	31.2	31.4	32.7	32.8	33.0	33.2	/	34.6	34.8	35.0
		S/T	0.71	0.91	1.00	1.00	0.56	0.71	0.91	1.00	0.45	0.56	0.81	1.00	/	0.46	0.64	0.81
		kW	3.24	3.24	3.24	3.24	3.61	3.61	3.61	3.61	3.63	3.63	3.63	3.63	/	3.65	3.65	3.65

Table 4

TC refer to total capacity S/T: refer to the ratio of sensible heat and total capacity kW: refer to total input power

48 AHU +BOVA 60 HP For Cooling																		
Indoor Airflow (CFM)	Outdoor DB	IWB (°F)	59				63				67				71			
		IDB (°F)	70	75	80	85	70	75	80	85	70	75	80	85	70	75	80	85
1360	65	TC	33.7	33.8	34.0	34.2	39.9	40.1	40.3	40.5	45.8	46.1	46.3	46.5	/	53.7	54.0	54.2
		S/T	0.85	1.00	1.00	1.00	0.57	0.76	0.97	1.00	0.38	0.55	0.73	0.89	/	0.37	0.52	0.67
		kW	1.64	1.64	1.64	1.64	1.75	1.75	1.75	1.75	2.08	2.08	2.08	2.08	/	2.46	2.46	2.46
	75	TC	33.7	33.8	34.0	34.2	39.9	40.1	40.3	40.5	45.8	46.1	46.3	46.5	/	53.7	54.0	54.2
		S/T	0.85	1.00	1.00	1.00	0.57	0.76	0.97	1.00	0.38	0.55	0.73	0.89	/	0.37	0.52	0.67
		kW	1.97	1.97	1.97	1.97	2.12	2.12	2.12	2.12	2.57	2.57	2.57	2.57	/	3.01	3.01	3.01
	85	TC	33.7	33.8	34.0	34.2	39.9	40.1	40.3	40.5	45.8	46.1	46.3	46.5	/	53.7	54.0	54.2
		S/T	0.85	1.00	1.00	1.00	0.57	0.76	0.97	1.00	0.38	0.55	0.73	0.89	/	0.37	0.52	0.67
		kW	2.34	2.34	2.34	2.34	2.64	2.64	2.64	2.64	3.09	3.09	3.09	3.09	/	3.72	3.72	3.72
	95	TC	33.7	33.8	34.0	34.2	39.9	40.1	40.3	40.5	45.8	46.1	46.3	46.5	/	53.7	54.0	54.2
		S/T	0.85	1.00	1.00	1.00	0.57	0.76	0.97	1.00	0.38	0.55	0.73	0.89	/	0.37	0.52	0.67
		kW	2.60	2.60	2.60	2.60	3.16	3.16	3.16	3.16	3.72	3.72	3.72	3.72	/	4.52	4.52	4.52
	105	TC	33.7	33.8	34.0	34.2	39.9	40.1	40.3	40.5	45.8	46.1	46.3	46.5	/	49.8	50.0	50.3
		S/T	0.85	1.00	1.00	1.00	0.57	0.76	0.97	1.00	0.38	0.55	0.73	0.89	/	0.38	0.53	0.68
		kW	3.39	3.39	3.39	3.39	3.79	3.79	3.79	3.79	4.69	4.69	4.69	4.69	/	4.95	4.95	4.95
	115	TC	33.7	33.8	34.0	34.2	34.8	35.0	35.2	35.4	36.7	36.9	37.0	37.2	/	39.2	39.4	39.6
		S/T	0.85	1.00	1.00	1.00	0.60	0.82	1.00	1.00	0.42	0.62	0.81	0.99	/	0.39	0.58	0.81
		kW	3.83	3.83	3.83	3.83	3.91	3.91	3.91	3.91	4.02	4.02	4.02	4.02	/	4.17	4.17	4.17
1560	65	TC	34.2	34.4	34.5	34.7	40.5	40.7	40.9	41.1	46.5	46.8	47.0	47.2	/	54.5	54.8	55.0
		S/T	0.88	1.00	1.00	1.00	0.59	0.79	1.00	1.00	0.40	0.58	0.76	0.93	/	0.39	0.54	0.70
		kW	1.65	1.65	1.65	1.65	1.77	1.77	1.77	1.77	2.11	2.11	2.11	2.11	/	2.48	2.48	2.48
	75	TC	34.2	34.4	34.5	34.7	40.5	40.7	40.9	41.1	46.5	46.8	47.0	47.2	/	54.5	54.8	55.0
		S/T	0.88	1.00	1.00	1.00	0.59	0.79	1.00	1.00	0.40	0.58	0.76	0.93	/	0.39	0.54	0.70
		kW	1.99	1.99	1.99	1.99	2.14	2.14	2.14	2.14	2.59	2.59	2.59	2.59	/	3.05	3.05	3.05
	85	TC	34.2	34.4	34.5	34.7	40.5	40.7	40.9	41.1	46.5	46.8	47.0	47.2	/	54.5	54.8	55.0
		S/T	0.88	1.00	1.00	1.00	0.59	0.79	1.00	1.00	0.40	0.58	0.76	0.93	/	0.39	0.54	0.70
		kW	2.37	2.37	2.37	2.37	2.67	2.67	2.67	2.67	3.12	3.12	3.12	3.12	/	3.76	3.76	3.76
	95	TC	34.2	34.4	34.5	34.7	40.5	40.7	40.9	41.1	46.5	46.8	47.0	47.2	/	54.5	54.8	55.0
		S/T	0.88	1.00	1.00	1.00	0.59	0.79	1.00	1.00	0.40	0.58	0.76	0.93	/	0.39	0.54	0.70
		kW	2.63	2.63	2.63	2.63	3.20	3.20	3.20	3.20	3.76	3.76	3.76	3.76	/	4.57	4.57	4.57
	105	TC	34.2	34.4	34.5	34.7	40.5	40.7	40.9	41.1	46.5	46.8	47.0	47.2	/	50.5	50.8	51.0
		S/T	0.88	1.00	1.00	1.00	0.59	0.79	1.00	1.00	0.40	0.58	0.76	0.93	/	0.40	0.55	0.71
		kW	3.42	3.42	3.42	3.42	3.84	3.84	3.84	3.84	4.74	4.74	4.74	4.74	/	5.00	5.00	5.00
	115	TC	34.2	34.4	34.5	34.7	35.4	35.5	35.7	35.9	37.2	37.4	37.6	37.8	/	39.8	40.0	40.1
		S/T	0.88	1.00	1.00	1.00	0.62	0.86	1.00	1.00	0.44	0.64	0.84	1.00	/	0.40	0.60	0.85
		kW	3.87	3.87	3.87	3.87	3.95	3.95	3.95	3.95	4.06	4.06	4.06	4.06	/	4.21	4.21	4.21
1760	65	TC	34.7	34.9	35.0	35.2	41.1	41.3	41.5	41.7	47.2	47.5	47.7	47.9	/	55.3	55.6	55.9
		S/T	0.92	1.00	1.00	1.00	0.62	0.82	1.00	1.00	0.41	0.60	0.79	0.96	/	0.40	0.56	0.73
		kW	1.67	1.67	1.67	1.67	1.79	1.79	1.79	1.79	2.13	2.13	2.13	2.13	/	2.51	2.51	2.51
	75	TC	34.7	34.9	35.0	35.2	41.1	41.3	41.5	41.7	47.2	47.5	47.7	47.9	/	55.3	55.6	55.9
		S/T	0.92	1.00	1.00	1.00	0.62	0.82	1.00	1.00	0.41	0.60	0.79	0.96	/	0.40	0.56	0.73
		kW	2.01	2.01	2.01	2.01	2.17	2.17	2.17	2.17	2.62	2.62	2.62	2.62	/	3.08	3.08	3.08
	85	TC	34.7	34.9	35.0	35.2	41.1	41.3	41.5	41.7	47.2	47.5	47.7	47.9	/	55.3	55.6	55.9
		S/T	0.92	1.00	1.00	1.00	0.62	0.82	1.00	1.00	0.41	0.60	0.79	0.96	/	0.40	0.56	0.73
		kW	2.39	2.39	2.39	2.39	2.70	2.70	2.70	2.70	3.15	3.15	3.15	3.15	/	3.80	3.80	3.80
	95	TC	34.7	34.9	35.0	35.2	41.1	41.3	41.5	41.7	47.2	47.5	47.7	47.9	/	55.3	55.6	55.9
		S/T	0.92	1.00	1.00	1.00	0.62	0.82	1.00	1.00	0.41	0.60	0.79	0.96	/	0.40	0.56	0.73
		kW	2.66	2.66	2.66	2.66	3.23	3.23	3.23	3.23	3.80	3.80	3.80	3.80	/	4.62	4.62	4.62
	105	TC	34.7	34.9	35.0	35.2	41.1	41.3	41.5	41.7	47.2	47.5	47.7	47.9	/	51.3	51.5	51.8
		S/T	0.92	1.00	1.00	1.00	0.62	0.82	1.00	1.00	0.41	0.60	0.79	0.96	/	0.41	0.58	0.74
		kW	3.46	3.46	3.46	3.46	3.88	3.88	3.88	3.88	4.79	4.79	4.79	4.79	/	5.05	5.05	5.05
	115	TC	34.7	34.9	35.0	35.2	35.9	36.1	36.3	36.4	37.8	38.0	38.2	38.4	/	40.3	40.5	40.7
		S/T	0.92	1.00	1.00	1.00	0.65	0.89	1.00	1.00	0.46	0.67	0.88	1.00	/	0.42	0.63	0.88
		kW	3.91	3.91	3.91	3.91	3.99	3.99	3.99	3.99	4.10	4.10	4.10	4.10	/	4.26	4.26	4.26

Table 5

TC refer to total capacity S/T: refer to the ratio of sensible heat and total capacity kW: refer to total input power

60 AHU + BOVA 60 HP For Cooling																		
Indoor Airflow (CFM)	Outdoor DB	IWB (°F)	59				63				67				71			
		IDB (°F)	70	75	80	85	70	75	80	85	70	75	80	85	70	75	80	85
1500	65	TC	40.8	41.0	41.2	41.4	48.4	48.6	48.8	49.1	55.5	55.8	56.1	56.4	/	65.0	65.4	65.7
		S/T	0.81	1.00	1.00	1.00	0.55	0.73	0.93	1.00	0.36	0.53	0.70	0.85	/	0.36	0.50	0.64
		kW	2.22	2.22	2.22	2.22	2.37	2.37	2.37	2.37	2.83	2.83	2.83	2.83	/	3.33	3.33	3.33
	75	TC	40.8	41.0	41.2	41.4	48.4	48.6	48.8	49.1	55.5	55.8	56.1	56.4	/	65.0	65.4	65.7
		S/T	0.81	1.00	1.00	1.00	0.55	0.73	0.93	1.00	0.36	0.53	0.70	0.85	/	0.36	0.50	0.64
		kW	2.68	2.68	2.68	2.68	2.88	2.88	2.88	2.88	3.48	3.48	3.48	3.48	/	4.09	4.09	4.09
	85	TC	40.8	41.0	41.2	41.4	48.4	48.6	48.8	49.1	55.5	55.8	56.1	56.4	/	65.0	65.4	65.7
		S/T	0.81	1.00	1.00	1.00	0.55	0.73	0.93	1.00	0.36	0.53	0.70	0.85	/	0.36	0.50	0.64
		kW	3.18	3.18	3.18	3.18	3.59	3.59	3.59	3.59	4.19	4.19	4.19	4.19	/	5.05	5.05	5.05
	95	TC	40.8	41.0	41.2	41.4	48.4	48.6	48.8	49.1	55.5	55.8	56.1	56.4	/	65.0	65.4	65.7
		S/T	0.81	1.00	1.00	1.00	0.55	0.73	0.93	1.00	0.36	0.53	0.70	0.85	/	0.36	0.50	0.64
		kW	3.54	3.54	3.54	3.54	4.29	4.29	4.29	4.29	5.05	5.05	5.05	5.05	/	5.96	5.96	5.96
	105	TC	40.8	41.0	41.2	41.4	48.4	48.6	48.8	49.1	54.4	54.7	55.0	55.3	/	57.5	57.8	58.1
		S/T	0.81	1.00	1.00	1.00	0.55	0.73	0.93	1.00	0.36	0.53	0.70	0.85	/	0.36	0.51	0.66
		kW	4.28	4.28	4.28	4.28	5.21	5.21	5.21	5.21	5.86	5.86	5.86	5.86	/	5.98	5.98	5.98
	115	TC	40.8	41.0	40.4	41.4	42.2	42.4	42.6	42.8	44.4	44.7	44.9	45.1	/	46.9	47.1	47.4
		S/T	0.81	1.00	1.00	1.00	0.57	0.79	0.98	1.00	0.40	0.59	0.78	0.95	/	0.37	0.56	0.78
		kW	4.98	4.98	4.98	4.98	5.14	5.14	5.14	5.14	5.30	5.30	5.30	5.30	/	5.46	5.46	5.46
1700	65	TC	41.5	41.7	41.9	42.1	49.1	49.4	49.6	49.9	56.4	56.7	57.0	57.3	/	66.1	66.4	66.8
		S/T	0.85	1.00	1.00	1.00	0.57	0.76	0.97	1.00	0.38	0.55	0.73	0.89	/	0.37	0.52	0.67
		kW	2.24	2.24	2.24	2.24	2.39	2.39	2.39	2.39	2.85	2.85	2.85	2.85	/	3.36	3.36	3.36
	75	TC	41.5	41.7	41.9	42.1	49.1	49.4	49.6	49.9	56.4	56.7	57.0	57.3	/	66.1	66.4	66.8
		S/T	0.85	1.00	1.00	1.00	0.57	0.76	0.97	1.00	0.38	0.55	0.73	0.89	/	0.37	0.52	0.67
		kW	2.70	2.70	2.70	2.70	2.90	2.90	2.90	2.90	3.51	3.51	3.51	3.51	/	4.12	4.12	4.12
	85	TC	41.5	41.7	41.9	42.1	49.1	49.4	49.6	49.9	56.4	56.7	57.0	57.3	/	66.1	66.4	66.8
		S/T	0.85	1.00	1.00	1.00	0.57	0.76	0.97	1.00	0.38	0.55	0.73	0.89	/	0.37	0.52	0.67
		kW	3.21	3.21	3.21	3.21	3.61	3.61	3.61	3.61	4.22	4.22	4.22	4.22	/	5.09	5.09	5.09
	95	TC	41.5	41.7	41.9	42.1	49.1	49.4	49.6	49.9	56.4	56.7	57.0	57.3	/	66.1	66.4	66.8
		S/T	0.85	1.00	1.00	1.00	0.57	0.76	0.97	1.00	0.38	0.55	0.73	0.89	/	0.37	0.52	0.67
		kW	3.56	3.56	3.56	3.56	4.33	4.33	4.33	4.33	5.09	5.09	5.09	5.09	/	6.01	6.01	6.01
	105	TC	41.5	41.7	41.9	42.1	49.1	49.4	49.6	49.9	55.3	55.6	55.9	56.1	/	58.4	58.7	59.0
		S/T	0.85	1.00	1.00	1.00	0.57	0.76	0.97	1.00	0.38	0.55	0.73	0.89	/	0.38	0.53	0.68
		kW	4.31	4.31	4.31	4.31	5.25	5.25	5.25	5.25	5.90	5.90	5.90	5.90	/	6.02	6.02	6.02
	115	TC	41.5	41.7	41.0	42.1	42.9	43.1	43.3	43.5	45.1	45.4	45.6	45.8	/	47.6	47.9	48.1
		S/T	0.85	1.00	1.00	1.00	0.60	0.82	1.00	1.00	0.42	0.62	0.81	0.99	/	0.39	0.58	0.81
		kW	5.02	5.02	5.02	5.02	5.18	5.18	5.18	5.18	5.34	5.34	5.34	5.34	/	5.50	5.50	5.50
1900	65	TC	42.1	42.3	42.5	42.7	49.9	50.2	50.4	50.7	57.3	57.6	57.9	58.2	/	67.1	67.5	67.8
		S/T	0.88	1.00	1.00	1.00	0.59	0.79	1.00	1.00	0.40	0.58	0.76	0.93	/	0.39	0.54	0.70
		kW	2.26	2.26	2.26	2.26	2.42	2.42	2.42	2.42	2.88	2.88	2.88	2.88	/	3.39	3.39	3.39
	75	TC	42.1	42.3	42.5	42.7	49.9	50.2	50.4	50.7	57.3	57.6	57.9	58.2	/	67.1	67.5	67.8
		S/T	0.88	1.00	1.00	1.00	0.59	0.79	1.00	1.00	0.40	0.58	0.76	0.93	/	0.39	0.54	0.70
		kW	2.72	2.72	2.72	2.72	2.93	2.93	2.93	2.93	3.55	3.55	3.55	3.55	/	4.16	4.16	4.16
	85	TC	42.1	42.3	42.5	42.7	49.9	50.2	50.4	50.7	57.3	57.6	57.9	58.2	/	67.1	67.5	67.8
		S/T	0.88	1.00	1.00	1.00	0.59	0.79	1.00	1.00	0.40	0.58	0.76	0.93	/	0.39	0.54	0.70
		kW	3.24	3.24	3.24	3.24	3.65	3.65	3.65	3.65	4.27	4.27	4.27	4.27	/	5.14	5.14	5.14
	95	TC	42.1	42.3	42.5	42.7	49.9	50.2	50.4	50.7	57.3	57.6	57.9	58.2	/	67.1	67.5	67.8
		S/T	0.88	1.00	1.00	1.00	0.59	0.79	1.00	1.00	0.40	0.58	0.76	0.93	/	0.39	0.54	0.70
		kW	3.60	3.60	3.60	3.60	4.37	4.37	4.37	4.37	5.14	5.14	5.14	5.14	/	6.07	6.07	6.07
	105	TC	42.1	42.3	42.5	42.7	49.9	50.2	50.4	50.7	56.2	56.5	56.7	57.0	/	59.3	59.6	59.9
		S/T	0.88	1.00	1.00	1.00	0.59	0.79	1.00	1.00	0.40	0.58	0.76	0.93	/	0.40	0.55	0.71
		kW	4.35	4.35	4.35	4.35	5.31	5.31	5.31	5.31	5.96	5.96	5.96	5.96	/	6.08	6.08	6.08
	115	TC	42.1	42.3	41.7	42.7	43.6	43.8	44.0	44.2	45.9	46.1	46.3	46.6	/	48.4	48.6	48.9
		S/T	0.88	1.00	1.00	1.00	0.62	0.86	1.00	1.00	0.44	0.64	0.84	1.00	/	0.40	0.60	0.85
		kW	5.07	5.07	5.07	5.07	5.24	5.24	5.24	5.24	5.40	5.40	5.40	5.40	/	5.56	5.56	5.56

Table 6

TC refer to total capacity S/T: refer to the ratio of sensible heat and total capacity kW: refer to total input power

24 AHU + BOVA 36 HP For Heating																		
Airflow (CFM)	ID	OD	72	67	62	57	52	47	42	37	32	27	22	17	12	7	5	
700	60	TC	30.3	30.3	30.3	30.3	30.3	28.5	26.8	25.2	23.7	22.3	20.9	19.9	19.1	18.7	18.6	
		kW	1.66	1.80	1.94	2.06	2.26	2.28	2.37	2.35	2.33	2.28	2.25	2.23	2.29	2.39	2.44	
	70	TC	23.6	23.6	23.6	23.6	23.6	23.6	23.6	23.6	21.7	20.8	19.8	18.9	18.7	18.4	18.1	18.0
		kW	1.37	1.47	1.56	1.67	1.80	1.92	2.11	2.11	2.19	2.24	2.23	2.28	2.39	2.48	2.53	
	75	TC	20.4	20.4	20.4	20.4	20.4	20.4	20.4	20.4	20.0	19.0	17.7	16.8	16.3	16.0	15.8	
		kW	1.25	1.33	1.41	1.50	1.59	1.71	1.86	1.99	2.12	2.16	2.15	2.14	2.20	2.27	2.31	
	80	TC	17.2	17.2	17.2	17.2	17.2	17.2	17.2	17.2	17.2	17.2	17.2	17.2	16.8	16.1	15.8	15.7
		kW	1.12	1.19	1.26	1.33	1.42	1.50	1.63	1.74	1.86	1.99	2.12	2.18	2.26	2.35	2.37	
800	60	TC	30.9	30.9	30.9	30.9	30.9	29.0	27.3	25.6	24.1	22.6	21.3	20.2	19.4	19.0	18.9	
		kW	1.67	1.80	1.94	2.06	2.26	2.28	2.34	2.32	2.29	2.25	2.22	2.20	2.26	2.36	2.41	
	70	TC	24.0	24.0	24.0	24.0	24.0	24.0	24.0	24.0	22.1	21.1	20.2	19.2	19.0	18.7	18.4	18.3
		kW	1.37	1.47	1.56	1.68	1.80	1.93	2.08	2.08	2.16	2.21	2.19	2.25	2.35	2.44	2.49	
	75	TC	20.8	20.8	20.8	20.8	20.8	20.8	20.8	20.8	20.3	19.3	18.0	17.1	16.6	16.2	16.1	
		kW	1.25	1.33	1.41	1.50	1.60	1.71	1.84	1.96	2.09	2.13	2.12	2.11	2.17	2.24	2.27	
	80	TC	17.5	17.5	17.5	17.5	17.5	17.5	17.5	17.5	17.5	17.5	17.5	17.5	17.1	16.4	16.1	15.9
		kW	1.13	1.19	1.26	1.34	1.42	1.50	1.61	1.71	1.83	1.96	2.09	2.15	2.23	2.31	2.34	
900	60	TC	31.5	31.5	31.5	31.5	31.5	29.6	27.8	26.2	24.6	23.1	21.7	20.6	19.8	19.4	19.3	
		kW	1.63	1.76	1.89	2.01	2.21	2.23	2.32	2.30	2.27	2.23	2.20	2.18	2.24	2.34	2.39	
	70	TC	24.5	24.5	24.5	24.5	24.5	24.5	24.5	24.5	22.5	21.5	20.5	19.5	19.3	19.0	18.6	18.5
		kW	1.34	1.43	1.52	1.64	1.76	1.88	2.06	2.06	2.14	2.18	2.17	2.22	2.32	2.40	2.45	
	75	TC	21.2	21.2	21.2	21.2	21.2	21.2	21.2	21.2	20.8	19.7	18.3	17.4	16.9	16.6	16.4	
		kW	1.22	1.30	1.37	1.47	1.56	1.67	1.82	1.95	2.07	2.11	2.11	2.10	2.15	2.22	2.25	
	80	TC	17.9	17.9	17.9	17.9	17.9	17.9	17.9	17.9	17.9	17.9	17.9	17.9	17.4	16.7	16.4	16.3
		kW	1.10	1.16	1.23	1.30	1.38	1.47	1.59	1.70	1.82	1.95	2.08	2.13	2.21	2.29	2.32	

Table 7

36B AHU + BOVA 36 HP For Heating																		
Airflow (CFM)	ID	OD	72	67	62	57	52	47	42	37	32	27	22	17	12	7	5	
970	60	TC	43.5	43.5	43.5	43.5	43.5	40.8	38.4	36.1	33.9	31.9	30.0	28.5	27.3	26.8	26.6	
		kW	2.74	2.93	3.12	3.36	3.52	3.49	3.38	3.33	3.30	3.28	3.28	3.27	3.33	3.44	3.50	
	70	TC	33.8	33.8	33.8	33.8	33.8	33.8	33.8	33.8	30.5	28.6	26.6	24.7	23.7	23.0	22.2	22.0
		kW	2.08	2.21	2.38	2.55	2.77	2.95	3.19	3.10	3.04	2.98	2.91	2.92	2.97	3.00	3.04	
	75	TC	29.1	29.1	29.1	29.1	29.1	29.1	29.1	29.1	28.5	27.1	25.2	23.9	23.2	22.8	22.6	
		kW	1.81	1.92	2.04	2.18	2.33	2.51	2.73	2.95	3.11	3.17	3.10	3.07	3.11	3.18	3.21	
	80	TC	24.4	24.4	24.4	24.4	24.4	24.4	24.4	24.4	24.4	24.4	24.4	24.4	23.8	22.8	22.4	22.2
		kW	1.57	1.66	1.76	1.87	1.99	2.12	2.27	2.45	2.66	2.86	3.08	3.17	3.19	3.24	3.42	
1120	60	TC	44.0	44.0	44.0	44.0	44.0	41.3	38.9	36.5	34.3	32.3	30.3	28.8	27.7	27.1	26.9	
		kW	2.73	2.92	3.11	3.35	3.51	3.48	3.36	3.31	3.28	3.25	3.24	3.23	3.26	3.38	3.44	
	70	TC	34.2	34.2	34.2	34.2	34.2	34.2	34.2	34.2	30.9	28.9	27.0	25.0	24.0	23.3	22.5	22.3
		kW	2.08	2.20	2.37	2.55	2.76	2.94	3.17	3.08	3.02	2.95	2.88	2.88	2.92	2.95	2.99	
	75	TC	29.5	29.5	29.5	29.5	29.5	29.5	29.5	29.5	29.5	28.9	27.4	25.5	24.2	23.5	23.0	22.8
		kW	1.80	1.92	2.04	2.18	2.32	2.50	2.72	2.93	3.09	3.14	3.06	3.03	3.05	3.12	3.15	
	80	TC	24.7	24.7	24.7	24.7	24.7	24.7	24.7	24.7	24.7	24.7	24.7	24.7	24.1	23.1	22.7	22.5
		kW	1.56	1.65	1.76	1.86	1.99	2.12	2.26	2.44	2.63	2.83	3.04	3.13	3.13	3.18	3.36	
1270	60	TC	44.5	44.5	44.5	44.5	44.5	41.8	39.3	36.9	34.7	32.6	30.7	29.2	28.0	27.4	27.2	
		kW	2.65	2.82	3.01	3.24	3.39	3.37	3.25	3.21	3.18	3.16	3.16	3.16	3.21	3.32	3.38	
	70	TC	34.6	34.6	34.6	34.6	34.6	34.6	34.6	34.6	31.2	29.3	27.3	25.3	24.3	23.6	22.8	22.6
		kW	2.01	2.13	2.29	2.46	2.67	2.85	3.08	2.99	2.93	2.87	2.81	2.82	2.87	2.90	2.94	
	75	TC	29.8	29.8	29.8	29.8	29.8	29.8	29.8	29.8	29.2	27.7	25.8	24.5	23.8	23.3	23.1	
		kW	1.74	1.85	1.97	2.11	2.24	2.42	2.63	2.85	3.00	3.06	2.99	2.96	3.00	3.06	3.10	
	80	TC	25.0	25.0	25.0	25.0	25.0	25.0	25.0	25.0	25.0	25.0	25.0	25.0	24.4	23.4	22.9	22.7
		kW	1.51	1.60	1.70	1.80	1.92	2.05	2.19	2.36	2.56	2.76	2.97	3.06	3.07	3.12	3.30	

Table 8

36B AHU+BOVA 60 HP For Heating																			
Airflow (CFM)	ID	OD	72	67	62	57	52	47	42	37	32	27	22	17	12	7	5		
970	60	TC	38.7	38.7	38.7	38.7	38.7	38.7	38.7	38.7	38.7	38.7	38.7	37.1	34.2	32.9	31.7		
		kW	2.18	2.32	2.47	2.63	2.86	3.05	3.38	3.74	4.13	4.51	4.93	4.93	4.75	4.62	4.51		
	70	TC	30.4	30.4	30.4	30.4	30.4	30.4	30.4	30.4	30.4	30.4	30.4	30.4	30.4	30.4	30.4	30.4	
		kW	1.78	1.91	2.05	2.18	2.33	2.49	2.69	2.91	3.23	3.45	3.78	4.15	4.58	4.75	4.87		
	75	TC	25.9	25.9	25.9	25.9	25.9	25.9	25.9	25.9	25.9	25.9	25.9	25.9	25.9	25.9	25.9	25.9	
		kW	1.42	1.52	1.68	1.83	1.97	2.12	2.31	2.51	2.69	2.91	3.11	3.39	3.66	3.91	4.16		
	80	TC	21.5	21.5	21.5	21.5	21.5	21.5	21.5	21.5	21.5	21.5	21.5	21.5	21.5	21.5	21.5	21.5	
		kW	1.28	1.43	1.55	1.68	1.74	1.89	2.03	2.18	2.35	2.52	2.68	2.81	2.97	3.22	3.48		
	1120	60	TC	44.1	44.1	44.1	44.1	44.1	44.1	44.1	44.1	44.1	44.1	44.1	41.8	38.9	35.8	34.5	32.7
			kW	2.42	2.68	2.84	3.08	3.35	3.45	3.78	4.15	4.53	4.81	5.01	4.82	4.63	4.55	4.48	
		70	TC	35.2	35.2	35.2	35.2	35.2	35.2	35.2	35.2	35.2	35.2	35.2	35.2	35.2	34.6	33.3	31.5
			kW	2.04	2.23	2.37	2.52	2.68	2.82	3.01	3.31	3.65	3.85	4.18	4.53	4.93	4.86	4.78	
75		TC	30.5	30.5	30.5	30.5	30.5	30.5	30.5	30.5	30.5	30.5	30.5	30.5	30.5	30.5	30.5	30.5	
		kW	1.73	1.88	2.02	2.18	2.36	2.54	2.73	2.93	3.12	3.39	3.63	3.91	4.27	4.53	4.82		
80		TC	25.6	25.6	25.6	25.6	25.6	25.6	25.6	25.6	25.6	25.6	25.6	25.6	25.6	25.6	25.6	25.6	
		kW	1.55	1.64	1.74	1.86	2.01	2.18	2.36	2.52	2.72	2.91	3.10	3.27	3.47	3.69	3.98		
1270		60	TC	48.4	48.4	48.4	48.4	48.4	48.4	48.4	48.4	48.4	44.9	41.7	38.6	35.6	34.3	33.1	
			kW	2.87	3.12	3.37	3.71	4.07	4.32	4.60	4.91	5.34	5.15	4.97	4.78	4.63	4.56	4.50	
		70	TC	38.1	38.1	38.1	38.1	38.1	38.1	38.1	38.1	38.1	38.1	38.1	38.1	37.3	34.3	33.1	31.9
			kW	2.42	2.57	2.71	2.86	3.03	3.22	3.57	3.92	4.25	4.59	4.93	5.13	4.95	4.88	4.81	
	75	TC	32.9	32.9	32.9	32.9	32.9	32.9	32.9	32.9	32.9	32.9	32.9	32.9	32.9	32.9	32.1	31.2	
		kW	2.05	2.22	2.38	2.55	2.73	2.89	3.09	3.33	3.58	3.84	4.19	4.58	4.94	5.01	4.95		
	80	TC	28.1	28.1	28.1	28.1	28.1	28.1	28.1	28.1	28.1	28.1	28.1	28.1	28.1	28.1	28.1	28.1	
		kW	1.77	1.94	2.09	2.26	2.41	2.56	2.75	2.93	3.15	3.36	3.63	3.91	4.21	4.38	4.54		

Table 9

48 AHU + BOVA 60 HP For Heating																			
Airflow (CFM)	ID	OD	72	67	62	57	52	47	42	37	32	27	22	17	12	7	5		
1360	60	TC	59.1	59.1	59.1	59.1	59.1	55.6	52.3	49.1	46.2	43.4	40.8	38.8	37.2	36.1	35.8		
		kW	3.34	3.58	3.84	4.25	4.69	4.56	4.47	4.39	4.32	4.23	4.13	4.00	3.86	3.58	3.54		
	70	TC	46.0	46.0	46.0	46.0	46.0	46.0	46.0	46.0	42.0	39.8	37.6	35.4	34.6	34.3	33.9	34.0	
		kW	2.63	2.78	3.00	3.23	3.51	3.80	4.20	4.20	4.14	4.06	3.94	3.91	3.85	3.59	3.59		
	75	TC	39.6	39.6	39.6	39.6	39.6	39.6	39.6	39.6	38.8	36.9	34.3	32.6	31.6	31.3	31.2		
		kW	2.31	2.44	2.59	2.75	2.97	3.21	3.50	3.80	4.04	4.10	4.02	3.86	3.71	3.45	3.42		
	80	TC	33.2	33.2	33.2	33.2	33.2	33.2	33.2	33.2	33.2	33.2	33.2	33.2	32.4	31.1	30.8	30.7	
		kW	2.00	2.11	2.23	2.37	2.53	2.73	2.96	3.24	3.54	3.80	3.95	3.92	3.74	3.41	3.39		
	1560	60	TC	59.8	59.8	59.8	59.8	59.8	56.2	52.8	49.7	46.7	43.9	41.2	39.2	37.6	36.5	36.2	
			kW	3.32	3.57	3.83	4.23	4.67	4.54	4.44	4.36	4.28	4.18	4.07	3.95	3.80	3.53	3.49	
		70	TC	46.5	46.5	46.5	46.5	46.5	46.5	46.5	42.4	40.2	38.0	35.8	35.0	34.7	34.4	34.4	
			kW	2.62	2.77	2.98	3.22	3.50	3.78	4.17	4.17	4.10	4.01	3.89	3.85	3.79	3.54	3.54	
75		TC	40.0	40.0	40.0	40.0	40.0	40.0	40.0	40.0	39.2	37.3	34.7	32.9	31.9	31.6	31.5		
		kW	2.30	2.43	2.57	2.74	2.96	3.19	3.48	3.77	4.01	4.05	3.97	3.81	3.65	3.40	3.37		
80		TC	33.6	33.6	33.6	33.6	33.6	33.6	33.6	33.6	33.6	33.6	33.6	33.6	32.7	31.4	31.1	31.1	
		kW	2.00	2.10	2.22	2.36	2.52	2.72	2.95	3.22	3.51	3.76	3.90	3.87	3.69	3.36	3.34		
1760		60	TC	60.8	60.8	60.8	60.8	60.8	57.2	53.7	50.5	47.5	44.6	42.0	39.9	38.3	37.1	36.8	
			kW	3.23	3.47	3.72	4.12	4.54	4.41	4.33	4.25	4.18	4.10	4.00	3.88	3.74	3.47	3.43	
		70	TC	47.3	47.3	47.3	47.3	47.3	47.3	47.3	47.3	43.1	40.9	38.6	36.3	35.5	35.1	34.8	34.9
			kW	2.55	2.69	2.90	3.13	3.40	3.68	4.06	4.06	4.01	3.93	3.81	3.78	3.71	3.46	3.46	
	75	TC	40.7	40.7	40.7	40.7	40.7	40.7	40.7	40.7	39.9	37.9	35.3	33.5	32.5	32.2	32.0		
		kW	2.23	2.36	2.50	2.66	2.88	3.11	3.39	3.68	3.92	3.97	3.89	3.74	3.59	3.34	3.31		
	80	TC	34.2	34.2	34.2	34.2	34.2	34.2	34.2	34.2	34.2	34.2	34.2	34.2	33.3	32.0	31.7	31.6	
		kW	1.94	2.04	2.16	2.30	2.45	2.64	2.87	3.14	3.43	3.68	3.82	3.80	3.62	3.30	3.28		

Table 10

60 AHU + BOVA 60 HP For Heating																		
Airflow (CFM)	ID	OD	72	67	62	57	52	47	42	37	32	27	22	17	12	7	5	
1500	60	TC	69.7	69.7	69.7	69.7	65.5	61.6	57.9	54.4	51.1	48.1	45.2	42.9	41.2	40.0	39.7	
		kW	4.24	4.58	5.02	5.47	5.30	5.15	5.05	4.95	4.86	4.77	4.68	4.59	4.57	4.53	4.49	
	70	TC	54.2	54.2	54.2	54.2	54.2	54.2	54.2	54.2	49.2	46.4	43.6	40.7	39.5	38.8	38.0	37.9
		kW	3.18	3.41	3.65	3.94	4.34	4.71	5.13	4.96	4.86	4.73	4.61	4.57	4.61	4.56	4.52	
	75	TC	48.9	48.9	48.9	48.9	48.9	48.9	48.9	48.9	47.9	45.6	42.4	40.2	39.0	38.6	38.5	
		kW	2.91	3.07	3.27	3.52	3.81	4.16	4.51	4.90	5.18	5.21	5.01	4.87	4.83	4.81	4.75	
	80	TC	39.1	39.1	39.1	39.1	39.1	39.1	39.1	39.1	39.1	39.1	39.1	39.1	38.2	36.6	36.3	36.2
		kW	2.39	2.52	2.67	2.86	3.08	3.27	3.57	3.90	4.18	4.42	4.65	4.72	4.74	4.70	4.64	
1700	60	TC	70.7	70.7	70.7	70.7	66.5	62.5	58.7	55.2	51.9	48.8	45.9	43.6	41.8	40.6	40.2	
		kW	4.22	4.55	4.99	5.44	5.27	5.13	5.02	4.92	4.83	4.74	4.66	4.57	4.55	4.51	4.46	
	70	TC	55.0	55.0	55.0	55.0	55.0	55.0	55.0	49.9	47.0	44.2	41.3	40.0	39.2	38.4	38.3	
		kW	3.16	3.39	3.63	3.92	4.31	4.69	5.10	4.93	4.83	4.70	4.58	4.54	4.57	4.52	4.48	
	75	TC	47.4	47.4	47.4	47.4	47.4	47.4	47.4	47.4	46.4	44.1	41.0	39.0	37.8	37.4	37.3	
		kW	2.76	2.91	3.11	3.34	3.61	3.95	4.28	4.65	4.91	4.94	4.75	4.62	4.58	4.56	4.51	
	80	TC	39.7	39.7	39.7	39.7	39.7	39.7	39.7	39.7	39.7	39.7	39.7	39.7	38.7	37.2	36.8	36.7
		kW	2.37	2.51	2.65	2.84	3.06	3.25	3.55	3.88	4.15	4.40	4.62	4.69	4.71	4.67	4.61	
1900	60	TC	72.0	72.0	72.0	72.0	67.7	63.6	59.8	56.2	52.8	49.7	46.7	44.4	42.6	41.3	41.0	
		kW	4.25	4.59	5.03	5.48	5.31	5.16	5.05	4.95	4.86	4.77	4.69	4.60	4.58	4.54	4.50	
	70	TC	56.0	56.0	56.0	56.0	56.0	56.0	56.0	50.8	47.8	44.8	41.9	40.5	39.6	38.8	38.6	
		kW	3.18	3.41	3.66	3.95	4.34	4.72	5.13	4.96	4.85	4.72	4.59	4.55	4.57	4.51	4.47	
	75	TC	56.1	56.1	56.1	56.1	56.1	56.1	56.1	56.1	55.0	52.2	48.6	46.1	44.8	44.3	44.1	
		kW	3.23	3.41	3.64	3.91	4.23	4.62	5.01	5.45	5.75	5.79	5.57	5.41	5.37	5.35	5.28	
	80	TC	40.4	40.4	40.4	40.4	40.4	40.4	40.4	40.4	40.4	40.4	40.4	39.4	37.9	37.5	37.4	
		kW	2.39	2.52	2.67	2.86	3.08	3.27	3.58	3.91	4.18	4.43	4.66	4.73	4.75	4.71	4.64	

Table 11

## 5 Model & Part Numbers

BOSCH BOVA MODEL OUTDOOR UNIT		
Model Number	Part Number	Description
BOVA-36HDN1-M18M	7739832068	36 kBTU/hr (3 ton), Inverter Condensing Unit
BOVA-60HDN1-M18M	7739832070	60 kBTU/hr (5 ton), Inverter Condensing Unit

Table 12

BOSCH BVA MODEL INDOOR UNIT		
Model Number	Part Number	Description
BVA-24WN1-M18	7739832071	24 kBTU/hr (2 ton), Air Handler Unit
BVA-36WN1-M18B	7738005278	36 kBTU/hr (3 ton), Air Handler Unit
BVA-48WN1-M18	7739832073	48 kBTU/hr (4 ton), Air Handler Unit
BVA-60WN1-M18	7739832074	60 kBTU/hr (5 ton), Air Handler Unit

Table 13

## 6 AHRI 210/240 Performance Data

Inverter Ducted Split AHRI 210/240 Performance Data								
Outdoor Unit Model	Indoor Air Handler Model	Cooling Capacity (BTU/h)			Heating Capacity			CFM
		Total	EER <sup>1</sup>	SEER <sup>2</sup>	Hi	HSPF <sup>3</sup>	Low <sup>4</sup>	
BOVA-36HDN1-M18M	BVA-24WN1-M18	24000	13.0	18.5	24000	9.5	19000	800
BOVA-36HDN1-M18M	BVA-36WN1-M18	34600	11.4	17.5	34200	9.0	24000	1120
BOVA-60HDN1-M18M	BVA-36WN1-M18	35200	12.5	18.5	35200	10.5	24000	1120
BOVA-60HDN1-M18M	BVA-48WN1-M18	47000	12.5	18.5	46500	9.5	35000	1560
BOVA-60HDN1-M18M	BVA-60WN1-M18	57000	11.2	17.5	55000	9.5	40000	1700


Table 14

1 Energy Efficiency Ratio; Certified per AHRI 210/240

2 Seasonal Energy Efficiency Ratio; Certified per AHRI 210/2403

3 HSPF = Heating Seasonal Performance Factor; Certified per AHRI 210/240

4 Jumper cut or dip switch off

 Items in bold boxes meet the requirements for ENERGY STAR

Inverter Ducted Split + Cased Coil Only AHRI 210/240 Performance Data								
Outdoor Unit Model	Cased Coil Model	Cooling Capacity (BTU/h)			Heating Capacity			CFM
		Total	EER <sup>1</sup>	SEER <sup>2</sup>	Hi	HSPF <sup>3</sup>	Low <sup>4</sup>	
BOVA-36HDN1-M18M	BMAC2430ANTD	23400	11.5	15.0	24000	9.0	17200	700
BOVA-36HDN1-M18M	BMAC2430BNTD	23400	11.5	15.0	24000	9.0	17200	700
BOVA-36HDN1-M18M	BMAC3036ANTD	32000	10.0	14.5	35000	9.0	22000	900
BOVA-36HDN1-M18M	BMAC3036BNTD	32400	10.0	14.5	35000	9.0	23000	1000
BOVA-36HDN1-M18M	BMAC3036CNTD	32400	10.0	14.5	35000	9.0	23000	1000
BOVA-36HDN1-M18M	BMAC4248BNTF	32400	10.0	15.0	35000	9.0	23000	1000
BOVA-36HDN1-M18M	BMAC4248CNTF	32400	10.0	15.0	35000	9.0	23000	1000
BOVA-60HDN1-M18M	BMAC4248BNTF	44500	11.0	16.0	45500	9.5	31000	1150
BOVA-60HDN1-M18M	BMAC4248CNTF	46000	11.0	16.0	47000	9.5	32000	1300
BOVA-60HDN1-M18M	BMAC4248DNTF	46000	11.0	16.0	48000	9.5	32000	1400
BOVA-60HDN1-M18M	BMAC4860CNTF	54000	10.5	16.0	55500	9.5	32000	1300
BOVA-60HDN1-M18M	BMAC4860DNTF	55000	10.5	16.0	56000	9.5	39000	1500

Table 15

1 Energy Efficiency Ratio; Certified per AHRI 210/240

2 Seasonal Energy Efficiency Ratio; Certified per AHRI 210/2403

3 HSPF = Heating Seasonal Performance Factor; Certified per AHRI 210/240

4 Jumper cut or dip switch off



Always check the rating plate for electrical data on the unit being installed. The above data are for reference only.

Inverter Ducted Split + Cased Coil + 96% Furnace AHRI 210/240 Performance Data										
System Tonnage	Outdoor Unit Model	Cased Coil Model	Pairing Furnaces	HP Cooling Capacity (BTU/h)			HP Heating Capacity			CFM
				Total	EER <sup>1</sup>	SEER <sup>2</sup>	Hi	HSPF <sup>3</sup>	Low <sup>4</sup>	
2 Ton	BOVA-36HDN1-M18M	BMAC2430ANTD	BGH96M060B3A	23600	12.5	18	24000	9.5	17000	780/630
	BOVA-36HDN1-M18M	BMAC2430ANTD	BGH96M080B3A	23600	12.5	18	24000	9.5	17000	750/550
	BOVA-36HDN1-M18M	BMAC2430BNTD	BGH96M060B3A	24000	12.5	18	24000	9.5	18000	820/680
	BOVA-36HDN1-M18M	BMAC2430BNTD	BGH96M080B3A	24000	12.5	18	24000	9.5	18000	800/600
3 Ton	BOVA-36HDN1-M18M	BMAC3036ANTD	BGH96M060B3A	33000	10.5	16.5	34200	9	22600	1050/800
	BOVA-36HDN1-M18M	BMAC3036ANTD	BGH96M080B3A	33000	10.5	16.5	34200	9	22600	1050/800
	BOVA-36HDN1-M18M	BMAC3036BNTD	BGH96M060B3A	33600	10.6	16.5	34200	9	23000	1100/850
	BOVA-36HDN1-M18M	BMAC3036BNTD	BGH96M080B3A	33600	10.6	16.5	34200	9	23000	1100/850
	BOVA-36HDN1-M18M	BMAC3036CNTD	BGH96M080C4A	34000	10.6	16.5	34200	9	23000	1000/800
	BOVA-36HDN1-M18M	BMAC3036CNTD	BGH96M100C5A	34000	10.6	16.5	34200	9	23000	1050/800
4 Ton	BOVA-60HDN1-M18M	BMAC4248BNTF	BGH96M080B3A	43000	10.5	17.5	45500	9	31000	1200/1000
	BOVA-60HDN1-M18M	BMAC4248CNTF	BGH96M080C4A	44000	11	18	46000	9	31500	1500/1200
	BOVA-60HDN1-M18M	BMAC4248CNTF	BGH96M100C5A	45000	11.2	18	47000	9	31500	1450/1150
	BOVA-60HDN1-M18M	BMAC4248DNTF	BGH96M100D5A	45500	11.2	18	47000	9	32000	1450/1200
	BOVA-60HDN1-M18M	BMAC4248DNTF	BGH96M120D5A	45500	11.2	18	47000	9	32000	1450/1200
5 Ton	BOVA-60HDN1-M18M	BMAC4860CNTF	BGH96M100C5A	52500	10	17	53500	9.5	37000	1400/1100
	BOVA-60HDN1-M18M	BMAC4860DNTF	BGH96M100D5A	53000	10.5	17.5	54000	9.5	38000	1450/1150
	BOVA-60HDN1-M18M	BMAC4860DNTF	BGH96M120D5A	53000	10.5	17.5	54000	9.5	38000	1450/1150

Table 16

- 1 Energy Efficiency Ratio; Certified per AHRI 210/240
  - 2 Seasonal Energy Efficiency Ratio; Certified per AHRI 210/2403
  - 3 HSPF = Heating Seasonal Performance Factor; Certified per AHRI 210/240
  - 4 Jumper cut or dip switch off
- Items in bold boxes meet the requirements for ENERGY STAR



Always check the rating plate for electrical data on the unit being installed. The above data are for reference only.



## 7 Suction Corrected Factor

Model Size		2 Ton	3 Ton	4 Ton	5 Ton
BOVA-Suction Line Connection Size		3/4" O.D.	3/4" O.D.	7/8" O.D.	7/8" O.D.
Suction Line Run - Feet		3/4" Std.	3/4" Std.	7/8" Std.	7/8" Std.
		5/8" Opt.	5/8" Opt.	3/4" Opt.	3/4" Opt.
25'	Standard	1.00	1.00	1.00	1.00
	Optional	1.00	0.99	0.99	0.98
50'	Standard	0.99	0.99	0.99	0.99
	Optional	0.99	0.98	0.98	0.97
100'	Standard	0.99	0.98	0.98	0.97
	Optional	0.98	0.95	0.97	0.95

Table 17

Std: Standard size

Opt: Optional size



Using suction line larger than shown in chart will result in poor oil return and is not recommended.

## 8 Sound Data

Model	Sound Power Level [dB(A)]	Full Octave Linear Sound Power Level dB -Center Frequency -Hz							
		63	125	250	500	1000	2000	4000	8000
3 Ton	56 (Low speed)	52.8	47.1	44.8	47.7	45.9	40.4	33.4	40.8
	77 (High speed)	73.2	67.8	68.9	69.1	66.1	61.3	59.6	58.9
5 Ton	50 (Low speed)	42.6	44.9	43.5	42.1	38.9	33.4	27.4	26.4
	79 (High speed)	73.1	74.1	70.1	70.1	69.6	64.5	60.1	53.6

Table 18 IDS Outdoor Unit Sound Power Level



Sound data includes standard compressor blanket.

### 9 Dimensions

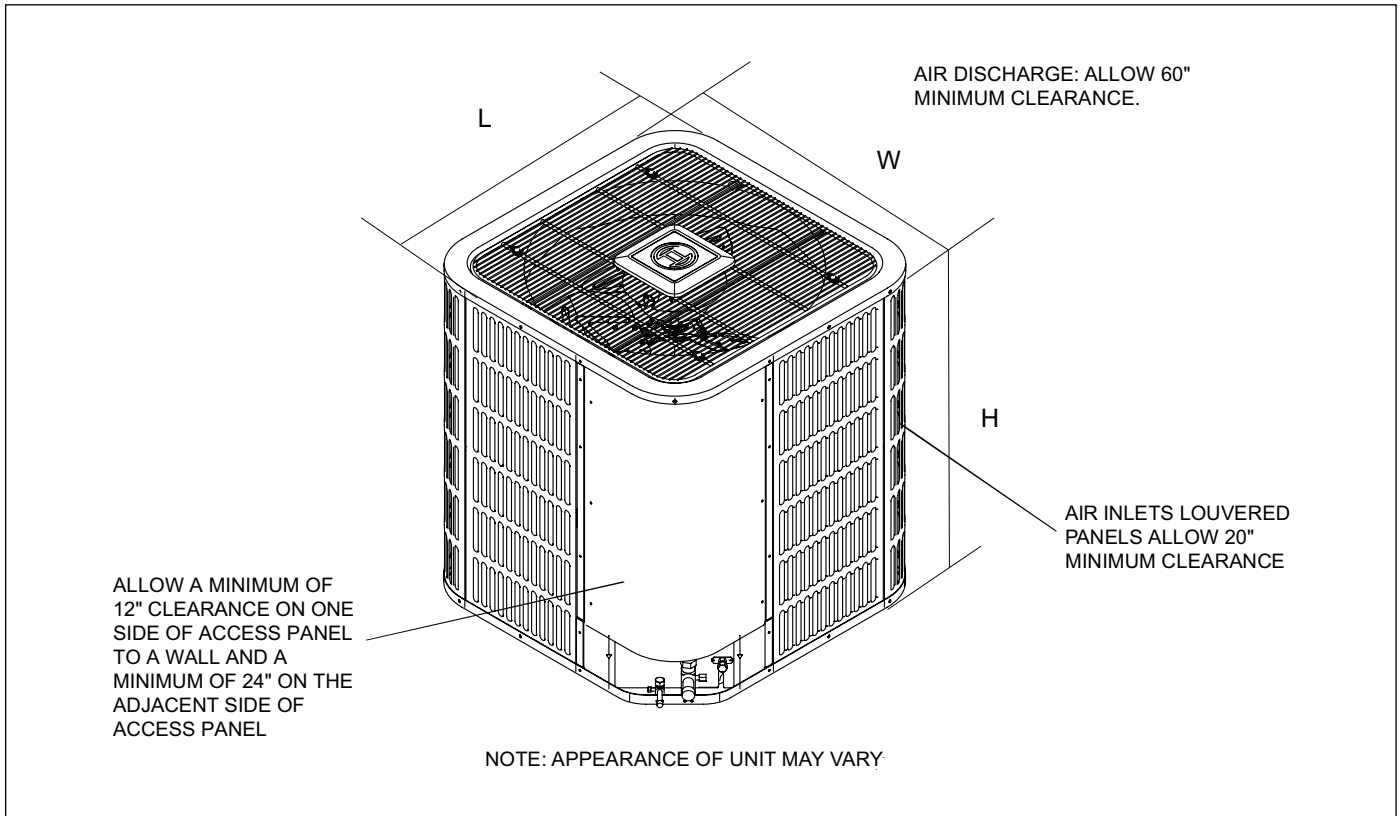


Figure 2

Model Size	Dimensions (Inches)		
	"H" in. [mm]	"W" in. [mm]	"L" in. [mm]
Heat Pump			
BOVA 36	24-15/16 [633]	29-1/8 [740]	29-1/8 [740]
BOVA 60	33-3/16 [843]	29-1/8 [740]	29-1/8 [740]

Table 19



**United States and Canada**

**Bosch Thermotechnology Corp.  
65 Grove St.  
Watertown, MA 02472**

**Tel: 866-642-3198  
Fax: 954-776-5529  
[www.boschheatingandcooling.com](http://www.boschheatingandcooling.com)**