



GAS-FIRED CONDENSING MOBILE HOME FURNACE DOWN FLOW & DIRECT VENT (SEALED COMBUSTION) FURNACE SPECIFICATIONS

MODEL NO.	CMA3-50D36		CMA3-75D36	
HEAT INPUT RATE (BTUH)	50,000		75,000	
OUTPUT (BTUH) ¹	48,000		72,000	
SEASONAL EFFICIENCY ²	95%		95%	
LARGEST REC A/C ³	3 TONS		3 TONS	
FUEL	NAT	LP	NAT	LP
BURNER ORIFICE	#42	#54	#42	#54
GAS SUPPLY PRESSURE (IN W.G.)				
MINIMUM REQUIRED	4.5	11	4.5	11
MAXIMUM ALLOWED	14	14	14	14
GAS MANIFOLD PRESSURE (IN W.G.)	3.5±0.3	10±0.3	3.5±0.3	10±0.3
NOMINAL TEMP. RISE	55°		65°	
VENT PIPE SIZE (IN.)	2" PVC		2" PVC	
CASING HEIGHT (IN.)	57"		57"	
CASING WIDTH (IN.)	18"		18"	
CASING DEPTH (IN.)	25 3/4"		25 3/4"	
APPROX. SHIPPING WEIGHT (LBS.)	175 LBS.		185 LBS.	
APPROVAL AGENCY	ETL		ETL	
SIZE OF PERM. FILTER	18" X 24"		18" X 24"	
ELECTRICAL REQUIREMENTS	115 VAC/ 60 HZ/ 1 PHASE		115 VAC/ 60 HZ/ 1 PHASE	
MAX FUSE SIZE	15 AMPS		15 AMPS	
TOTAL RATED CURRENT AMPS.	7.15		7.15	
SUPPLY AIR OUTLET SIZE (W-IN X D-IN)	12" X 12"		12" X 12"	
NOMINAL HEAT ANTICIPATOR SETTING	0.8mA		0.8mA	
	ACCESSORY ITEMS			
MOBILE HOME BASE	70BASE		70BASE	
COTTAGE BASE	01COT-BASE		01COT-BASE	
COIL CABINET FOR 2 TON	CE111S		CE111S	
COIL CABINET FOR 2.5 & 3 TON	CE211T		CE211T	
CONCENTRIC VENT KIT (FOR 4" FLUE RJ)	AOPS7483		AOPS7483	
CONCENTRIC VENT KIT (FOR 5" FLUE RJ)	AOPS7544		AOPS7544	
DUAL PIPE FLASHING KIT	AOPS7484		AOPS7484	
BAYVENT SIDE WALL VENT KIT	370191		370191	
SLOPE ADAPTER 2-1/2 / 12	TSA-25		TSA-25	
SLOPE ADAPTER 3-1/2 / 12	TSA-30		TSA-30	
MINI CONDENSATE PUMP	350224		350224	
NEUTRALIZING KIT	320095		320095	

¹ OUTPUT BTUH BASED ON ANNUAL FUEL UTILIZATION EFFICIENCY RATED BY MANUFACTURER.

² SEASONAL EFFICIENCY (ALSO CALLED AFUE-ANNUAL FUEL UTILIZATION EFFICIENCY) RATINGS ARE BASED ON TEST FOLLOWING U.S. DEPARTMENT OF ENERGY TEST PROCEDURES.

³ TO PERMIT LARGEST RECOMMENDED AIR CONDITIONING (AT .5 STATIC PRESSURE), SELECTION OF THE HIGHEST MOTOR SPEED IS REQUIRED.

- SEE NEXT PAGE FOR MORE DATA -

MODEL NUMBER DIGIT	1	2	3	4	5	6	7	8	9		10
	FUEL	MOBILE HOME	VERSION	VERSION		INPUT		BLOWER TYPE	CLG. AIRFLOW CAP.		GAS TYPE
GAS FURNACE MODEL NOMENCLATURE EXAMPLE MODEL NUMBERS	C	M	A	3	-	5	0	D	3	6	N
	C	M	A	3	-	7	5	D	3	6	N
C=CONDENSING	C										
M= MOBILE HOME		M									
VERSION			A								
VERSION				3							
					-						
INPUT IN MBTUH (1000'S)						7	5				
BLOWER TYPE D=DIRECT DRIVE								D			
CLG. AIRFLOW CAP. IN 1,000BTU; V=ECM, TONS									3	6	
N= NATURAL GAS L= LIQUID PROPANE											N

- SEE NEXT PAGE FOR MORE DATA -

GAS FIRED CONDENSING MOBILE HOME FURNACE SPECIFICATIONS

CLEARANCES TO COMBUSTIBLES

MODELS: ALL MODELS	CLOSET	ALCOVE
FRONT	6"	18"
BACK	0"	0"
SIDES	0"	0"
VENT CONNECTOR (PVC)	0"	0"
TOP	0"	0"
PLENUM SIDES	1"	1"
TOP AND SIDES OF DUCT	1"	1"
BOTTOM DUCT	1"	1"

BLOWER DATA

FURNACE MODEL	CMA3-50	CMA3-75
BLOWER MODEL	12-9T	12-9T
MOTOR H.P.	½ HP	½ HP
NO. OF SPEEDS PSC	4	4
HIGH SPEED AIRFLOW (SCFM) @ 0.5 IN. W.G. EXTERNAL STATIC PRESSURE	1162	1259
DIAMETER X WIDTH	12 X 9	12 X 9

- SEE NEXT PAGE FOR MORE DATA -

GAS FIRED CONDENSING MOBILE HOME FURNACE SPECIFICATIONS

CMA3-50D36

ALTERATIONS REQ'D FOR A/C @ DESIGN EXTERNAL STATIC PRESSURE		
COOLING UNIT	HTG Speed	Recommended CLG Speed
24,000	LOW	MED-LOW
30,000	LOW	MED-HIGH
36,000	LOW	HIGH

Speed Tap \ Static Pressure	Furnace Airflow (CFM) vs. External Static pressure (in. WC.)						
	0.1	0.2	0.3	0.4	0.5	0.6	0.7
Low	836	805	773	743	695	620	566
ML	1044	1010	972	914	860	826	752
MH	1250	1196	1146	1101	1038	977	902
High	1339	1338	1283	1233	1162	1086	1008

Speed Tap \ Static Pressure	Temperature Rise vs. External Static Pressure (in. WC.)						
	0.1	0.2	0.3	0.4	0.5	0.6	0.7
Low	53	55	57	59	63	71	78
ML	42	44	45	48	51	53	59
MH	35	37	38	40	42	45	49
High	31	33	34	36	38	41	44

Speed Tap \ Static Pressure	Blower Motor Current Draw (Amps) vs. External Static pressure (in. WC.)						
	0.1	0.2	0.3	0.4	0.5	0.6	0.7
Low	3.3	3.2	3.1	3.0	2.9	2.7	2.6
ML	4.0	3.8	3.6	3.5	3.4	3.2	3.1
MH	4.6	4.4	4.2	4.1	4.0	3.8	3.6
High	5.3	5.1	5.0	4.9	4.7	4.6	4.4

Speed Tap \ Static Pressure	Blower Motor Watts vs. External Static pressure (in. WC.)						
	0.1	0.2	0.3	0.4	0.5	0.6	0.7
Low	315	311	304	300	292	281	275
ML	400	390	376	363	351	342	330
MH	485	467	452	441	427	412	394
High	573	555	544	530	513	493	477

= Recommended operation range

- SEE NEXT PAGE FOR MORE DATA -

GAS FIRED CONDENSING MOBILE HOME FURNACE SPECIFICATIONS

CMA3-75D36

ALTERATIONS REQ'D FOR A/C @ DESIGN EXTERNAL STATIC PRESSURE		
COOLING UNIT	HTG Speed	Recommended CLG Speed
24,000	MED-LOW	MED-LOW
30,000	MED-LOW	MED-HIGH
36,000	MED-LOW	HIGH

Speed Tap \ Static Pressure	Furnace Airflow (CFM) vs. External Static pressure (in. WC.)						
	0.1	0.2	0.3	0.4	0.5	0.6	0.7
Low	817	797	773	730	668	620	555
ML	1019	995	959	918	869	821	760
MH	1257	1210	1174	1125	1076	1024	959
High	1470	1420	1366	1312	1259	1196	1127

Speed Tap \ Static Pressure	Temperature Rise vs. External Static Pressure (in. WC.)						
	0.1	0.2	0.3	0.4	0.5	0.6	0.7
Low	81	83	85	90	90	106	119
ML	65	66	69	72	76	80	87
MH	52	55	56	59	61	64	69
High	45	46	48	50	52	55	59

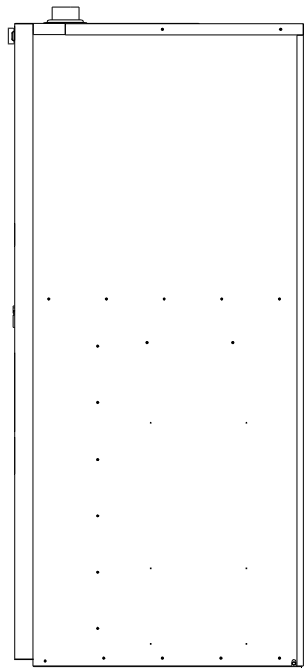
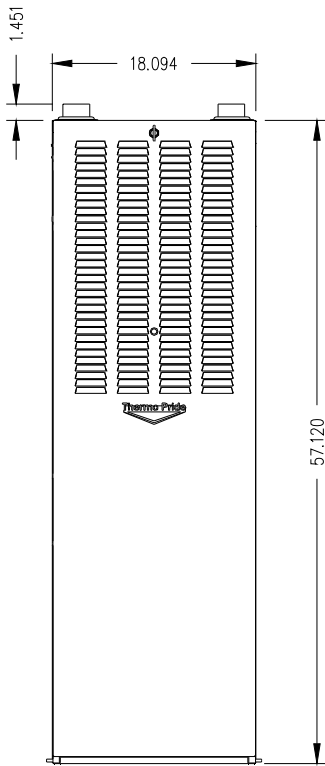
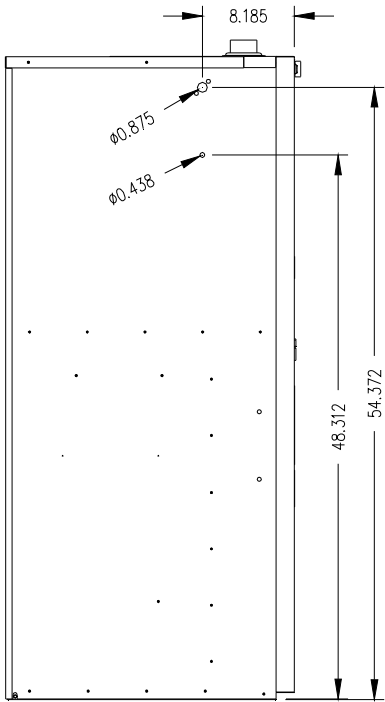
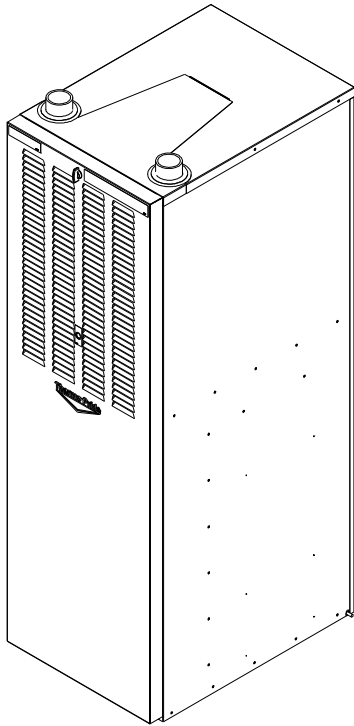
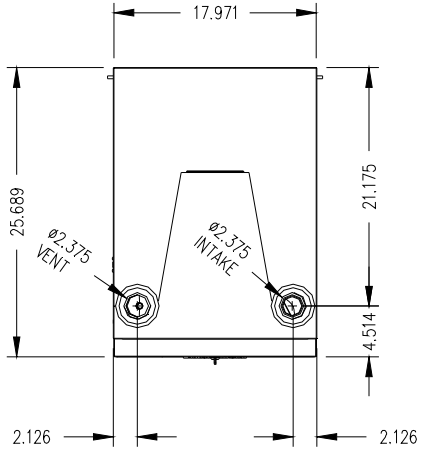
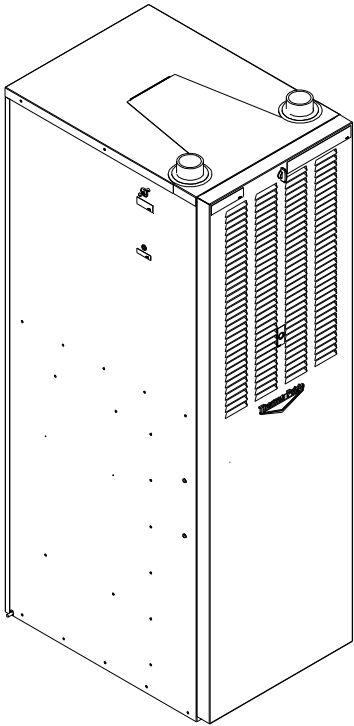
Speed Tap \ Static Pressure	Blower Motor Current Draw (Amps) vs. External Static pressure (in. WC.)						
	0.1	0.2	0.3	0.4	0.5	0.6	0.7
Low	3.1	3.0	2.9	2.8	2.7	2.6	2.5
ML	3.9	3.8	3.6	3.5	3.3	3.2	3.1
MH	4.8	4.6	4.4	4.2	4.1	4.0	3.8
High	5.7	5.5	5.4	5.2	5.1	5.0	4.8

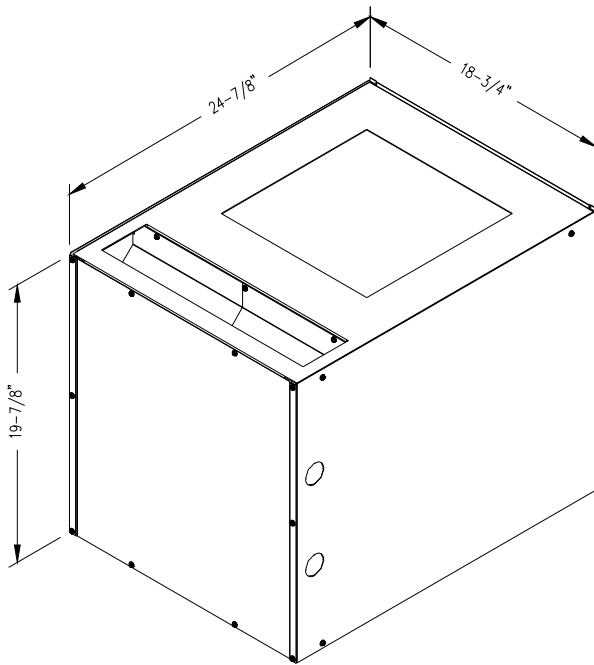
Speed Tap \ Static Pressure	Blower Motor Watts vs. External Static pressure (in. WC.)						
	0.1	0.2	0.3	0.4	0.5	0.6	0.7
Low	312	303	298	291	280	273	264
ML	400	390	381	366	354	342	330
MH	513	490	478	462	447	432	413
High	624	605	591	573	556	542	522

= Recommended operation range

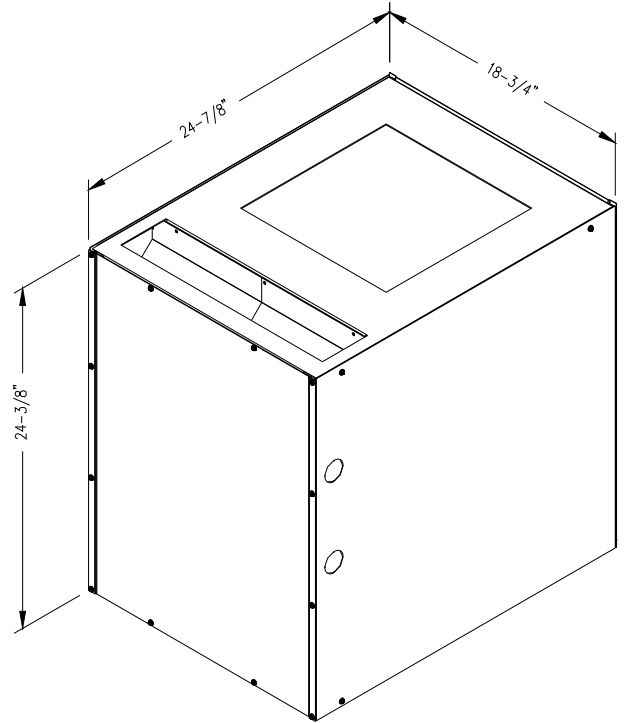
- SEE NEXT PAGE FOR MORE DATA -

GAS FIRED CONDENSING MOBILE HOME FURNACE SPECIFICATIONS CMA3

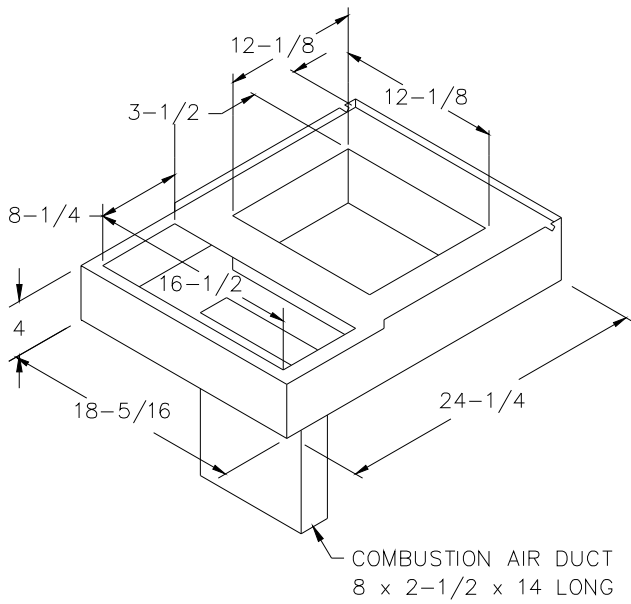




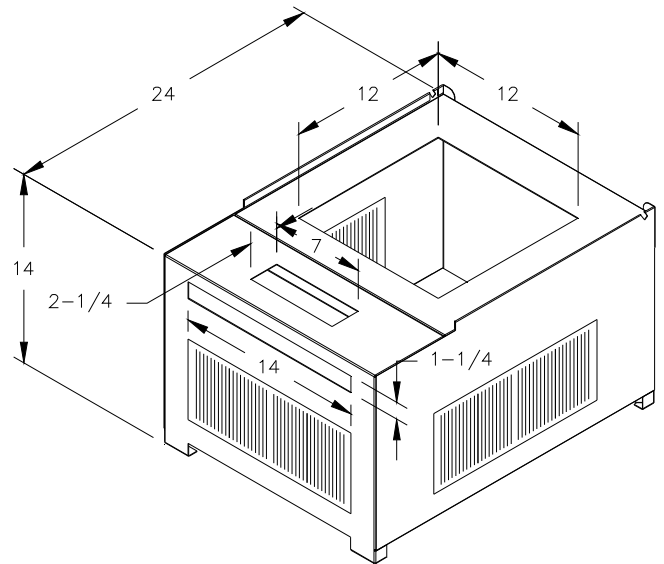
Coil Cabinet Model: CE111S



Coil Cabinet Model: CE211T

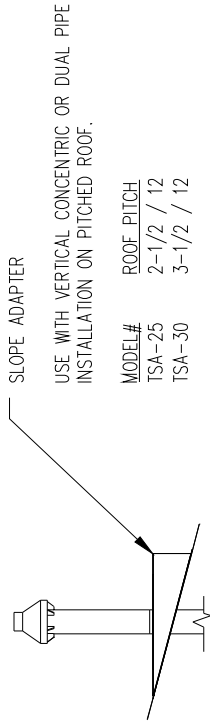


Combustible Floor Base Model: 70-BASE

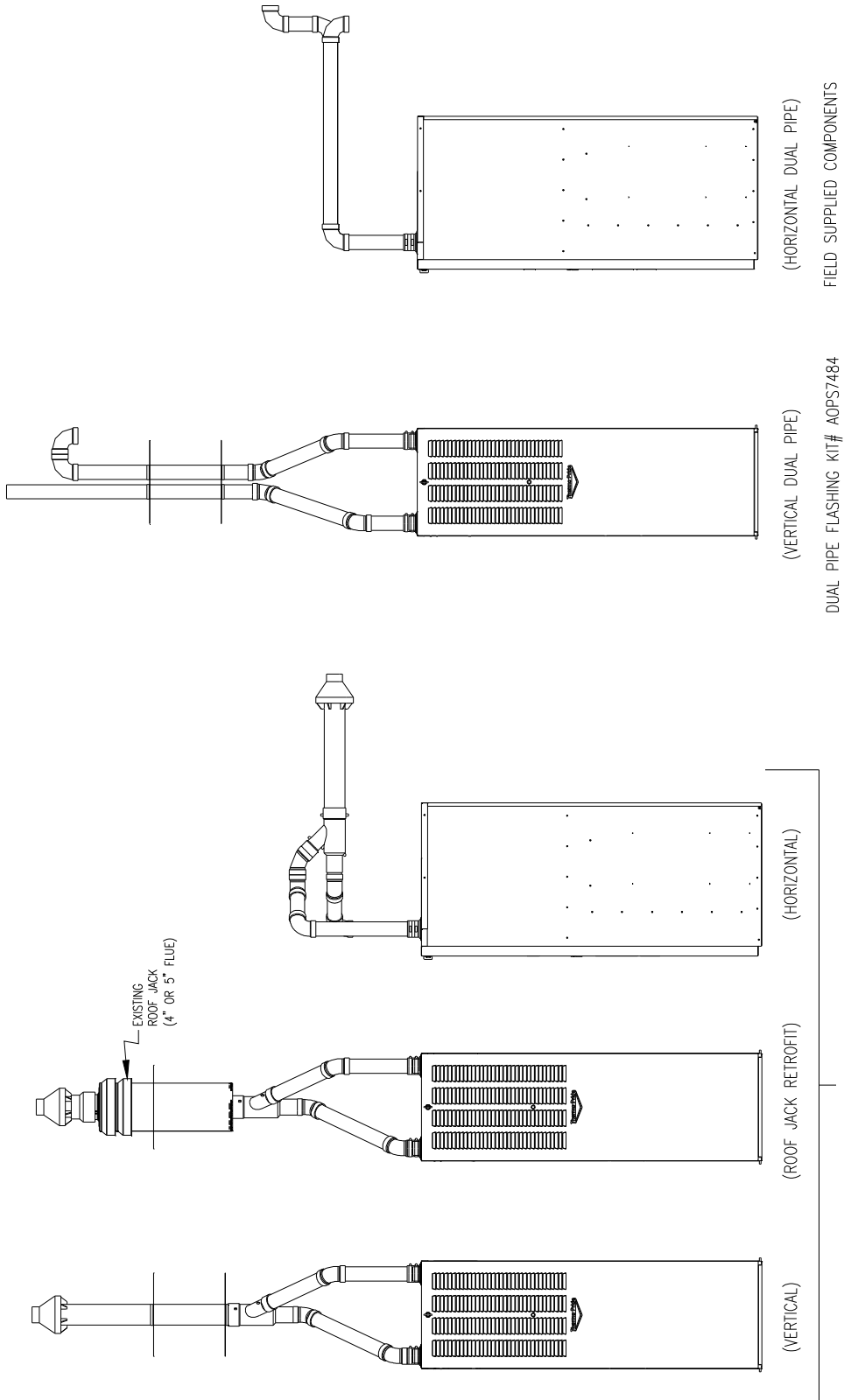


Cottage Base Model: 01COT-BASE

GAS FIRED CONDENSING MOBILE HOME FURNACE SPECIFICATIONS VENT OPTIONS



MODEL#	ROOF PITCH
TSA-25	2-1/2 / 12
TSA-30	3-1/2 / 12



CONCENTRIC VENT KIT#
AOPF7483 (4" FLUE ROOF JACK)
AOPF7544 (5" FLUE ROOF JACK)