



EXTROL[®]

Hydronic Expansion Tanks

THE ONE THAT STARTED IT ALL[™]



7
Years





EXTROL®

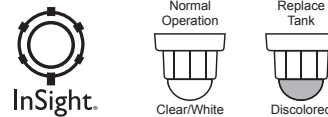
Extrol expansion tanks accept expanded fluid in closed-loop hydronic systems to control pressure buildup, improve comfort and help reduce energy costs. Nearly seven decades after inventing the first diaphragm expansion tank, Amtrol's lineup now includes specialty models engineered for modern, high-efficiency systems. None of it would have been possible without Extrol – The One That Started It All™.



7-Year Warranty: The Industry's Longest

- Strong, deep-drawn steel construction
- Water tight reservoir for expanded water
- Thick, heavy duty Butyl/EPDM diaphragm for long service life
- Sealed air cushion; factory pre-charged and 100% tested

Factory precharge: 12 PSIG
Max. working pressure: 100 PSIG
Max. operating temperature: 240° F

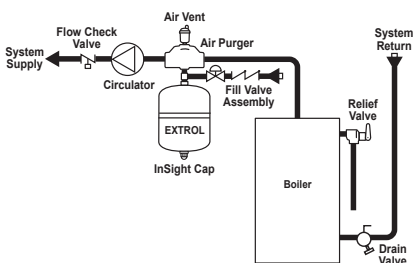


InSight® Indicator Cap

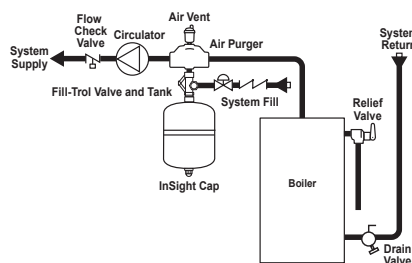
- Patented sight glass changes color if tank needs replacing.
- Alerts user to a problem before damage can occur.

Typical Installations

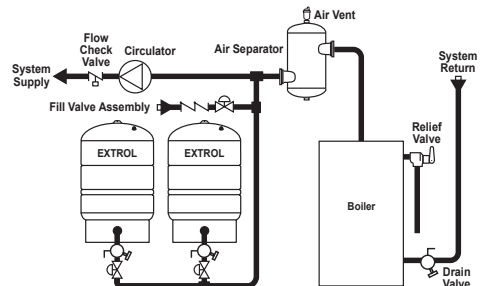
Extrol® EX Models



Fill-Trol® FT Models



Piping Multiple Extrol SX Models



Models and Specifications



Extrol® In-Line Models

- 7-Year limited warranty.
- Suitable for expansion control in most residential closed-loop boiler systems.
- Patented InSight® indicator cap provides visual check of tank condition.
- In-line mounting adds convenience and space savings.

Extrol® Combo Packages

- Combination Packages include Air Purger and Automatic Float Vent.



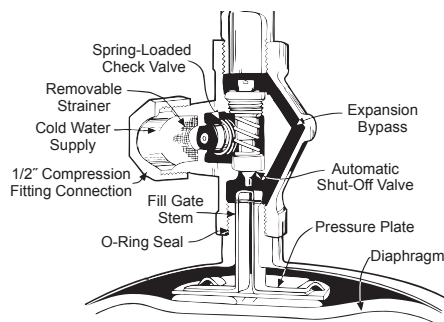
Extrol Vertical Models

- For use in large residential and light commercial applications.
- Floor-standing with rugged steel base.
- Additional capacity to handle larger boiler systems.
- 1-Year limited warranty.



Fill-Trol® System

- Eliminates the need for a separate, automatic fill valve.
- Tank pressure controls system fill.
- Fully adjustable up to a maximum working pressure of 100 PSIG.
- 7-Year limited warranty.



EX Series Specifications

Model Number	Tank Volume (Gallons)	Max. Accept. Volume (Gallons)	Diameter (Inches)	Height (Inches)	System Connection (NPTM)	Shipping Weight (lbs.)
EX-15	2.0	1.0	8	13	½	5
EX-30	4.4	2.5	11	15	½	9
EX-60	6.7	2.7	11	20	½	13
EX-90	14.0	11.3	15	21	½	23

Maximum operating temperature: 240° F. Maximum working pressure: 100 PSIG.
Factory precharge: 12 PSIG.

EX Combination Packages

Model Number	EXTROL Model	Air Purger Model	Air Vent Model	Purger Connection (NPTF)	Shipping Weight (lbs.)
EX-1500-100	EX-15	443	700-C	1	10
EX-1500-125	EX-15	444	700-C	1¼	10
EX-3000-100	EX-30	443	700-C	1	14
EX-3000-125	EX-30	444	700-C	1¼	14

Maximum operating temperature: 240° F. Maximum working pressure: 100 PSIG.
Factory precharge: 12 PSIG.

SX Series Specifications

Model Number	Tank Volume (Gallons)	Max. Accept. Volume (Gallons)	Diameter (Inches)	Height (Inches)	System Connection (NPTF)	Shipping Weight (lbs.)
SX-30V	14	11.3	15	24	1	25
SX-40V	20	11.3	15	32	1	33
SX-60V	32	11.3	15	48	1	43
SX-90V	44	34.0	22	36	1¼	69
SX-110V	62	34.0	22	47	1¼	92
SX-130V	81	34.0	22	56	1¼	103
SX-160V	86	46.0	26	47	1¼	123

Maximum operating temperature: 240° F. Maximum working pressure: 100 PSIG.
Factory precharge: 12 PSIG.

Fill-Trol® Specifications

Model Number	Tank Volume (Gallons)	Max. Accept. Volume (Gallons)	Diameter (Inches)	Height (Inches)	System Connection (NPTF)	Shipping Weight (lbs.)
FT-109	2.0	1.0	8	15	½	6
FT-110	4.4	2.5	11	17	½	10
FT-111	6.7	2.7	11	20	½	14
FT-112	14.0	11.3	15	23	½	24

Note: A standard Extrol tank is not interchangeable with a Fill-Trol tank.
Cold water supply: 1/2 compression.
Maximum operating temperature: 240° F. Maximum working pressure: 100 PSIG.
Factory precharge: 12 PSIG.

FT Combination Packages

Model Number	System Connections (NPTF)	Fill-Trol Model	Air Purger Model	Air Vent Model	Shipping Weight (lbs.)
FT-109-100	1	109	443	700-C	10
FT-109-125	1¼	109	444	700-C	10
FT-110-100	1	110	443	700-C	14
FT-110-125	1¼	110	444	700-C	14
FT-111-125	1¼	111	444	700-C	18



Extrol® Sizing

Extrol EX Series Sizing

Boiler	Type of Radiation			
	Finned Baseboard	Convectors or Unit Heaters	Radiators Cast Iron	Baseboard Cast Iron
Net BTU Output (Thousands)				
25	EX-15	EX-15	EX-15	EX-15
50	EX-15	EX-15	EX-30	EX-30
75	EX-30	EX-30	EX-30	EX-60
100	EX-30	EX-30	EX-60	EX-60
125	EX-30	EX-60	EX-60	EX-90
150	EX-30	EX-60	EX-90	EX-90
175	EX-60	EX-60	See SX Series	
200	EX-60	EX-90		
250	EX-90	EX-90		
300	EX-90			

Sizing based on: 12 PSIG fill; 30 PSIG relief Valve; 180° F average temperature.
 For sizing with fluids other than water, visit amtrol.com, download the AMTROL App or consult AMTROL Technical Support.

Comb. Package & Fill-Trol Equivalents

Extrol Model	EX Combination Package	Fill-Trol Model
EX-15	EX-1500	FT-109
EX-30	EX-3000	FT-110
EX-60	—	FT-111
EX-90	—	FT-112

For Radiant and Solar models see Extrol Pro brochure MC10337.

Extrol SX Series Sizing

Boiler	Type of Radiation and Piping System			
	Finned Tube Baseboard or Radiant Panels	Convectors or Unit Heaters	Cast Iron Radiators One Pipe System	Cast Iron Radiators Series-Loop
Net BTU Output (Thousands)				
200	SX-30V	SX-30V	SX-30V	SX-30V
250	SX-30V	SX-30V	SX-30V	SX-40V
300	SX-30V	SX-30V	SX-40V	SX-40V
350	SX-30V	SX-30V	SX-40V	SX-60V
400	SX-30V	SX-40V	SX-60V	SX-60V
450	SX-40V	SX-40V	SX-60V	SX-90V
500	SX-40V	SX-40V	SX-60V	SX-90V
550	SX-40V	SX-60V	SX-60V	SX-90V
600	SX-40V	SX-60V	SX-90V	SX-90V
650	SX-60V	SX-60V	SX-90V	SX-90V
700	SX-60V	SX-60V	SX-90V	SX-90V
750	SX-60V	SX-60V	SX-90V	SX-110V
800	SX-60V	SX-90V	SX-90V	SX-110V
850	SX-60V	SX-90V	SX-90V	SX-110V
900	SX-60V	SX-90V	SX-110V	SX-110V
950	SX-90V	SX-90V	SX-110V	SX-110V
1,000	SX-90V	SX-90V	SX-110V	SX-110V
1,100	SX-90V	SX-90V	SX-110V	SX-130V
1,200	SX-90V	SX-90V	SX-110V	SX-130V
1,300	SX-90V	SX-110V	SX-130V	SX-160V
1,400	SX-110V	SX-130V	SX-160V	SX-160V
1,500	SX-110V	SX-130V	SX-160V	(2)SX-110V

Sizing based on: 12 PSIG fill; 30 PSIG relief Valve; 180° F average temperature.
 For sizing with fluids other than water, visit amtrol.com, download the AMTROL App or consult AMTROL Technical Support.



1400 Division Road, West Warwick, RI USA 02893
 T: 800.426.8765 www.amtrol.com

