




LK-MP | JANUARY 2024  
Replaces September 2022

# MEDIUM PROFILE EVAPORATOR

Technical Guide  
Including models meeting DOE minimum AWEF

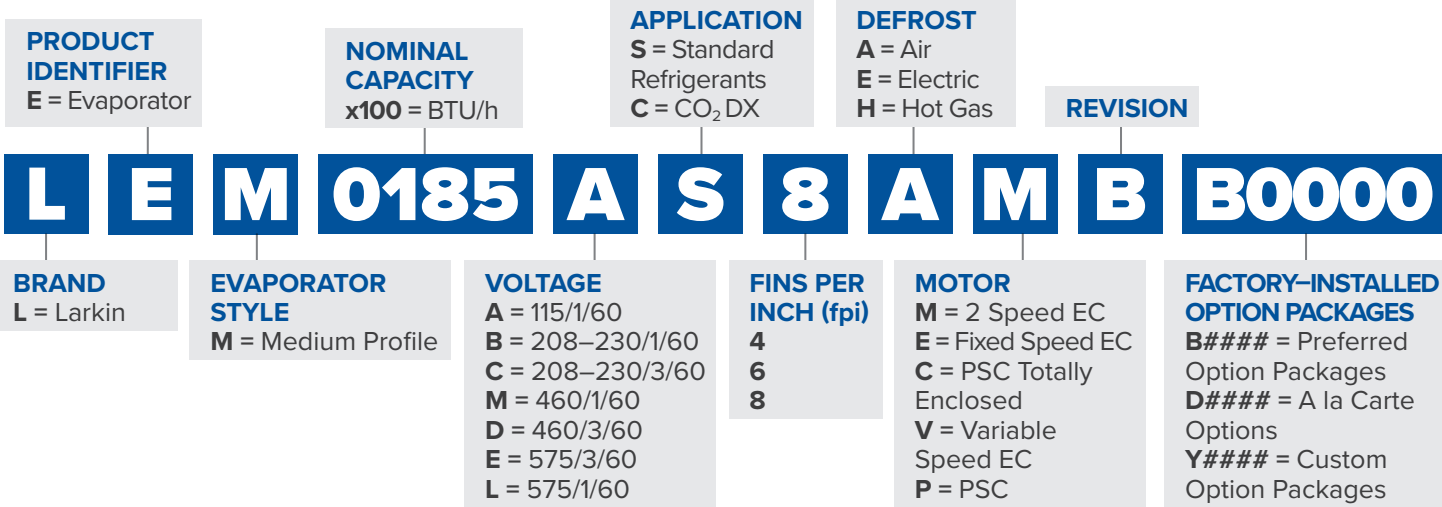


# TABLE OF CONTENTS

<b>3</b>	<b>Nomenclature</b>
<b>4</b>	<b>Preferred Option Packages</b>
<b>5</b>	<b>Features &amp; Benefits</b>
<b>7</b>	<b>Air Defrost</b>
<b>7</b>	<b>Performance Data</b>
<b>7</b>	Application Capacity: Air Defrost- 60 Hz (For EC and PSC Motors)
<b>9</b>	Application Capacity: Air Defrost- 50 Hz (For PSC Motors) <sup>†</sup>
<b>11</b>	<b>Unit Specifications</b>
<b>15</b>	<b>Electric Defrost</b>
<b>15</b>	<b>Performance Data</b>
<b>15</b>	Application Capacity: Low Temperature Electric Defrost- 60 Hz (For EC & PSC Motors)
<b>18</b>	Application Capacity: Low Temperature Electric Defrost- 50 Hz (For PSC Motors) <sup>†</sup>
<b>21</b>	Application Capacity: Medium Temperature Electric Defrost- 60 Hz (For EC & PSC Motors)
<b>24</b>	Application Capacity: Medium Temperature Electric Defrost- 50 Hz (For PSC Motors) <sup>†</sup>
<b>27</b>	<b>Unit Specifications</b>
<b>31</b>	<b>Hot Gas Defrost</b>
<b>31</b>	<b>Performance Data</b>
<b>31</b>	Application Capacity: Low Temperature Hot Gas Defrost- 60 Hz (For EC and PSC Motors)
<b>32</b>	Application Capacity: Low Temperature Hot Gas Defrost- 50 Hz (For PSC Motors) <sup>†</sup>
<b>33</b>	Application Capacity: Medium Temperature Hot Gas Defrost- 60 Hz (For EC and PSC Motors)
<b>34</b>	Application Capacity: Medium Temperature Hot Gas Defrost- 50 Hz (For PSC Motors) <sup>†</sup>
<b>35</b>	<b>Unit Specifications</b>
<b>37</b>	<b>Physical Data</b>
<b>40</b>	<b>Dimensional Drawings</b>
<b>41</b>	<b>DOE Rated AWEF</b>
<b>41</b>	<b>AWEF Data</b>
<b>41</b>	Air Defrost
<b>42</b>	Electric Defrost
<b>44</b>	Hot Gas Defrost
<b>45</b>	<b>Replacement Parts</b>
<b>45</b>	Motor/Fan Blade/Fan Guard
<b>45</b>	Cabinet Components
<b>46</b>	Drain Pan Heaters
<b>46</b>	Coil Defrost Heaters
<b>47</b>	Electrical Components
<b>47</b>	Drain Fitting
<b>48</b>	<b>Standard Nozzle Selection</b>
<b>48</b>	Air Defrost
<b>48</b>	Electric Defrost
<b>49</b>	Hot Gas Defrost



# NOMENCLATURE



## PREFERRED OPTION PACKAGES

(HFC Refrigerants)

Package	Description (standard base model features + indicated options below)
B0000	Standard Base
B0200	intelliGen Refrigeration Controller (R-404A/R-448A/R-449A)
B0201	intelliGen Refrigeration Controller (R-407A/R-407C/R-407F)
B0403	Mounted Components (TXV, Solenoid Valve, Electronic T'Stat – R-404A)
B0404	Mounted Components (TXV, Solenoid Valve, Electronic T'Stat – R-407A/C/F)
B0405	Mounted Components (TXV, Solenoid Valve, Electronic T'Stat – R-448A/R-449A)

## PREFERRED OPTION PACKAGES

(CO<sub>2</sub> DX)

Package	Description (standard base model features + indicated options below)
B0500 Standard Base	Danfoss EEV (120V) with 1/4"MPT Transducer Connection (Pressure Transducer not included)
B0501	Danfoss EEV (120V) with 1/4"MPT Transducer Connection (Pressure Transducer not included) + Filter Drier
B0502	Sporlan EEV (120V) with 1/4"MPT Transducer Connection (Pressure Transducer not included) + Filter Drier
B0503	Danfoss EEV (120V) with Danfoss Pressure Transducer
B0504	Danfoss EEV (120V) with Danfoss Pressure Transducer + Filter Drier
B0505	Danfoss EEV (120V) with CPC Pressure Transducer
B0506	Danfoss EEV (120V) with CPC Pressure Transducer + Filter Drier
B0507	Sporlan EEV (120V) with Microthermo Pressure Transducer + Filter Drier

# FEATURES & BENEFITS

## CABINET

- Removable, hinged access panels
- Plastic, molded fan guards
- Schrader valve provided for suction pressure measurement
- External equalizer connection
- Heavy-gauge aluminum cabinet
- All electrical components factory wired to terminal board and identified, making it easy to field wire the unit
- Sweat connections to reduce potential for leaks
- Internal panels are isolated for quiet operation
- Liquid line solenoid wire harness is factory-installed for quick installation

## DRAIN PAN

- Hinged drain pan for easy access
- Large diameter drain fitting (3/4" ID)
- Rear-draining fitting for space savings

## COIL

- Patented Thermo-Flex™ coil design allows the coil to “flex” during periods of defrost resulting in expansion of the coil surface. By eliminating the possibility of wear at critical stress areas, the integrity and longevity of the unit are dramatically increased (Patent Number 5,584,340)
- Coil heater slots have been enlarged for easier replacement
- Electric defrost models have fixed defrost termination / fan delay and heater limit thermostats
- Reliable nickel steel alloy defrost heater elements
- Heaters are coil face mounted for easy access

## MOTORS

- Motors plug into wiring harness for easier servicing
- 2-Speed EC motors standard for 115V, 208-230V, and 460V applications
- Thermally protected, lifetime-lubricated single phase PSC motors (optional)

## CONTROLS OPTIONS

- intelliGen™ Refrigeration Controller (iRC) units come with factory mounted, tested and calibrated with an electronic expansion valve, pressure transducer, temperature sensors, control board and User Interface. Available standard features include Door Sensor, Product Load Input and Alarm Output.
- Optional field installable intelliGen Webserver Card (iWC) enables local and remote monitoring on any phone, tablet or PC.
- Optional field installable intelliGen Integration Card (iIC) enables connectivity to BACnet and Modbus.

## OTHER OPTIONS

- Totally enclosed single phase PSC motors available as an option for 208-230, 460, and some 575 voltage models.
- Factory installed mounted components are available in these configurations:
  - Pre-assembled units come with mounted TXV, liquid line solenoid valve and room thermostat
  - Mounted TXV
  - Mounted TXV and solenoid valve
  - Mounted room thermostat
- Most models available with glycol circuiting (see glycol product brochure)
- Units available with stainless steel housing and drain pan
- Units available with Bronze-Glow coil coating (air, electric and hot gas)
- Units available with copper fins (6 FPI models only)
- Air defrost units available with polyester coated fins or various coil coating options
- Units available with insulated drain pan
- Ship-loose air sock collar available
- Wire fan guards
- Export crating

# FEATURES & BENEFITS

## OUTSTANDING FEATURES




Table 1: Capacity Correction Factors

Electric and Hot Gas Defrost Units				
Saturated Suction Temperature °F	+20	-10	-20	-30
Saturated Suction Temperature °C	-7	-23	-29	-34
Multiply Capacity By	1.15	1.04	1.00	0.90

# PERFORMANCE DATA

## Application Capacity: Air Defrost- 60 Hz (For EC and PSC Motors)

Please consult AWEF table on page 41 to confirm model meets DOE minimum AWEF

New Model	Legacy Model	R-404A/R-507A		R-448A/R-449A		Fan Data			Air Throw					
		Application Capacity <sup>1</sup>		Application Capacity <sup>1</sup>					Diameter		Standard (Molded Fan Guard)		Diffused (Wire Fan Guard)	
		10°F TD/ 25°F SST	6°C TD/ -4°C SST	10°F TD/ 25°F SST	6°C TD/ -4°C SST	No. of Fans	CFM	m <sup>3</sup> H	in.	mm	ft.	m	ft.	m
LEM0185*S8A^B	MMT6130	13,000	3,800	18,350	5,400	1	1,900	3,228	18	457	60	18.5	45	14
LEM0225*S8A^B	MMT6155	16,500	4,850	24,000	7,050	1	1,900	3,228	18	457	60	18.5	45	14
LEM0405*S8A^B	MMT6245	24,500	7,200	35,000	10,250	2	4,100	6,966	18	457	60	18.5	45	14
LEM0475*S8A^B	MMT6300	32,100	9,400	47,500	13,900	2	4,100	6,966	18	457	60	18.5	45	14
LEM0575*S8A^B	MMT6365	36,500	10,700	57,500	16,850	3	6,300	10,704	18	457	60	18.5	45	14
LEM0675*S8A^B	MMT6450	45,000	13,200	67,100	19,650	3	6,300	10,704	18	457	60	18.5	45	14
LEM0775*S8A^B	MMT6510	51,000	14,950	77,100	22,600	4	8,500	14,442	18	457	60	18.5	45	14
LEM0975*S8A^B	MMT6600	65,000	19,050	97,100	28,450	4	8,500	14,442	18	457	60	18.5	45	14
LEM1115*S8A^B	MMT6710	74,150	21,750	111,215	32,600	5	10,000	16,990	18	457	60	18.5	45	14

New Model	Legacy Model	R-407A/R-407F		R-407C		Fan Data			Air Throw					
		Application Capacity <sup>1</sup>		Application Capacity <sup>1</sup>					Diameter		Standard (Molded Fan Guard)		Diffused (Wire Fan Guard)	
		10°F TD/ 25°F SST	6°C TD/ -4°C SST	10°F TD/ 25°F SST	6°C TD/ -4°C SST	No. of Fans	CFM	m <sup>3</sup> H	in.	mm	ft.	m	ft.	m
LEM0185*S8A^B	MMT6130	15,000	4,400	15,000	4,400	1	1,900	3,228	18	457	60	18.5	45	14
LEM0225*S8A^B	MMT6155	20,000	5,850	20,000	5,850	1	1,900	3,228	18	457	60	18.5	45	14
LEM0405*S8A^B	MMT6245	29,500	8,650	29,500	8,650	2	4,100	6,966	18	457	60	18.5	45	14
LEM0475*S8A^B	MMT6300	37,900	11,100	37,900	11,100	2	4,100	6,966	18	457	60	18.5	45	14
LEM0575*S8A^B	MMT6365	46,250	13,550	45,400	13,300	3	6,300	10,704	18	457	60	18.5	45	14
LEM0675*S8A^B	MMT6450	53,750	15,750	52,500	15,400	3	6,300	10,704	18	457	60	18.5	45	14
LEM0775*S8A^B	MMT6510	61,250	17,950	60,850	17,850	4	8,500	14,442	18	457	60	18.5	45	14
LEM0975*S8A^B	MMT6600	77,100	22,600	77,100	22,600	4	8,500	14,442	18	457	60	18.5	45	14
LEM1115*S8A^B	MMT6710	88,750	26,000	87,100	25,550	5	10,000	16,990	18	457	60	18.5	45	14

**Notes:**  
<sup>1</sup> = Capacities shown are Application Capacities reflecting nominal operation at 10°F TD. For models within the scope of the DOE AWEF (Annual Walk-in Energy Factor) standard, the Net Capacity is determined by the AHRI 1250 test method. DOE will publish this compliance data at [www.regulations.doe.gov](http://www.regulations.doe.gov)  
 \* = Electrical Code Designator (see Nomenclature details)  
 ^ = Motor Code Designator (see Nomenclature details)  
 Net Capacity is available upon request

# PERFORMANCE DATA

Application Capacity: Air Defrost- 60 Hz (For EC and PSC Motors)

Please consult AWEF table on page 41 to confirm model meets DOE minimum AWEF

New Model	Legacy Model	CO <sub>2</sub> DX		Fan Data			Air Throw					
		Application Capacity <sup>1</sup>					Diameter		Standard (Molded Fan Guard)		Diffused (Wire Fan Guard)	
		10°F TD/ 25°F SST	6°C TD/ -4°C SST	No. of Fans	CFM	m <sup>3</sup> H	in.	mm	ft.	m	ft.	m
LEM0185*C8A^A	NA	15,000	4,400	1	1,900	3,228	18	457	60	18.5	45	14
LEM0225*C8A^A	NA	20,000	5,850	1	1,900	3,228	18	457	60	18.5	45	14
LEM0405*C8A^A	NA	29,500	8,650	2	4,100	6,966	18	457	60	18.5	45	14
LEM0475*C8A^A	NA	37,900	11,100	2	4,100	6,966	18	457	60	18.5	45	14
LEM0575*C8A^A	NA	46,250	13,550	3	6,300	10,704	18	457	60	18.5	45	14
LEM0675*C8A^A	NA	53,750	15,750	3	6,300	10,704	18	457	60	18.5	45	14
LEM0775*C8A^A	NA	61,250	17,950	4	8,500	14,442	18	457	60	18.5	45	14
LEM0975*C8A^A	NA	77,100	22,600	4	8,500	14,442	18	457	60	18.5	45	14
LEM1115*C8A^A	NA	88,750	26,000	5	10,000	16,990	18	457	60	18.5	45	14

**Notes:**

<sup>1</sup> = Capacities shown are Application Capacities reflecting nominal operation at 10°F TD. For models within the scope of the DOE AWEF (Annual Walk-in Energy Factor) standard, the Net Capacity is determined by the AHRI 1250 test method. DOE will publish this compliance data at [www.regulations.doe.gov](http://www.regulations.doe.gov)

\* = Electrical Code Designator (see Nomenclature details)

^ = Motor Code Designator (see Nomenclature details)

Net Capacity is available upon request



# PERFORMANCE DATA

## Application Capacity: Air Defrost- 50 Hz (For PSC Motors)<sup>†</sup>

Please consult AWEF table on page 41 to confirm model meets DOE minimum AWEF

New Model	Legacy Model	R-404A/R-507A		R-448A/R-449A		Fan Data			Air Throw					
		Application Capacity <sup>1</sup>		Application Capacity <sup>1</sup>					Diameter		Standard (Molded Fan Guard)		Diffused (Wire Fan Guard)	
		10°F TD/ 25°F SST	6°C TD/ -4°C SST	10°F TD/ 25°F SST	6°C TD/ -4°C SST	No. of Fans	CFM	m <sup>3</sup> H	in.	mm	ft.	m	ft.	m
LEM0185*S8A^B	MMT6130	11,950	3,550	16,900	4,950	1	1,710	2,905	18	457	55	17	40	13
LEM0225*S8A^B	MMT6155	15,200	4,550	22,100	6,500	1	1,710	2,905	18	457	55	17	40	13
LEM0405*S8A^B	MMT6245	22,550	6,600	32,200	9,450	2	3,690	6,269	18	457	55	17	40	13
LEM0475*S8A^B	MMT6300	29,550	8,650	43,700	12,800	2	3,690	6,269	18	457	55	17	40	13
LEM0575*S8A^B	MMT6365	33,600	9,850	52,900	15,500	3	5,670	9,633	18	457	55	17	40	13
LEM0675*S8A^B	MMT6450	41,400	12,150	61,750	18,100	3	5,670	9,633	18	457	55	17	40	13
LEM0775*S8A^B	MMT6510	46,900	13,750	70,950	20,800	4	7,650	12,997	18	457	55	17	40	13
LEM0975*S8A^B	MMT6600	59,800	17,550	89,350	26,200	4	7,650	12,997	18	457	55	17	40	13
LEM1115*S8A^B	MMT6710	68,200	20,000	102,300	30,000	5	9,000	15,291	18	457	55	17	40	13

New Model	Legacy Model	R-407A/R-407F		R-407C		Fan Data			Air Throw					
		Application Capacity <sup>1</sup>		Application Capacity <sup>1</sup>					Diameter		Standard (Molded Fan Guard)		Diffused (Wire Fan Guard)	
		10°F TD/ 25°F SST	6°C TD/ -4°C SST	10°F TD/ 25°F SST	6°C TD/ -4°C SST	No. of Fans	CFM	m <sup>3</sup> H	in.	mm	ft.	m	ft.	m
LEM0185*S8A^B	MMT6130	13,800	4,050	13,800	4,050	1	1,710	2,905	18	457	55	17	40	13
LEM0225*S8A^B	MMT6155	18,400	5,400	18,400	5,400	1	1,710	2,905	18	457	55	17	40	13
LEM0405*S8A^B	MMT6245	27,150	7,950	27,150	7,950	2	3,690	6,269	18	457	55	17	40	13
LEM0475*S8A^B	MMT6300	34,850	10,200	34,850	10,200	2	3,690	6,269	18	457	55	17	40	13
LEM0575*S8A^B	MMT6365	42,550	12,450	41,750	12,250	3	5,670	9,633	18	457	55	17	40	13
LEM0675*S8A^B	MMT6450	49,450	14,500	48,300	14,150	3	5,670	9,633	18	457	55	17	40	13
LEM0775*S8A^B	MMT6510	56,350	16,500	56,000	16,400	4	7,650	12,997	18	457	55	17	40	13
LEM0975*S8A^B	MMT6600	70,950	20,800	70,950	20,800	4	7,650	12,997	18	457	55	17	40	13
LEM1115*S8A^B	MMT6710	81,650	23,950	80,150	23,500	5	9,000	15,291	18	457	55	17	40	13

### Notes:

<sup>1</sup> = Capacities shown are Application Capacities reflecting nominal operation at 10°F TD. For models within the scope of the DOE AWEF (Annual Walk-in Energy Factor) standard, the Net Capacity is determined by the AHRI 1250 test method. DOE will publish this compliance data at [www.regulations.doe.gov](http://www.regulations.doe.gov)

\* = Electrical Code Designator (see Nomenclature details)

^ = Motor Code Designator (see Nomenclature details)

<sup>†</sup> = For single speed and 2-speed EC motors, use 60 Hz capacity and airflow values. (units with EC motors operating at 50 Hz will not see a reduction in performance due to the electronic control of the motor)

Net Capacity is available upon request

# PERFORMANCE DATA

Application Capacity: Air Defrost- 50 Hz (For PSC Motors)<sup>†</sup>

Please consult AWEF table on page 41 to confirm model meets DOE minimum AWEF

New Model	Legacy Model	CO <sub>2</sub> DX		Fan Data			Air Throw					
		Application Capacity <sup>1</sup>					Diameter		Standard (Molded Fan Guard)		Diffused (Wire Fan Guard)	
		10°F TD/ 25°F SST	6°C TD/ -4°C SST	No. of Fans	CFM	m <sup>3</sup> H	in.	mm	ft.	m	ft.	m
LEM0185*C8A^A	NA	13,800	4,050	1	1,710	2,905	18	457	55	17	40	13
LEM0225*C8A^A	NA	18,400	5,400	1	1,710	2,905	18	457	55	17	40	13
LEM0405*C8A^A	NA	27,150	7,950	2	3,690	6,269	18	457	55	17	40	13
LEM0475*C8A^A	NA	34,850	10,200	2	3,690	6,269	18	457	55	17	40	13
LEM0575*C8A^A	NA	42,550	12,450	3	5,670	9,633	18	457	55	17	40	13
LEM0675*C8A^A	NA	49,450	14,500	3	5,670	9,633	18	457	55	17	40	13
LEM0775*C8A^A	NA	56,350	16,500	4	7,650	12,997	18	457	55	17	40	13
LEM0975*C8A^A	NA	70,950	20,800	4	7,650	12,997	18	457	55	17	40	13
LEM1115*C8A^A	NA	81,650	23,950	5	9,000	15,291	18	457	55	17	40	13

**Notes:**

<sup>1</sup> = Capacities shown are Application Capacities reflecting nominal operation at 10°F TD. For models within the scope of the DOE AWEF (Annual Walk-in Energy Factor) standard, the Net Capacity is determined by the AHRI 1250 test method. DOE will publish this compliance data at [www.regulations.doe.gov](http://www.regulations.doe.gov)

\* = Electrical Code Designator (see Nomenclature details)

^ = Motor Code Designator (see Nomenclature details)

<sup>†</sup> = For single speed and 2-speed EC motors, use 60 Hz capacity and airflow values. (units with EC motors operating at 50 Hz will not see a reduction in performance due to the electronic control of the motor)

Net Capacity is available upon request

# SPECIFICATIONS

## Air Defrost- 60 Hz

Please consult AWEF table on page 41 to confirm model meets DOE minimum AWEF

EC Motors (includes 2-Speed, Fixed Speed and VSEC)													
		115/1/60				208-230/1/60				460/1/60			
New Model	HP	Amps	Watts	MCA	MOPD	Amps	Watts	MCA	MOPD	Amps	Watts	MCA	MOPD
LEM0185*S8A^B	1/4	3.5	208	15	20	1.7	208	15	20	1.6	191	15	15
LEM0225*S8A^B	1/4	3.5	208	15	20	1.7	208	15	20	1.6	191	15	15
LEM0405*S8A^B	1/4	7.0	417	15	20	3.5	417	15	20	3.2	382	15	15
LEM0475*S8A^B	1/4	7.0	417	15	20	3.5	417	15	20	3.2	382	15	15
LEM0575*S8A^B	1/4	10.4	625	15	20	5.2	625	15	20	4.8	573	15	15
LEM0675*S8A^B	1/4	10.4	625	15	20	5.2	625	15	20	4.8	573	15	15
LEM0775*S8A^B	1/4	13.9	834	20	25	7.0	834	15	20	6.4	764	15	15
LEM0975*S8A^B	1/4	13.9	834	20	25	7.0	834	15	20	6.4	764	15	15
LEM1115*S8A^B	1/4	-	-	-	-	8.7	1,042	15	20	8.0	955	15	15

EC Motors (includes 2-Speed, Fixed Speed and VSEC)													
		115/1/60				208-230/1/60				460/1/60			
New Model	HP	Amps	Watts	MCA	MOPD	Amps	Watts	MCA	MOPD	Amps	Watts	MCA	MOPD
LEM0185*C8A^A	1/4	3.5	208	15	20	1.7	208	15	20	1.6	191	15	15
LEM0225*C8A^A	1/4	3.5	208	15	20	1.7	208	15	20	1.6	191	15	15
LEM0405*C8A^A	1/4	7.0	417	15	20	3.5	417	15	20	3.2	382	15	15
LEM0475*C8A^A	1/4	7.0	417	15	20	3.5	417	15	20	3.2	382	15	15
LEM0575*C8A^A	1/4	10.4	625	15	20	5.2	625	15	20	4.8	573	15	15
LEM0675*C8A^A	1/4	10.4	625	15	20	5.2	625	15	20	4.8	573	15	15
LEM0775*C8A^A	1/4	13.9	834	20	25	7.0	834	15	20	6.4	764	15	15
LEM0975*C8A^A	1/4	13.9	834	20	25	7.0	834	15	20	6.4	764	15	15
LEM1115*C8A^A	1/4	-	-	-	-	8.7	1,042	15	20	8.0	955	15	15

**Notes:**

\* = Electrical Code Designator (see Nomenclature details)

^ = Motor Code Designator (see Nomenclature details)

# SPECIFICATIONS

## Air Defrost- 60 Hz

Please consult AWEF table on page 41 to confirm model meets DOE minimum AWEF

		PSC Motors (includes Standard and Totally Enclosed)											
		115/1/60				208-230/1/60				460/1/60			
New Model	HP	Amps	Watts	MCA	MOPD	Amps	Watts	MCA	MOPD	Amps	Watts	MCA	MOPD
LEM0185*S8A^B	1/4	4.0	300	15	20	1.8	305	15	20	1.0	305	15	15
LEM0225*S8A^B	1/4	4.0	300	15	20	1.8	305	15	20	1.0	305	15	15
LEM0405*S8A^B	1/4	8.0	600	15	20	3.6	610	15	20	2.0	610	15	15
LEM0475*S8A^B	1/4	8.0	600	15	20	3.6	610	15	20	2.0	610	15	15
LEM0575*S8A^B	1/4	12.0	900	15	20	5.4	915	15	20	3.0	915	15	15
LEM0675*S8A^B	1/4	12.0	900	15	20	5.4	915	15	20	3.0	915	15	15
LEM0775*S8A^B	1/4	16.0	1,200	20	25	7.2	1,220	15	20	4.0	1,220	15	15
LEM0975*S8A^B	1/4	16.0	1,200	20	25	7.2	1,220	15	20	4.0	1,220	15	15
LEM1115*S8A^B	1/4	-	-	-	-	9.0	1,525	15	20	5.0	1,525	15	15

		PSC Motors (includes Standard and Totally Enclosed)											
		115/1/60				208-230/1/60				460/1/60			
New Model	HP	Amps	Watts	MCA	MOPD	Amps	Watts	MCA	MOPD	Amps	Watts	MCA	MOPD
LEM0185*C8A^A	1/4	4.0	300	15	20	1.8	305	15	20	1.0	305	15	15
LEM0225*C8A^A	1/4	4.0	300	15	20	1.8	305	15	20	1.0	305	15	15
LEM0405*C8A^A	1/4	8.0	600	15	20	3.6	610	15	20	2.0	610	15	15
LEM0475*C8A^A	1/4	8.0	600	15	20	3.6	610	15	20	2.0	610	15	15
LEM0575*C8A^A	1/4	12.0	900	15	20	5.4	915	15	20	3.0	915	15	15
LEM0675*C8A^A	1/4	12.0	900	15	20	5.4	915	15	20	3.0	915	15	15
LEM0775*C8A^A	1/4	16.0	1,200	20	25	7.2	1,220	15	20	4.0	1,220	15	15
LEM0975*C8A^A	1/4	16.0	1,200	20	25	7.2	1,220	15	20	4.0	1,220	15	15
LEM1115*C8A^A	1/4	-	-	-	-	9.0	1,525	15	20	5.0	1,525	15	15

**Notes:**

\* = Electrical Code Designator (see Nomenclature details)  
 ^ = Motor Code Designator (see Nomenclature details)

# SPECIFICATIONS

## Air Defrost- 50 Hz

Please consult AWEF table on page 41 to confirm model meets DOE minimum AWEF

		EC Motors (includes 2-Speed, Fixed Speed and VSEC)							
		110/1/50				220/1/50			
New Model	HP	Amps	Watts	MCA	MOPD	Amps	Watts	MCA	MOPD
LEM0185*S8A^B	1/4	3.5	208	15	20	1.7	208	15	20
LEM0225*S8A^B	1/4	3.5	208	15	20	1.7	208	15	20
LEM0405*S8A^B	1/4	7.0	417	15	20	3.5	417	15	20
LEM0475*S8A^B	1/4	7.0	417	15	20	3.5	417	15	20
LEM0575*S8A^B	1/4	10.4	625	15	20	5.2	625	15	20
LEM0675*S8A^B	1/4	10.4	625	15	20	5.2	625	15	20
LEM0775*S8A^B	1/4	13.9	834	20	25	7.0	834	15	20
LEM0975*S8A^B	1/4	13.9	834	20	25	7.0	834	15	20
LEM1115*S8A^B	1/4	-	-	-	-	8.7	1,042	15	20

		EC Motors (includes 2-Speed, Fixed Speed and VSEC)							
		110/1/50				220/1/50			
New Model	HP	Amps	Watts	MCA	MOPD	Amps	Watts	MCA	MOPD
LEM0185*C8A^A	1/4	3.5	208	15	20	1.7	208	15	20
LEM0225*C8A^A	1/4	3.5	208	15	20	1.7	208	15	20
LEM0405*C8A^A	1/4	7.0	417	15	20	3.5	417	15	20
LEM0475*C8A^A	1/4	7.0	417	15	20	3.5	417	15	20
LEM0575*C8A^A	1/4	10.4	625	15	20	5.2	625	15	20
LEM0675*C8A^A	1/4	10.4	625	15	20	5.2	625	15	20
LEM0775*C8A^A	1/4	13.9	834	20	25	7.0	834	15	20
LEM0975*C8A^A	1/4	13.9	834	20	25	7.0	834	15	20
LEM1115*C8A^A	1/4	-	-	-	-	8.7	1,042	15	20

**Notes:**

\* = Electrical Code Designator (see Nomenclature details)

^ = Motor Code Designator (see Nomenclature details)



# PERFORMANCE DATA

## Application Capacity: Low Temperature Electric Defrost- 60 Hz (For EC & PSC Motors)

Please consult AWEF table on page 42-43 to confirm model meets DOE minimum AWEF

Please refer to Table 1: Capacity Correction Factors (page 6) if using Saturated Suction Temperatures different than listed in the information below

FPI	New Model	Legacy Model	R-404A/R-507A		R-448A/R-449A		Fan Data			Air Throw					
			Application Capacity <sup>1</sup>		Application Capacity <sup>1</sup>					Diameter		Standard (Molded Fan Guard)		Diffused (Wire Fan Guard)	
			10°F TD/ -20°F SST	6°C TD/ -29°C SST	10°F TD/ -20°F SST	6°C TD/ -29°C SST	No. of Fans	CFM	m <sup>3</sup> H	in.	mm	ft.	m	ft.	m
			BTUH	Watts	BTUH	Watts									
6	LEM0125*S6E^A	MLT6101	10,100	2,950	12,500	3,650	1	2,250	3,823	18	457	60	18.5	45	14
6	LEM0135*S6E^A	MLT6140	14,000	4,100	17,000	5,000	1	2,150	3,653	18	457	60	18.5	45	14
6	LEM0250*S6E^A	MLT6190	19,600	5,750	25,000	7,350	2	4,450	7,731	18	457	60	18.5	45	14
6	LEM0300*S6E^A	MLT6260	26,000	7,600	29,600	8,650	2	4,350	7,391	18	457	60	18.5	45	14
6	LEM0370*S6E^A	MLT6310	31,000	9,100	36,650	10,750	3	6,800	11,553	18	457	60	18.5	45	14
6	LEM0475*S6E^A	MLT6390	39,000	11,450	47,100	13,800	3	6,500	11,044	18	457	60	18.5	45	14
6	LEM0595*S6E^A	MLT6430	43,750	12,800	59,150	17,350	4	8,500	14,442	18	457	60	18.5	45	14
6	LEM0735*S6E^A	MLT6520	53,750	15,750	73,350	21,500	4	8,100	13,762	18	457	60	18.5	45	14
6	LEM0850*S6E^A	MLT6620	62,000	18,150	84,600	24,800	5	9,650	16,395	18	457	60	18.5	45	14
4	LEM0125*S4E^A	MLT4100	10,000	2,950	14,000	4,100	1	2,250	3,823	18	457	60	18.5	45	14
4	LEM0225*S4E^A	MLT4165	17,100	5,000	21,500	6,300	2	4,750	8,070	18	457	60	18.5	45	14
4	LEM0250*S4E^A	MLT4220	22,000	6,450	25,500	7,450	2	4,550	7,731	18	457	60	18.5	45	14
4	LEM0325*S4E^A	MLT4250	25,000	7,350	32,500	7,500	3	7,100	12,063	18	457	60	18.5	45	14
4	LEM0420*S4E^A	MLT4330	33,000	9,650	41,650	12,200	3	6,750	11,468	18	457	60	18.5	45	14
4	LEM0490*S4E^A	MLT4370	37,000	10,850	48,750	14,300	4	8,800	14,951	18	457	60	18.5	45	14
4	LEM0620*S4E^A	MLT4440	45,400	13,300	61,650	10,850	4	8,400	14,272	18	457	60	18.5	45	14
4	LEM0720*S4E^A	MLT4530	53,000	15,550	71,250	20,900	5	10,000	16,990	18	457	60	18.5	45	14

**Notes:**

<sup>1</sup> = Capacities shown are Application Capacities reflecting nominal operation at 10°F TD. For models within the scope of the DOE AWEF (Annual Walk-in Energy Factor) standard, the Net Capacity is determined by the AHRI 1250 test method. DOE will publish this compliance data at [www.regulations.doe.gov](http://www.regulations.doe.gov)

\* = Electrical Code Designator (see Nomenclature details)

^ = Motor Code Designator (see Nomenclature details)

Net Capacity is available upon request

# PERFORMANCE DATA

## Application Capacity: Low Temperature Electric Defrost- 60 Hz (For EC & PSC Motors)

Please consult AWEF table on page 42-43 to confirm model meets DOE minimum AWEF

Please refer to Table 1: Capacity Correction Factors (page 6) if using Saturated Suction Temperatures different than listed in the information below

FPI	New Model	Legacy Model	R-407A/R-407F		R-407C		Fan Data			Air Throw					
			Application Capacity <sup>1</sup>		Application Capacity <sup>1</sup>					Diameter		Standard (Molded Fan Guard)		Diffused (Wire Fan Guard)	
			10°F TD/ -20°F SST	6°C TD/ -29°C SST	10°F TD/ -20°F SST	6°C TD/ -29°C SST	No. of Fans	CFM	m <sup>3</sup> H	in.	mm	ft.	m	ft.	m
			BTUH	Watts	BTUH	Watts									
6	LEM0125*S6E^A	MLT6101	11,200	3,300	11,200	3,300	1	2,250	3,823	18	457	60	18.5	45	14
6	LEM0135*S6E^A	MLT6140	16,000	4,700	15,000	4,400	1	2,150	3,653	18	457	60	18.5	45	14
6	LEM0250*S6E^A	MLT6190	21,650	6,350	20,500	6,000	2	4,450	7,731	18	457	60	18.5	45	14
6	LEM0300*S6E^A	MLT6260	28,500	8,350	28,500	8,350	2	4,350	7,391	18	457	60	18.5	45	14
6	LEM0370*S6E^A	MLT6310	34,000	9,950	34,000	9,950	3	6,800	11,553	18	457	60	18.5	45	14
6	LEM0475*S6E^A	MLT6390	43,000	12,600	43,000	12,600	3	6,500	11,044	18	457	60	18.5	45	14
6	LEM0595*S6E^A	MLT6430	49,150	14,400	46,500	13,650	4	8,500	14,442	18	457	60	18.5	45	14
6	LEM0735*S6E^A	MLT6520	61,250	17,950	57,000	16,700	4	8,100	13,762	18	457	60	18.5	45	14
6	LEM0850*S6E^A	MLT6620	71,520	20,950	68,000	19,950	5	9,650	16,395	18	457	60	18.5	45	14
4	LEM0125*S4E^A	MLT4100	12,500	3,650	12,000	3,500	1	2,250	3,823	18	457	60	18.5	45	14
4	LEM0225*S4E^A	MLT4165	18,750	5,500	18,750	5,500	2	4,750	8,070	18	457	60	18.5	45	14
4	LEM0250*S4E^A	MLT4220	24,000	7,050	24,000	7,050	2	4,550	7,731	18	457	60	18.5	45	14
4	LEM0325*S4E^A	MLT4250	27,900	8,200	27,000	7,900	3	7,100	12,063	18	457	60	18.5	45	14
4	LEM0420*S4E^A	MLT4330	36,500	10,700	36,500	10,700	3	6,750	11,468	18	457	60	18.5	45	14
4	LEM0490*S4E^A	MLT4370	40,500	11,850	40,000	11,700	4	8,800	14,951	18	457	60	18.5	45	14
4	LEM0620*S4E^A	MLT4440	51,250	15,000	48,500	14,200	4	8,400	14,272	18	457	60	18.5	45	14
4	LEM0720*S4E^A	MLT4530	59,600	17,450	58,000	17,000	5	10,000	16,990	18	457	60	18.5	45	14

**Notes:**  
<sup>1</sup> = Capacities shown are Application Capacities reflecting nominal operation at 10°F TD. For models within the scope of the DOE AWEF (Annual Walk-in Energy Factor) standard, the Net Capacity is determined by the AHRI 1250 test method. DOE will publish this compliance data at [www.regulations.doe.gov](http://www.regulations.doe.gov)  
 \* = Electrical Code Designator (see Nomenclature details)  
 ^ = Motor Code Designator (see Nomenclature details)  
 Net Capacity is available upon request



# PERFORMANCE DATA

## Application Capacity: Low Temperature Electric Defrost- 60 Hz (For EC & PSC Motors)

Please consult AWEF table on page 42-43 to confirm model meets DOE minimum AWEF

Please refer to Table 1: Capacity Correction Factors (page 6) if using Saturated Suction Temperatures different than listed in the information below

FPI	New Model	Legacy Model	CO <sub>2</sub> DX		Fan Data			Air Throw					
			Application Capacity <sup>1</sup>					Diameter		Standard (Molded Fan Guard)		Diffused (Wire Fan Guard)	
			10°F TD/ -20°F SST	6°C TD/ -29°C SST	No. of Fans	CFM	m <sup>3</sup> H	in.	mm	ft.	m	ft.	m
			BTUH	Watts									
6	LEM0125*C6E^A	NA	11,200	3,300	1	2,250	3,823	18	457	60	18.5	45	14
6	LEM0135*C6E^A	NA	16,000	4,700	1	2,150	3,653	18	457	60	18.5	45	14
6	LEM0250*C6E^A	NA	21,650	6,350	2	4,450	7,731	18	457	60	18.5	45	14
6	LEM0300*C6E^A	NA	28,500	8,350	2	4,350	7,391	18	457	60	18.5	45	14
6	LEM0370*C6E^A	NA	34,000	9,950	3	6,800	11,553	18	457	60	18.5	45	14
6	LEM0475*C6E^A	NA	43,000	12,600	3	6,500	11,044	18	457	60	18.5	45	14
6	LEM0595*C6E^A	NA	49,150	14,400	4	8,500	14,442	18	457	60	18.5	45	14
6	LEM0735*C6E^A	NA	61,250	17,950	4	8,100	13,762	18	457	60	18.5	45	14
6	LEM0850*C6E^A	NA	71,520	20,950	5	9,650	16,395	18	457	60	18.5	45	14
4	LEM0125*C4E^A	NA	12,500	3,650	1	2,250	3,823	18	457	60	18.5	45	14
4	LEM0225*C4E^A	NA	18,750	5,500	2	4,750	8,070	18	457	60	18.5	45	14
4	LEM0250*C4E^A	NA	24,000	7,050	2	4,550	7,731	18	457	60	18.5	45	14
4	LEM0325*C4E^A	NA	27,900	8,200	3	7,100	12,063	18	457	60	18.5	45	14
4	LEM0420*C4E^A	NA	36,500	10,700	3	6,750	11,468	18	457	60	18.5	45	14
4	LEM0490*C4E^A	NA	40,500	11,850	4	8,800	14,951	18	457	60	18.5	45	14
4	LEM0620*C4E^A	NA	51,250	15,000	4	8,400	14,272	18	457	60	18.5	45	14
4	LEM0720*C4E^A	NA	59,600	17,450	5	10,000	16,990	18	457	60	18.5	45	14

**Notes:**  
<sup>1</sup> = Capacities shown are Application Capacities reflecting nominal operation at 10°F TD. For models within the scope of the DOE AWEF (Annual Walk-in Energy Factor) standard, the Net Capacity is determined by the AHRI 1250 test method. DOE will publish this compliance data at [www.regulations.doe.gov](http://www.regulations.doe.gov)  
 \* = Electrical Code Designator (see Nomenclature details)  
 ^ = Motor Code Designator (see Nomenclature details)  
 Net Capacity is available upon request

# PERFORMANCE DATA

## Application Capacity: Low Temperature Electric Defrost- 50 Hz (For PSC Motors)<sup>†</sup>

Please consult AWEF table on page 42-43 to confirm model meets DOE minimum AWEF

Please refer to Table 1: Capacity Correction Factors (page 6) if using Saturated Suction Temperatures different than listed in the information below

FPI	New Model	Legacy Model	R-404A/R-507A		R-448A/R-449A		Fan Data			Air Throw					
			Application Capacity <sup>1</sup>		Application Capacity <sup>1</sup>					Diameter		Standard (Molded Fan Guard)		Diffused (Wire Fan Guard)	
			10°F TD/ -20°F SST	6°C TD/ -29°C SST	10°F TD/ -20°F SST	6°C TD/ -29°C SST	No. of Fans	CFM	m <sup>3</sup> H	in.	mm	ft.	m	ft.	m
			BTUH	Watts	BTUH	Watts									
6	LEM0125*S6E^A	MLT6101	9,300	2,750	11,500	3,350	1	2,025	3,440	18	457	55	17	40	13
6	LEM0135*S6E^A	MLT6140	12,900	3,800	15,650	4,600	1	1,935	3,288	18	457	55	17	40	13
6	LEM0250*S6E^A	MLT6190	10,850	5,300	23,000	6,750	2	4,095	6,957	18	457	55	17	40	13
6	LEM0300*S6E^A	MLT6260	23,900	7,000	27,250	8,000	2	3,915	6,652	18	457	55	17	40	13
6	LEM0370*S6E^A	MLT6310	28,500	8,350	33,700	9,900	3	6,120	10,398	18	457	55	17	40	13
6	LEM0475*S6E^A	MLT6390	35,900	10,500	43,350	12,700	3	5,850	9,939	18	457	55	17	40	13
6	LEM0595*S6E^A	MLT6430	40,250	11,800	54,400	15,950	4	7,650	12,997	18	457	55	17	40	13
6	LEM0735*S6E^A	MLT6520	49,450	14,500	67,500	19,800	4	7,290	12,386	18	457	55	17	40	13
6	LEM0850*S6E^A	MLT6620	57,050	16,700	77,850	22,800	5	8,685	14,756	18	457	55	17	40	13
4	LEM0125*S4E^A	MLT4100	9,200	2,700	12,900	3,800	1	2,025	3,440	18	457	55	17	40	13
4	LEM0225*S4E^A	MLT4165	15,750	4,600	19,800	5,800	2	4,275	7,263	18	457	55	17	40	13
4	LEM0250*S4E^A	MLT4220	20,250	5,950	23,450	6,850	2	4,095	6,957	18	457	55	17	40	13
4	LEM0325*S4E^A	MLT4250	23,000	6,750	29,900	8,750	3	6,390	10,857	18	457	55	17	40	13
4	LEM0420*S4E^A	MLT4330	30,350	8,900	38,300	11,200	3	6,075	10,312	18	457	55	17	40	13
4	LEM0490*S4E^A	MLT4370	34,050	10,000	44,850	13,150	4	7,920	13,456	18	457	55	17	40	13
4	LEM0620*S4E^A	MLT4440	41,750	12,250	56,700	16,600	4	7,560	12,845	18	457	55	17	40	13
4	LEM0720*S4E^A	MLT4530	48,750	14,300	65,550	19,200	5	9,000	15,291	18	457	55	17	40	13

**Notes:**

<sup>1</sup> = Capacities shown are Application Capacities reflecting nominal operation at 10°F TD. For models within the scope of the DOE AWEF (Annual Walk-in Energy Factor) standard, the Net Capacity is determined by the AHRI 1250 test method. DOE will publish this compliance data at [www.regulations.doe.gov](http://www.regulations.doe.gov)

\* = Electrical Code Designator (see Nomenclature details)

^ = Motor Code Designator (see Nomenclature details)

<sup>†</sup> = For single speed and 2-speed EC motors, use 60 Hz capacity and airflow values. (units with EC motors operating at 50 Hz will not see a reduction in performance due to the electronic control of the motor)

Net Capacity is available upon request

# PERFORMANCE DATA

## Application Capacity: Low Temperature Electric Defrost- 50 Hz (For PSC Motors)<sup>†</sup>

Please consult AWEF table on page 42-43 to confirm model meets DOE minimum AWEF

Please refer to Table 1: Capacity Correction Factors (page 6) if using Saturated Suction Temperatures different than listed in the information below

FPI	New Model	Legacy Model	R-407A/R-407F		R-407C		Fan Data			Air Throw					
			Application Capacity <sup>1</sup>		Application Capacity <sup>1</sup>					Diameter		Standard (Molded Fan Guard)		Diffused (Wire Fan Guard)	
			10°F TD/ -20°F SST	6°C TD/ -29°C SST	10°F TD/ -20°F SST	6°C TD/ -29°C SST	No. of Fans	CFM	m <sup>3</sup> H	in.	mm	ft.	m	ft.	m
			BTUH	Watts	BTUH	Watts									
6	LEM0125*S6E^A	MLT6101	10,300	3,000	10,300	3,000	1	2,025	3,440	18	457	55	17	40	13
6	LEM0135*S6E^A	MLT6140	14,700	4,300	13,800	4,050	1	1,935	3,288	18	457	55	17	40	13
6	LEM0250*S6E^A	MLT6190	19,900	5,850	18,850	5,500	2	4,095	6,957	18	457	55	17	40	13
6	LEM0300*S6E^A	MLT6260	26,200	7,700	26,200	7,700	2	3,915	6,652	18	457	55	17	40	13
6	LEM0370*S6E^A	MLT6310	31,300	9,150	31,300	9,150	3	6,120	10,398	18	457	55	17	40	13
6	LEM0475*S6E^A	MLT6390	39,550	11,600	39,550	11,600	3	5,850	9,939	18	457	55	17	40	13
6	LEM0595*S6E^A	MLT6430	45,200	13,250	42,800	12,550	4	7,650	12,997	18	457	55	17	40	13
6	LEM0735*S6E^A	MLT6520	56,350	16,500	52,450	15,350	4	7,290	12,386	18	457	55	17	40	13
6	LEM0850*S6E^A	MLT6620	65,800	19,300	62,550	18,350	5	8,685	14,756	18	457	55	17	40	13
4	LEM0125*S4E^A	MLT4100	11,500	3,350	11,050	3,250	1	2,025	3,440	18	457	55	17	40	13
4	LEM0225*S4E^A	MLT4165	17,250	5,050	17,250	5,050	2	4,275	7,263	18	457	55	17	40	13
4	LEM0250*S4E^A	MLT4220	22,100	6,500	22,100	6,500	2	4,095	6,957	18	457	55	17	40	13
4	LEM0325*S4E^A	MLT4250	25,650	7,500	24,850	7,300	3	6,390	10,857	18	457	55	17	40	13
4	LEM0420*S4E^A	MLT4330	33,600	9,850	33,600	9,850	3	6,075	10,312	18	457	55	17	40	13
4	LEM0490*S4E^A	MLT4370	37,250	10,900	36,800	10,800	4	7,920	13,456	18	457	55	17	40	13
4	LEM0620*S4E^A	MLT4440	47,150	13,800	44,600	13,050	4	7,560	12,845	18	457	55	17	40	13
4	LEM0720*S4E^A	MLT4530	54,850	16,050	53,350	15,650	5	9,000	15,291	18	457	55	17	40	13

### Notes:

<sup>1</sup> = Capacities shown are Application Capacities reflecting nominal operation at 10°F TD. For models within the scope of the DOE AWEF (Annual Walk-in Energy Factor) standard, the Net Capacity is determined by the AHRI 1250 test method. DOE will publish this compliance data at [www.regulations.doe.gov](http://www.regulations.doe.gov)

\* = Electrical Code Designator (see Nomenclature details)

^ = Motor Code Designator (see Nomenclature details)

<sup>†</sup> = For single speed and 2-speed EC motors, use 60 Hz capacity and airflow values. (units with EC motors operating at 50 Hz will not see a reduction in performance due to the electronic control of the motor)

Net Capacity is available upon request

# PERFORMANCE DATA

## Application Capacity: Low Temperature Electric Defrost- 50 Hz (For PSC Motors)<sup>†</sup>

Please consult AWEF table on page 42-43 to confirm model meets DOE minimum AWEF

Please refer to Table 1: Capacity Correction Factors (page 6) if using Saturated Suction Temperatures different than listed in the information below

FPI	New Model	Legacy Model	CO <sub>2</sub> DX		Fan Data			Air Throw					
			Application Capacity <sup>1</sup>					Diameter		Standard (Molded Fan Guard)		Diffused (Wire Fan Guard)	
			10°F TD/ -20°F SST	6°C TD/ -29°C SST	No. of Fans	CFM	m <sup>3</sup> H	in.	mm	ft.	m	ft.	m
			BTUH	Watts									
6	LEM0125*C6E^A	NA	10,300	3,000	1	2,025	3,440	18	457	55	17	40	13
6	LEM0135*C6E^A	NA	14,700	4,300	1	1,935	3,288	18	457	55	17	40	13
6	LEM0250*C6E^A	NA	19,900	5,850	2	4,095	6,957	18	457	55	17	40	13
6	LEM0300*C6E^A	NA	26,200	7,700	2	3,915	6,652	18	457	55	17	40	13
6	LEM0370*C6E^A	NA	31,300	9,150	3	6,120	10,398	18	457	55	17	40	13
6	LEM0475*C6E^A	NA	39,550	11,600	3	5,850	9,939	18	457	55	17	40	13
4	LEM0125*C4E^A	NA	11,500	3,350	1	2,025	3,440	18	457	55	17	40	13
4	LEM0225*C4E^A	NA	17,250	5,050	2	4,275	7,263	18	457	55	17	40	13
4	LEM0250*C4E^A	NA	22,100	6,500	2	4,095	6,957	18	457	55	17	40	13
4	LEM0325*C4E^A	NA	25,650	7,500	3	6,390	10,857	18	457	55	17	40	13
4	LEM0420*C4E^A	NA	33,600	9,850	3	6,075	10,312	18	457	55	17	40	13

**Notes:**

<sup>1</sup> = Capacities shown are Application Capacities reflecting nominal operation at 10°F TD. For models within the scope of the DOE AWEF (Annual Walk-in Energy Factor) standard, the Net Capacity is determined by the AHRI 1250 test method. DOE will publish this compliance data at [www.regulations.doe.gov](http://www.regulations.doe.gov)

\* = Electrical Code Designator (see Nomenclature details)

^ = Motor Code Designator (see Nomenclature details)

Net Capacity is available upon request

# PERFORMANCE DATA

## Application Capacity: Medium Temperature Electric Defrost- 60 Hz (For EC & PSC Motors)

Please consult AWEF table on page 42-43 to confirm model meets DOE minimum AWEF

Please refer to Table 1: Capacity Correction Factors (page 6) if using Saturated Suction Temperatures different than listed in the information below

FPI	New Model	Legacy Model	R-404A/R-507A		R-448A/R-449A		Fan Data			Air Throw					
			Application Capacity <sup>1</sup>		Application Capacity <sup>1</sup>					Diameter		Standard (Molded Fan Guard)		Diffused (Wire Fan Guard)	
			10°F TD/ 25°F SST	6°C TD/ -4°C SST	10°F TD/ 25°F SST	6°C TD/ -4°C SST	No. of Fans	CFM	m <sup>3</sup> H	in.	mm	ft.	m	ft.	m
			BTUH	Watts	BTUH	Watts									
6	LEM0125*S6E^A	MLT6101	11,600	3,400	14,500	4,250	1	2,250	3,823	18	457	60	18.5	45	14
6	LEM0135*S6E^A	MLT6140	16,100	4,700	17,800	5,200	1	2,150	3,653	18	457	60	18.5	45	14
6	LEM0250*S6E^A	MLT6190	22,750	6,650	29,000	8,500	2	4,450	7,731	18	457	60	18.5	45	14
6	LEM0300*S6E^A	MLT6260	29,900	8,750	34,350	10,050	2	4,350	7,391	18	457	60	18.5	45	14
6	LEM0370*S6E^A	MLT6310	35,650	10,450	42,500	12,450	3	6,800	11,553	18	457	60	18.5	45	14
6	LEM0475*S6E^A	MLT6390	44,850	13,150	54,650	16,000	3	6,500	11,044	18	457	60	18.5	45	14
6	LEM0595*S6E^A	MLT6430	49,450	14,500	68,600	20,100	4	8,500	14,442	18	457	60	18.5	45	14
6	LEM0735*S6E^A	MLT6520	62,350	18,250	85,100	24,950	4	8,100	13,762	18	457	60	18.5	45	14
6	LEM0850*S6E^A	MLT6620	71,500	20,950	98,000	28,700	5	9,650	16,395	18	457	60	18.5	45	14
4	LEM0125*S4E^A	MLT4100	11,500	3,350	14,100	4,150	1	2,250	3,823	18	457	60	18.5	45	14
4	LEM0225*S4E^A	MLT4165	19,850	5,800	25,650	7,500	2	4,750	8,070	18	457	60	18.5	45	14
4	LEM0250*S4E^A	MLT4220	15,300	7,400	27,600	8,100	2	4,550	7,731	18	457	60	18.5	45	14
4	LEM0325*S4E^A	MLT4250	29,000	8,500	37,700	11,050	3	7,100	12,063	18	457	60	18.5	45	14
4	LEM0420*S4E^A	MLT4330	37,950	11,100	48,300	14,150	3	6,750	11,468	18	457	60	18.5	45	14
4	LEM0490*S4E^A	MLT4370	42,550	112,450	56,550	16,550	4	8,800	14,951	18	457	60	18.5	45	14
4	LEM0620*S4E^A	MLT4440	52,650	15,450	71,500	20,950	4	8,400	14,272	18	457	60	18.5	45	14
4	LEM0720*S4E^A	MLT4530	61,350	18,000	82,650	24,200	5	10,000	16,990	18	457	60	18.5	45	14

**Notes:**

<sup>1</sup> = Capacities shown are Application Capacities reflecting nominal operation at 10°F TD. For models within the scope of the DOE AWEF (Annual Walk-in Energy Factor) standard, the Net Capacity is determined by the AHRI 1250 test method. DOE will publish this compliance data at [www.regulations.doe.gov](http://www.regulations.doe.gov)

\* = Electrical Code Designator (see Nomenclature details)

^ = Motor Code Designator (see Nomenclature details)

Net Capacity is available upon request

# PERFORMANCE DATA

Application Capacity: Medium Temperature Electric Defrost- 60 Hz (For EC & PSC Motors)

Please consult AWEF table on page 42-43 to confirm model meets DOE minimum AWEF

Please refer to Table 1: Capacity Correction Factors (page 6) if using Saturated Suction Temperatures different than listed in the information below

FPI	New Model	Legacy Model	R-407A/R-407F		R-407C		Fan Data			Air Throw					
			Application Capacity <sup>1</sup>		Application Capacity <sup>1</sup>					Diameter		Standard (Molded Fan Guard)		Diffused (Wire Fan Guard)	
			10°F TD/ 25°F SST	6°C TD/ -4°C SST	10°F TD/ 25°F SST	6°C TD/ -4°C SST	No. of Fans	CFM	m <sup>3</sup> H	in.	mm	ft.	m	ft.	m
			BTUH	Watts	BTUH	Watts									
6	LEM0125*S6E^A	MLT6101	12,900	3,800	12,850	3,750	1	2,250	3,823	18	457	60	18.5	45	14
6	LEM0135*S6E^A	MLT6140	17,800	5,200	16,750	4,900	1	2,150	3,653	18	457	60	18.5	45	14
6	LEM0250*S6E^A	MLT6190	25,100	7,350	23,600	6,900	2	4,450	7,731	18	457	60	18.5	45	14
6	LEM0300*S6E^A	MLT6260	32,750	9,600	32,800	9,600	2	4,350	7,391	18	457	60	18.5	45	14
6	LEM0370*S6E^A	MLT6310	39,100	11,450	39,100	11,450	3	6,800	11,553	18	457	60	18.5	45	14
6	LEM0475*S6E^A	MLT6390	49,450	14,500	49,450	14,500	3	6,500	11,044	18	457	60	18.5	45	14
6	LEM0595*S6E^A	MLT6430	57,000	16,700	53,500	15,700	4	8,500	14,442	18	457	60	18.5	45	14
6	LEM0735*S6E^A	MLT6520	71,000	20,800	65,550	19,200	4	8,100	13,762	18	457	60	18.5	45	14
6	LEM0850*S6E^A	MLT6620	82,650	24,200	78,200	22,900	5	9,650	16,395	18	457	60	18.5	45	14
4	LEM0125*S4E^A	MLT4100	12,650	3,700	12,650	3,700	1	2,250	3,823	18	457	60	18.5	45	14
4	LEM0225*S4E^A	MLT4165	21,750	6,350	20,700	6,050	2	4,750	8,070	18	457	60	18.5	45	14
4	LEM0250*S4E^A	MLT4220	27,600	8,100	27,600	8,100	2	4,550	7,731	18	457	60	18.5	45	14
4	LEM0325*S4E^A	MLT4250	32,350	9,500	31,050	9,100	3	7,100	12,063	18	457	60	18.5	45	14
4	LEM0420*S4E^A	MLT4330	41,950	12,300	41,950	12,300	3	6,750	11,468	18	457	60	18.5	45	14
4	LEM0490*S4E^A	MLT4370	46,850	13,750	46,000	13,500	4	8,800	14,951	18	457	60	18.5	45	14
4	LEM0620*S4E^A	MLT4440	59,500	17,450	55,750	16,350	4	8,400	14,272	18	457	60	18.5	45	14
4	LEM0720*S4E^A	MLT4530	69,150	20,250	67,250	19,700	5	10,000	16,990	18	457	60	18.5	45	14

**Notes:**  
<sup>1</sup> = Capacities shown are Application Capacities reflecting nominal operation at 10°F TD. For models within the scope of the DOE AWEF (Annual Walk-in Energy Factor) standard, the Net Capacity is determined by the AHRI 1250 test method. DOE will publish this compliance data at [www.regulations.doe.gov](http://www.regulations.doe.gov)  
 \* = Electrical Code Designator (see Nomenclature details)  
 ^ = Motor Code Designator (see Nomenclature details)  
 Net Capacity is available upon request

# PERFORMANCE DATA

## Application Capacity: Medium Temperature Electric Defrost- 60 Hz (For EC & PSC Motors)

Please consult AWEF table on page 42-43 to confirm model meets DOE minimum AWEF

Please refer to Table 1: Capacity Correction Factors (page 6) if using Saturated Suction Temperatures different than listed in the information below

FPI	New Model	Legacy Model	CO <sub>2</sub> DX		Fan Data			Air Throw					
			Application Capacity <sup>1</sup>					Diameter		Standard (Molded Fan Guard)		Diffused (Wire Fan Guard)	
			10°F TD/ 25°F SST	6°C TD/ -4°C SST	BTUH	Watts	No. of Fans	CFM	m <sup>3</sup> H	in.	mm	ft.	m
6	LEM0125*C6E^A	NA	12,900	3,800	1	2,250	3,823	18	457	60	18.5	45	14
6	LEM0135*C6E^A	NA	17,800	5,200	1	2,150	3,653	18	457	60	18.5	45	14
6	LEM0250*C6E^A	NA	25,100	7,350	2	4,450	7,731	18	457	60	18.5	45	14
6	LEM0300*C6E^A	NA	32,750	9,600	2	4,350	7,391	18	457	60	18.5	45	14
6	LEM0370*C6E^A	NA	39,100	11,450	3	6,800	11,553	18	457	60	18.5	45	14
6	LEM0475*C6E^A	NA	49,450	14,500	3	6,500	11,044	18	457	60	18.5	45	14
6	LEM0595*C6E^A	NA	57,000	16,700	4	8,500	14,442	18	457	60	18.5	45	14
6	LEM0735*C6E^A	NA	71,000	20,800	4	8,100	13,762	18	457	60	18.5	45	14
6	LEM0850*C6E^A	NA	82,650	24,200	5	9,650	16,395	18	457	60	18.5	45	14
4	LEM0125*C4E^A	NA	12,650	3,700	1	2,250	3,823	18	457	60	18.5	45	14
4	LEM0225*C4E^A	NA	21,750	6,350	2	4,750	8,070	18	457	60	18.5	45	14
4	LEM0250*C4E^A	NA	27,600	8,100	2	4,550	7,731	18	457	60	18.5	45	14
4	LEM0325*C4E^A	NA	32,350	9,500	3	7,100	12,063	18	457	60	18.5	45	14
4	LEM0420*C4E^A	NA	41,950	12,300	3	6,750	11,468	18	457	60	18.5	45	14
4	LEM0490*C4E^A	NA	46,850	13,750	4	8,800	14,951	18	457	60	18.5	45	14
4	LEM0620*C4E^A	NA	59,500	17,450	4	8,400	14,272	18	457	60	18.5	45	14
4	LEM0720*C4E^A	NA	69,150	20,250	5	10,000	16,990	18	457	60	18.5	45	14

**Notes:**

<sup>1</sup> = Capacities shown are Application Capacities reflecting nominal operation at 10°F TD. For models within the scope of the DOE AWEF (Annual Walk-in Energy Factor) standard, the Net Capacity is determined by the AHRI 1250 test method. DOE will publish this compliance data at [www.regulations.doe.gov](http://www.regulations.doe.gov)

\* = Electrical Code Designator (see Nomenclature details)

^ = Motor Code Designator (see Nomenclature details)

Net Capacity is available upon request

# PERFORMANCE DATA

Application Capacity: Medium Temperature Electric Defrost- 50 Hz (For PSC Motors)<sup>†</sup>

Please consult AWEF table on page 42-43 to confirm model meets DOE minimum AWEF

Please refer to Table 1: Capacity Correction Factors (page 6) if using Saturated Suction Temperatures different than listed in the information below

FPI	New Model	Legacy Model	R-404A/R-507A		R-448A/R-449A		Fan Data			Air Throw					
			Application Capacity <sup>1</sup>		Application Capacity <sup>1</sup>					Diameter		Standard (Molded Fan Guard)		Diffused (Wire Fan Guard)	
			10°F TD/ 25°F SST	6°C TD/ -4°C SST	10°F TD/ 25°F SST	6°C TD/ -4°C SST	No. of Fans	CFM	m <sup>3</sup> H	in.	mm	ft.	m	ft.	m
6	LEM0125*S6E^A	MLT6101	10,650	3,100	13,350	3,900	1	2,025	3,440	18	457	55	17	40	13
6	LEM0135*S6E^A	MLT6140	14,800	4,350	16,400	4,800	1	1,935	3,288	18	457	55	17	40	13
6	LEM0250*S6E^A	MLT6190	20,950	6,150	26,700	7,800	2	4,095	6,957	18	457	55	17	40	13
6	LEM0300*S6E^A	MLT6260	27,500	8,050	31,600	9,250	2	3,915	6,652	18	457	55	17	40	13
6	LEM0370*S6E^A	MLT6310	32,800	9,600	39,100	11,450	3	6,120	10,398	18	457	55	17	40	13
6	LEM0475*S6E^A	MLT6390	41,250	12,100	50,300	14,750	3	5,850	9,939	18	457	55	17	40	13
6	LEM0595*S6E^A	MLT6430	45,500	13,350	63,100	18,500	4	7,650	12,997	18	457	55	17	40	13
6	LEM0735*S6E^A	MLT6520	57,350	16,800	78,300	22,950	4	7,290	12,386	18	457	55	17	40	13
6	LEM0850*S6E^A	MLT6620	65,800	19,300	90,150	26,400	5	8,685	14,756	18	457	55	17	40	13
4	LEM0125*S4E^A	MLT4100	10,600	3,100	12,950	3,800	1	2,025	3,440	18	457	55	17	40	13
4	LEM0225*S4E^A	MLT4165	18,250	5,350	23,600	6,900	2	4,275	7,263	18	457	55	17	40	13
4	LEM0250*S4E^A	MLT4220	23,300	6,850	25,400	7,450	2	4,095	6,957	18	457	55	17	40	13
4	LEM0325*S4E^A	MLT4250	26,700	7,800	34,700	10,150	3	6,390	10,857	18	457	55	17	40	13
4	LEM0420*S4E^A	MLT4330	34,900	10,250	44,450	13,050	3	6,075	10,312	18	457	55	17	40	13
4	LEM0490*S4E^A	MLT4370	39,150	11,450	52,050	15,250	4	7,920	13,456	18	457	55	17	40	13
4	LEM0620*S4E^A	MLT4440	45,480	14,200	65,800	19,300	4	7,560	12,845	18	457	55	17	40	13
4	LEM0720*S4E^A	MLT4530	56,450	16,550	76,050	22,300	5	9,000	15,291	18	457	55	17	40	13

**Notes:**

<sup>1</sup> = Capacities shown are Application Capacities reflecting nominal operation at 10°F TD. For models within the scope of the DOE AWEF (Annual Walk-in Energy Factor) standard, the Net Capacity is determined by the AHRI 1250 test method. DOE will publish this compliance data at [www.regulations.doe.gov](http://www.regulations.doe.gov)

\* = Electrical Code Designator (see Nomenclature details)

^ = Motor Code Designator (see Nomenclature details)

<sup>†</sup> = For single speed and 2-speed EC motors, use 60 Hz capacity and airflow values. (units with EC motors operating at 50 Hz will not see a reduction in performance due to the electronic control of the motor)

Net Capacity is available upon request



# PERFORMANCE DATA

## Application Capacity: Medium Temperature Electric Defrost- 50 Hz (For PSC Motors)<sup>†</sup>

Please consult AWEF table on page 42-43 to confirm model meets DOE minimum AWEF

Please refer to Table 1: Capacity Correction Factors (page 6) if using Saturated Suction Temperatures different than listed in the information below

FPI	New Model	Legacy Model	R-407A/R-407F		R-407C		Fan Data			Air Throw					
			Application Capacity <sup>1</sup>		Application Capacity <sup>1</sup>					Diameter		Standard (Molded Fan Guard)		Diffused (Wire Fan Guard)	
			10°F TD/ 25°F SST	6°C TD/ -4°C SST	10°F TD/ 25°F SST	6°C TD/ -4°C SST	No. of Fans	CFM	m <sup>3</sup> H	in.	mm	ft.	m	ft.	m
			BTUH	Watts	BTUH	Watts									
6	LEM0125*S6E^A	MLT6101	11,850	3,450	11,800	3,450	1	2,025	3,440	18	457	55	17	40	13
6	LEM0135*S6E^A	MLT6140	16,400	4,800	15,400	4,500	1	1,935	3,288	18	457	55	17	40	13
6	LEM0250*S6E^A	MLT6190	23,100	6,750	21,700	6,350	2	4,095	6,957	18	457	55	17	40	13
6	LEM0300*S6E^A	MLT6260	30,150	8,850	30,200	8,850	2	3,915	6,652	18	457	55	17	40	13
6	LEM0370*S6E^A	MLT6310	35,950	10,550	3,595	10,550	3	6,120	10,398	18	457	55	17	40	13
6	LEM0475*S6E^A	MLT6390	45,500	13,350	45,500	13,350	3	5,850	9,939	18	457	55	17	40	13
6	LEM0595*S6E^A	MLT6430	52,450	15,350	49,200	14,400	4	7,650	12,997	18	457	55	17	40	13
6	LEM0735*S6E^A	MLT6520	65,300	19,150	60,300	17,650	4	7,290	12,386	18	457	55	17	40	13
6	LEM0850*S6E^A	MLT6620	76,050	22,300	71,950	21,100	5	8,685	14,756	18	457	55	17	40	13
4	LEM0125*S4E^A	MLT4100	11,650	3,400	11,650	3,400	1	2,025	3,440	18	457	55	17	40	13
4	LEM0225*S4E^A	MLT4165	20,000	5,850	19,050	5,600	2	4,275	7,263	18	457	55	17	40	13
4	LEM0250*S4E^A	MLT4220	25,400	7,450	25,400	7,450	2	4,095	6,957	18	457	55	17	40	13
4	LEM0325*S4E^A	MLT4250	29,750	8,700	28,550	8,350	3	6,390	10,857	18	457	55	17	40	13
4	LEM0420*S4E^A	MLT4330	38,600	11,300	38,600	11,300	3	6,075	10,312	18	457	55	17	40	13
4	LEM0490*S4E^A	MLT4370	43,100	12,650	42,300	12,400	4	7,920	13,456	18	457	55	17	40	13
4	LEM0620*S4E^A	MLT4440	54,750	16,050	51,300	15,050	4	7,560	12,845	18	457	55	17	40	13
4	LEM0720*S4E^A	MLT4530	63,600	18,650	61,850	18,150	5	9,000	15,291	18	457	55	17	40	13

**Notes:**

<sup>1</sup> = Capacities shown are Application Capacities reflecting nominal operation at 10°F TD. For models within the scope of the DOE AWEF (Annual Walk-in Energy Factor) standard, the Net Capacity is determined by the AHRI 1250 test method. DOE will publish this compliance data at [www.regulations.doe.gov](http://www.regulations.doe.gov)

\* = Electrical Code Designator (see Nomenclature details)

^ = Motor Code Designator (see Nomenclature details)

<sup>†</sup> = For single speed and 2-speed EC motors, use 60 Hz capacity and airflow values. (units with EC motors operating at 50 Hz will not see a reduction in performance due to the electronic control of the motor)

Net Capacity is available upon request

# PERFORMANCE DATA

## Application Capacity: Medium Temperature Electric Defrost- 50 Hz (For PSC Motors)<sup>†</sup>

Please consult AWEF table on page 42-43 to confirm model meets DOE minimum AWEF

Please refer to Table 1: Capacity Correction Factors (page 6) if using Saturated Suction Temperatures different than listed in the information below

FPI	New Model	Legacy Model	CO <sub>2</sub> DX		Fan Data			Air Throw					
			Application Capacity <sup>1</sup>					Diameter		Standard (Molded Fan Guard)		Diffused (Wire Fan Guard)	
			10°F TD/ 25°F SST	6°C TD/ -4°C SST	BTUH	Watts	No. of Fans	CFM	m <sup>3</sup> H	in.	mm	ft.	m
6	LEM0125*C6E^A	NA	11,850	3,450	1	2,025	3,440	18	457	55	17	40	13
6	LEM0135*C6E^A	NA	16,400	4,800	1	1,935	3,288	18	457	55	17	40	13
6	LEM0250*C6E^A	NA	23,100	6,750	2	4,095	6,957	18	457	55	17	40	13
6	LEM0300*C6E^A	NA	30,150	8,850	2	3,915	6,652	18	457	55	17	40	13
6	LEM0370*C6E^A	NA	35,950	10,550	3	6,120	10,398	18	457	55	17	40	13
6	LEM0475*C6E^A	NA	45,500	13,350	3	5,850	9,939	18	457	55	17	40	13
4	LEM0125*C4E^A	NA	11,650	3,400	1	2,025	3,440	18	457	55	17	40	13
4	LEM0225*C4E^A	NA	20,000	5,850	2	4,275	7,263	18	457	55	17	40	13
4	LEM0250*C4E^A	NA	25,400	7,450	2	4,095	6,957	18	457	55	17	40	13
4	LEM0325*C4E^A	NA	29,750	8,700	3	6,390	10,857	18	457	55	17	40	13
4	LEM0420*C4E^A	NA	38,600	11,300	3	6,075	10,312	18	457	55	17	40	13

**Notes:**

<sup>1</sup> = Capacities shown are Application Capacities reflecting nominal operation at 10°F TD. For models within the scope of the DOE AWEF (Annual Walk-in Energy Factor) standard, the Net Capacity is determined by the AHRI 1250 test method. DOE will publish this compliance data at [www.regulations.doe.gov](http://www.regulations.doe.gov)

\* = Electrical Code Designator (see Nomenclature details)

^ = Motor Code Designator (see Nomenclature details)

<sup>†</sup> = For single speed and 2-speed EC motors, use 60 Hz capacity and airflow values. (units with EC motors operating at 50 Hz will not see a reduction in performance due to the electronic control of the motor)

Net Capacity is available upon request

# SPECIFICATIONS

## Electric Defrost- 60 Hz

Please consult AWEF table on page 42-43 to confirm model meets DOE minimum AWEF

FPI	New Model	HP	EC Motors (includes 2-Speed, Fixed Speed and VSEC)				Defrost Heaters		
			208-230/1/60				Watts	208-230/1/60	208-230/3/60
			Amps	Watts	MCA	MOPD		Total Amps	
6	LEM0125*±6E^A	1/4	1.7	208	15	20	2,730	11.9	8.2
6	LEM0135*±6E^A	1/4	1.7	208	15	20	2,730	11.9	8.2
6	LEM0250*±6E^A	1/4	3.5	417	15	20	5,350	23.3	16.0
6	LEM0300*±6E^A	1/4	3.5	417	15	20	5,350	23.3	16.0
6	LEM0370*±6E^A	1/4	5.2	625	15	20	7,750	33.7	23.2
6	LEM0475*±6E^A	1/4	5.2	625	15	20	7,750	33.7	23.2
6	LEM0595*±6E^A	1/4	7.0	834	15	20	10,200	-	30.5
6	LEM0735*±6E^A	1/4	7.0	834	15	20	10,200	-	30.5
6	LEM0850*±6E^A	1/4	8.7	1,042	15	20	11,600	-	34.7
4	LEM0125*±4E^A	1/4	1.7	208	15	20	2,730	11.9	8.2
4	LEM0225*±4E^A	1/4	3.5	417	15	20	5,350	23.3	16.0
4	LEM0250*±4E^A	1/4	3.5	417	15	20	5,350	23.3	16.0
4	LEM0325*±4E^A	1/4	5.2	625	15	20	7,750	33.7	23.2
4	LEM0420*±4E^A	1/4	5.2	625	15	20	7,750	33.7	23.2
4	LEM0490*±4E^A	1/4	7.0	834	15	20	10,200	-	30.5
4	LEM0620*±4E^A	1/4	7.0	834	15	20	10,200	-	30.5
4	LEM0720*±4E^A	1/4	8.7	1,042	15	20	11,600	-	34.7

FPI	New Model	HP	EC Motors (includes 2-Speed, Fixed Speed and VSEC)				Defrost Heaters		
			460/1/60				Watts	460/1/60	460/3/60
			Amps	Watts	MCA	MOPD		Total Amps	
6	LEM0125*±6E^A	1/4	1.6	191	15	15	2,730	5.9	4.1
6	LEM0135*±6E^A	1/4	1.6	191	15	15	2,730	5.9	4.1
6	LEM0250*±6E^A	1/4	3.2	382	15	15	5,350	11.6	8.3
6	LEM0300*±6E^A	1/4	3.2	382	15	15	5,350	11.6	8.3
6	LEM0370*±6E^A	1/4	4.8	573	15	15	7,750	16.8	12.0
6	LEM0475*±6E^A	1/4	4.8	573	15	15	7,750	16.8	12.0
6	LEM0595*±6E^A	1/4	6.4	764	15	15	10,200	22.2	15.8
6	LEM0735*±6E^A	1/4	6.4	764	15	15	10,200	22.2	15.8
6	LEM0850*±6E^A	1/4	8.0	955	15	15	11,600	25.2	18.1
4	LEM0125*±4E^A	1/4	1.6	191	15	15	2,730	5.9	4.1
4	LEM0225*±4E^A	1/4	3.2	382	15	15	5,350	11.6	8.3
4	LEM0250*±4E^A	1/4	3.2	382	15	15	5,350	11.6	8.3
4	LEM0325*±4E^A	1/4	4.8	573	15	15	7,750	16.8	12.0
4	LEM0420*±4E^A	1/4	4.8	573	15	15	7,750	16.8	12.0
4	LEM0490*±4E^A	1/4	6.4	764	15	15	10,200	22.2	15.8
4	LEM0620*±4E^A	1/4	6.4	764	15	15	10,200	22.2	15.8
4	LEM0720*±4E^A	1/4	8.0	955	15	15	11,600	25.2	18.1

**Notes:**

- \* = Electrical Code Designator (see Nomenclature details)
- ^ = Motor Code Designator (see Nomenclature details)
- ± = Refrigerant Designator (See Nomenclature details)

# SPECIFICATIONS

## Electric Defrost- 60 Hz

Please consult AWEF table on page 42-43 to confirm model meets DOE minimum AWEF

FPI	New Model	HP	PSC Motors (includes Standard and Totally-Enclosed)				Defrost Heaters		
			208-230/1/60				Watts	208-230/1/60	208-230/3/60
			Amps	Watts	MCA	MOPD		Total Amps	
6	LEM0125*±6E^A	1/4	1.8	305	15	20	2,730	11.9	8.2
6	LEM0135*±6E^A	1/4	1.8	305	15	20	2,730	11.9	8.2
6	LEM0250*±6E^A	1/4	3.6	610	15	20	5,350	23.3	16.0
6	LEM0300*±6E^A	1/4	3.6	610	15	20	5,350	23.3	16.0
6	LEM0370*±6E^A	1/4	5.4	915	15	20	7,750	33.7	23.2
6	LEM0475*±6E^A	1/4	5.4	915	15	20	7,750	33.7	23.2
6	LEM0595*±6E^A	1/4	7.2	1,220	15	20	10,200	-	30.5
6	LEM0735*±6E^A	1/4	7.2	1,220	15	20	10,200	-	30.5
6	LEM0850*±6E^A	1/4	9.0	1,525	15	20	11,600	-	34.7
4	LEM0125*±4E^A	1/4	1.8	305	15	20	2,730	11.9	8.2
4	LEM0225*±4E^A	1/4	3.6	610	15	20	5,350	23.3	16.0
4	LEM0250*±4E^A	1/4	3.6	610	15	20	5,350	23.3	16.0
4	LEM0325*±4E^A	1/4	5.4	915	15	20	7,750	33.7	23.2
4	LEM0420*±4E^A	1/4	5.4	915	15	20	7,750	33.7	23.2
4	LEM0490*±4E^A	1/4	7.2	1,220	15	20	10,200	-	30.5
4	LEM0620*±4E^A	1/4	7.2	1,220	15	20	10,200	-	30.5
4	LEM0720*±4E^A	1/4	9.0	1,525	15	20	11,600	-	34.7

FPI	New Model	HP	PSC Motors (includes Standard and Totally-Enclosed)				Defrost Heaters		
			460/1/60				Watts	460/1/60	460/3/60
			Amps	Watts	MCA	MOPD		Total Amps	
6	LEM0125*±6E^A	1/4	1.0	305	15	15	2,730	5.9	4.1
6	LEM0135*±6E^A	1/4	1.0	305	15	15	2,730	5.9	4.1
6	LEM0250*±6E^A	1/4	2.0	610	15	15	5,350	11.6	8.3
6	LEM0300*±6E^A	1/4	2.0	610	15	15	5,350	11.6	8.3
6	LEM0370*±6E^A	1/4	3.0	915	15	15	7,750	16.8	12.0
6	LEM0475*±6E^A	1/4	3.0	915	15	15	7,750	16.8	12.0
6	LEM0595*±6E^A	1/4	4.0	1,220	15	15	10,200	22.2	15.8
6	LEM0735*±6E^A	1/4	4.0	1,220	15	15	10,200	22.2	15.8
6	LEM0850*±6E^A	1/4	5.0	1,525	15	15	11,600	25.2	18.1
4	LEM0125*±4E^A	1/4	1.0	305	15	15	2,730	5.9	4.1
4	LEM0225*±4E^A	1/4	2.0	610	15	15	5,350	11.6	8.3
4	LEM0250*±4E^A	1/4	2.0	610	15	15	5,350	11.6	8.3
4	LEM0325*±4E^A	1/4	3.0	915	15	15	7,750	16.8	12.0
4	LEM0420*±4E^A	1/4	3.0	915	15	15	7,750	16.8	12.0
4	LEM0490*±4E^A	1/4	4.0	1,220	15	15	10,200	22.2	15.8
4	LEM0620*±4E^A	1/4	4.0	1,220	15	15	10,200	22.2	15.8
4	LEM0720*±4E^A	1/4	5.0	1,525	15	15	11,600	25.2	18.1

**Notes:**

- \* = Electrical Code Designator (see Nomenclature details)
- ^ = Motor Code Designator (see Nomenclature details)
- ± = Refrigerant Designator (See Nomenclature details)

# SPECIFICATIONS

## Electric Defrost- 60 Hz

Please consult AWEF table on page 42-43 to confirm model meets DOE minimum AWEF

FPI	New Model	HP	PSC Motors (includes Standard and Totally-Enclosed)				Defrost Heaters	
			Amps	Watts	MCA	MOPD	Watts	575/3/60
								Total Amps
6	LEM0125*±6E^A	1/4	0.8	310	15	15	2,730	3.3
6	LEM0135*±6E^A	1/4	0.8	310	15	15	2,730	3.3
6	LEM0250*±6E^A	1/4	1.5	620	15	15	5,350	6.6
6	LEM0300*±6E^A	1/4	1.5	620	15	15	5,350	6.6
6	LEM0370*±6E^A	1/4	2.3	930	15	15	7,750	9.6
6	LEM0475*±6E^A	1/4	2.3	930	15	15	7,750	9.6
6	LEM0595*±6E^A	1/4	3.0	1,240	15	15	10,200	12.6
6	LEM0735*±6E^A	1/4	3.0	1,240	15	15	10,200	12.6
6	LEM0850*±6E^A	1/4	3.8	1,550	15	15	11,600	14.4
4	LEM0125*±4E^A	1/4	0.8	310	15	15	2,730	3.3
4	LEM0225*±4E^A	1/4	1.5	620	15	15	5,350	6.6
4	LEM0250*±4E^A	1/4	1.5	620	15	15	5,350	6.6
4	LEM0325*±4E^A	1/4	2.3	930	15	15	7,750	9.6
4	LEM0420*±4E^A	1/4	2.3	930	15	15	7,750	9.6
4	LEM0490*±4E^A	1/4	3.0	1,240	15	15	10,200	12.6
4	LEM0620*±4E^A	1/4	3.0	1,240	15	15	10,200	12.6
4	LEM0720*±4E^A	1/4	3.8	1,550	15	15	11,600	14.4

### Notes:

\* = Electrical Code Designator (see Nomenclature details)

^ = Motor Code Designator (see Nomenclature details)

± = Refrigerant Designator (See Nomenclature details)

# SPECIFICATIONS

## Electric Defrost- 50 Hz

Please consult AWEF table on page 42-43 to confirm model meets DOE minimum AWEF

FPI	New Model	HP	EC Motors (includes 2-Speed, Fixed Speed and VSEC)				PSC Motors (includes Standard and Totally-Enclosed)				Defrost Heaters	
			220/1/50				220/1/50				Watts	220/1/50
			Amps	Watts	MCA	MOPD	Amps	Watts	MCA	MOPD		Total Amps
6	LEM0125*±6E^A	1/4	1.7	208	15	20	1.8	305	15	20	2,510	11.9
6	LEM0135*±6E^A	1/4	1.7	208	15	20	1.8	305	15	20	2,510	11.9
6	LEM0250*±6E^A	1/4	3.5	417	15	20	3.6	610	15	20	4,910	23.3
6	LEM0300*±6E^A	1/4	3.5	417	15	20	3.6	610	15	20	4,910	23.3
6	LEM0370*±6E^A	1/4	5.2	625	15	20	5.4	915	15	20	7,090	33.7
6	LEM0475*±6E^A	1/4	5.2	625	15	20	5.4	915	15	20	7,090	33.7
6	LEM0595*±6E^A	1/4	7.0	834	15	20	7.2	1,220	15	20	-	-
6	LEM0735*±6E^A	1/4	7.0	834	15	20	7.2	1,220	15	20	-	-
6	LEM0850*±6E^A	1/4	8.7	1,042	15	20	9.0	1,525	15	20	-	-
4	LEM0125*±4E^A	1/4	1.7	208	15	20	1.8	305	15	20	2,510	11.9
4	LEM0225*±4E^A	1/4	3.5	417	15	20	3.6	610	15	20	4,910	23.3
4	LEM0250*±4E^A	1/4	3.5	417	15	20	3.6	610	15	20	4,910	23.0
4	LEM0325*±4E^A	1/4	5.2	625	15	20	5.4	915	15	20	7,090	23.3
4	LEM0420*±4E^A	1/4	5.2	625	15	20	5.4	915	15	20	7,090	33.7
4	LEM0490*±4E^A	1/4	7.0	834	15	20	7.2	1,220	15	20	-	-
4	LEM0620*±4E^A	1/4	7.0	834	15	20	7.2	1,220	15	20	-	-
4	LEM0720*±4E^A	1/4	8.7	1,042	15	20	9.0	1,525	15	20	-	-

**Notes:**

\* = Electrical Code Designator (see Nomenclature details)

^ = Motor Code Designator (see Nomenclature details)

± = Refrigerant Designator (See Nomenclature details)

# PERFORMANCE DATA

## Application Capacity: Low Temperature Hot Gas Defrost- 60 Hz (For EC and PSC Motors)

Please consult AWEF table on page 44 to confirm model meets DOE minimum AWEF

Please refer to Table 1: Capacity Correction Factors (page 6) if using Saturated Suction Temperatures different than listed in the information below

FPI	New Model	Legacy Model	R-404A/R-507A		R-448A/R-449A		Fan Data			Air Throw					
			Application Capacity <sup>1</sup>		Application Capacity <sup>1</sup>					Diameter		Standard (Molded Fan Guard)		Diffused (Wire Fan Guard)	
			10°F TD/ -20°F SST	6°C TD/ -29°C SST	10°F TD/ -20°F SST	6°C TD/ -29°C SST	No. of Fans	CFM	m <sup>3</sup> H			in.	mm	ft.	m
6	LEM0250*S6H^A	MLG6190	19,600	5,750	25,000	7,350	2	4,450	7,731	18	457	60	18.5	45	14
6	LEM0300*S6H^A	MLG6260	26,000	7,600	29,600	8,650	2	4,350	7,391	18	457	60	18.5	45	14
6	LEM0370*S6H^A	MLG6310	31,000	9,100	36,650	10,750	3	6,800	11,553	18	457	60	18.5	45	14
6	LEM0475*S6H^A	MLG6390	39,000	11,450	47,100	13,800	3	6,500	11,044	18	457	60	18.5	45	14
6	LEM0595*S6H^A	MLG6430	43,750	12,800	59,150	17,350	4	8,500	14,442	18	457	60	18.5	45	14
6	LEM0735*S6H^A	MLG6520	53,750	15,750	73,350	21,500	4	8,100	13,762	18	457	60	18.5	45	14
4	LEM0225*S4H^A	MLG4165	17,100	5,000	21,500	6,300	2	4,750	8,070	18	457	60	18.5	45	14
4	LEM0250*S4H^A	MLG4220	22,000	6,450	25,500	7,450	2	4,550	7,731	18	457	60	18.5	45	14
4	LEM0325*S4H^A	MLG4250	25,000	7,350	32,500	9,500	3	7,100	12,063	18	457	60	18.5	45	14
4	LEM0420*S4H^A	MLG4330	33,000	9,650	41,650	12,200	3	6,750	11,468	18	457	60	18.5	45	14
4	LEM0490*S4H^A	MLG4370	37,000	10,850	48,750	14,300	4	8,800	14,951	18	457	60	18.5	45	14
4	LEM0620*S4H^A	MLG4440	45,400	13,300	61,650	18,050	4	8,400	14,272	18	457	60	18.5	45	14

FPI	New Model	Legacy Model	R-407A/R-407F		R-407C		Fan Data			Air Throw					
			Application Capacity <sup>1</sup>		Application Capacity <sup>1</sup>					Diameter		Standard (Molded Fan Guard)		Diffused (Wire Fan Guard)	
			10°F TD/ -20°F SST	6°C TD/ -29°C SST	10°F TD/ -20°F SST	6°C TD/ -29°C SST	No. of Fans	CFM	m <sup>3</sup> H			in.	mm	ft.	m
6	LEM0250*S6H^A	MLG6190	21,650	6,350	20,500	6,000	2	4,450	7,731	18	457	60	18.5	45	14
6	LEM0300*S6H^A	MLG6260	28,500	8,350	28,500	8,350	2	4,350	7,391	18	457	60	18.5	45	14
6	LEM0370*S6H^A	MLG6310	34,000	9,950	34,000	9,950	3	6,800	11,553	18	457	60	18.5	45	14
6	LEM0475*S6H^A	MLG6390	43,000	12,600	43,000	12,600	3	6,500	11,044	18	457	60	18.5	45	14
6	LEM0595*S6H^A	MLG6430	49,150	14,400	46,500	13,650	4	8,500	14,442	18	457	60	18.5	45	14
6	LEM0735*S6H^A	MLG6520	61,250	17,950	57,000	16,700	4	8,100	13,762	18	457	60	18.5	45	14
4	LEM0225*S4H^A	MLG4165	18,750	5,500	18,750	5,500	2	4,750	8,070	18	457	60	18.5	45	14
4	LEM0250*S4H^A	MLG4220	24,000	7,050	24,000	7,050	2	4,550	7,731	18	457	60	18.5	45	14
4	LEM0325*S4H^A	MLG4250	27,900	8,200	27,000	7,900	3	7,100	12,063	18	457	60	18.5	45	14
4	LEM0420*S4H^A	MLG4330	36,500	10,700	36,500	10,700	3	6,750	11,468	18	457	60	18.5	45	14
4	LEM0490*S4H^A	MLG4370	40,500	11,850	40,000	11,700	4	8,800	14,951	18	457	60	18.5	45	14
4	LEM0620*S4H^A	MLG4440	51,250	15,000	48,500	14,200	4	8,400	14,272	18	457	60	18.5	45	14

**Notes:**  
<sup>1</sup> = Capacities shown are Application Capacities reflecting nominal operation at 10°F TD. For models within the scope of the DOE AWEF (Annual Walk-in Energy Factor) standard, the Net Capacity is determined by the AHRI 1250 test method. DOE will publish this compliance data at [www.regulations.doe.gov](http://www.regulations.doe.gov)  
 \* = Electrical Code Designator (see Nomenclature details)  
 ^ = Motor Code Designator (see Nomenclature details)  
 Net Capacity is available upon request

# PERFORMANCE DATA

## Application Capacity: Low Temperature Hot Gas Defrost- 50 Hz (For PSC Motors)<sup>†</sup>

Please consult AWEF table on page 44 to confirm model meets DOE minimum AWEF

Please refer to Table 1: Capacity Correction Factors (page 6) if using Saturated Suction Temperatures different than listed in the information below

FPI	New Model	Legacy Model	R-404A/R-507A		R-448A/R-449A		Fan Data			Air Throw					
			Application Capacity <sup>1</sup>		Application Capacity <sup>1</sup>					Diameter		Standard (Molded Fan Guard)		Diffused (Wire Fan Guard)	
			10°F TD/ -20°F SST	6°C TD/ -29°C SST	10°F TD/ -20°F SST	6°C TD/ -29°C SST						ft.	m	ft.	m
			BTUH	Watts	BTUH	Watts	No. of Fans	CFM	m <sup>3</sup> H	in.	mm	ft.	m	ft.	m
6	LEM0250*S6H^A	MLG6190	18,050	5,300	23,000	6,750	2	4,095	6,957	18	457	55	17	40	13
6	LEM0300*S6H^A	MLG6260	23,900	7,000	27,250	8,000	2	4,345	7,382	18	457	55	17	40	13
6	LEM0370*S6H^A	MLG6310	28,500	8,350	33,700	9,900	3	6,807	11,565	18	457	55	17	40	13
6	LEM0475*S6H^A	MLG6390	35,900	10,500	43,350	12,700	3	6,517	11,072	18	457	55	17	40	13
6	LEM0595*S6H^A	MLG6430	40,250	11,800	54,400	15,950	4	8,496	14,435	18	457	55	17	40	13
6	LEM0735*S6H^A	MLG6520	49,450	14,500	67,500	19,800	4	8,110	13,779	18	457	55	17	40	13
4	LEM0225*S4H^A	MLG4165	15,750	4,600	19,800	5,800	2	4,731	8,038	18	457	55	17	40	13
4	LEM0250*S4H^A	MLG4220	20,250	5,950	23,450	6,850	2	4,538	7,710	18	457	55	17	40	13
4	LEM0325*S4H^A	MLG4250	23,000	6,750	29,900	8,750	3	7,096	12,056	18	457	55	17	40	13
4	LEM0420*S4H^A	MLG4330	30,350	8,900	38,300	11,200	3	6,734	11,441	18	457	55	17	40	13
4	LEM0490*S4H^A	MLG4370	34,050	10,000	44,850	13,150	4	8,786	14,928	18	457	55	17	40	13
4	LEM0620*S4H^A	MLG4440	41,750	12,250	56,700	16,600	4	8,400	14,272	18	457	55	17	40	13

FPI	New Model	Legacy Model	R-407A/R-407F		R-407C		Fan Data			Air Throw					
			Application Capacity <sup>1</sup>		Application Capacity <sup>1</sup>					Diameter		Standard (Molded Fan Guard)		Diffused (Wire Fan Guard)	
			10°F TD/ -20°F SST	6°C TD/ -29°C SST	10°F TD/ -20°F SST	6°C TD/ -29°C SST						ft.	m	ft.	m
			BTUH	Watts	BTUH	Watts	No. of Fans	CFM	m <sup>3</sup> H	in.	mm	ft.	m	ft.	m
6	LEM0250*S6H^A	MLG6190	19,900	5,850	18,850	5,500	2	4,095	6,957	18	457	55	17	40	13
6	LEM0300*S6H^A	MLG6260	26,200	7,700	26,200	7,700	2	4,345	7,382	18	457	55	17	40	13
6	LEM0370*S6H^A	MLG6310	31,300	9,150	31,300	9,150	3	6,807	11,565	18	457	55	17	40	13
6	LEM0475*S6H^A	MLG6390	39,550	11,600	39,550	11,600	3	6,517	11,072	18	457	55	17	40	13
6	LEM0595*S6H^A	MLG6430	45,200	13,250	42,800	12,550	4	8,496	14,435	18	457	55	17	40	13
6	LEM0735*S6H^A	MLG6520	56,350	16,500	52,450	15,350	4	8,110	13,779	18	457	55	17	40	13
4	LEM0225*S4H^A	MLG4165	17,250	5,050	17,250	5,050	2	4,731	8,038	18	457	55	17	40	13
4	LEM0250*S4H^A	MLG4220	22,100	6,500	22,100	6,500	2	4,538	7,710	18	457	55	17	40	13
4	LEM0325*S4H^A	MLG4250	25,650	7,500	24,850	7,300	3	7,096	12,056	18	457	55	17	40	13
4	LEM0420*S4H^A	MLG4330	33,600	9,850	33,600	9,850	3	6,734	11,441	18	457	55	17	40	13
4	LEM0490*S4H^A	MLG4370	37,250	10,900	36,800	10,800	4	8,786	14,928	18	457	55	17	40	13
4	LEM0620*S4H^A	MLG4440	47,150	13,800	44,600	13,050	4	8,400	14,272	18	457	55	17	40	13

**Notes:**

<sup>1</sup> = Capacities shown are Application Capacities reflecting nominal operation at 10°F TD. For models within the scope of the DOE AWEF (Annual Walk-in Energy Factor) standard, the Net Capacity is determined by the AHRI 1250 test method. DOE will publish this compliance data at [www.regulations.doe.gov](http://www.regulations.doe.gov)

\* = Electrical Code Designator (see Nomenclature details)

^ = Motor Code Designator (see Nomenclature details)

<sup>†</sup> = For single speed and 2-speed EC motors, use 60 Hz capacity and airflow values. (units with EC motors operating at 50 Hz will not see a reduction in performance due to the electronic control of the motor)

Net Capacity is available upon request



# PERFORMANCE DATA

## Application Capacity: Medium Temperature Hot Gas Defrost- 60 Hz (For EC and PSC Motors)

Please consult AWEF table on page 44 to confirm model meets DOE minimum AWEF

Please refer to Table 1: Capacity Correction Factors (page 6) if using Saturated Suction Temperatures different than listed in the information below

FPI	New Model	Legacy Model	R-404A/R-507A		R-448A/R-449A		Fan Data			Air Throw					
			Application Capacity <sup>1</sup>		Application Capacity <sup>1</sup>					Diameter		Standard (Molded Fan Guard)		Diffused (Wire Fan Guard)	
			10°F TD/ 25°F SST	6°C TD/ -4°C SST	10°F TD/ 25°F SST	6°C TD/ -4°C SST	No. of Fans	CFM	m <sup>3</sup> H	in.	mm	ft.	m	ft.	m
6	LEM0250*S6H^A	MLG6190	22,750	6,650	29,000	8,500	2	4,450	7,731	18	457	60	18.5	45	14
6	LEM0300*S6H^A	MLG6260	29,900	8,750	34,350	10,050	2	4,350	7,391	18	457	60	18.5	45	14
6	LEM0370*S6H^A	MLG6310	25,650	10,450	42,500	12,450	3	6,800	11,553	18	457	60	18.5	45	14
6	LEM0475*S6H^A	MLG6390	44,850	13,150	54,650	16,000	3	6,500	11,044	18	457	60	18.5	45	14
6	LEM0595*S6H^A	MLG6430	49,450	14,500	68,600	20,100	4	8,500	14,442	18	457	60	18.5	45	14
6	LEM0735*S6H^A	MLG6520	62,350	18,250	85,100	24,950	4	8,100	13,762	18	457	60	18.5	45	14
4	LEM0225*S4H^A	MLG4165	19,850	5,800	25,650	7,500	2	4,750	8,070	18	457	60	18.5	45	14
4	LEM0250*S4H^A	MLG4220	25,300	7,400	27,600	8,100	2	4,550	7,731	18	457	60	18.5	45	14
4	LEM0325*S4H^A	MLG4250	29,000	8,500	37,700	11,050	3	7,100	12,063	18	457	60	18.5	45	14
4	LEM0420*S4H^A	MLG4330	37,950	11,100	48,300	14,150	3	6,750	11,468	18	457	60	18.5	45	14
4	LEM0490*S4H^A	MLG4370	42,500	12,450	56,550	16,550	4	8,800	14,951	18	457	60	18.5	45	14
4	LEM0620*S4H^A	MLG4440	52,650	15,450	71,500	20,950	4	8,400	14,272	18	457	60	18.5	45	14

FPI	New Model	Legacy Model	R-407A/R-407F		R-407C		Fan Data			Air Throw					
			Application Capacity <sup>1</sup>		Application Capacity <sup>1</sup>					Diameter		Standard (Molded Fan Guard)		Diffused (Wire Fan Guard)	
			10°F TD/ 25°F SST	6°C TD/ -4°C SST	10°F TD/ 25°F SST	6°C TD/ -4°C SST	No. of Fans	CFM	m <sup>3</sup> H	in.	mm	ft.	m	ft.	m
6	LEM0250*S6H^A	MLG6190	25,100	7,350	23,600	6,900	2	4,450	7,731	18	457	60	18.5	45	14
6	LEM0300*S6H^A	MLG6260	32,750	9,600	32,800	9,600	2	4,350	7,391	18	457	60	18.5	45	14
6	LEM0370*S6H^A	MLG6310	39,100	11,450	39,100	11,450	3	6,800	11,553	18	457	60	18.5	45	14
6	LEM0475*S6H^A	MLG6390	49,450	14,500	49,450	14,500	3	6,500	11,044	18	457	60	18.5	45	14
6	LEM0595*S6H^A	MLG6430	57,000	16,700	53,500	15,700	4	8,500	14,442	18	457	60	18.5	45	14
6	LEM0735*S6H^A	MLG6520	71,000	20,800	65,550	19,200	4	8,100	13,762	18	457	60	18.5	45	14
4	LEM0225*S4H^A	MLG4165	21,750	6,350	20,700	6,050	2	4,750	8,070	18	457	60	18.5	45	14
4	LEM0250*S4H^A	MLG4220	27,600	8,100	27,600	8,100	2	4,550	7,731	18	457	60	18.5	45	14
4	LEM0325*S4H^A	MLG4250	32,350	9,500	31,050	9,100	3	7,100	12,063	18	457	60	18.5	45	14
4	LEM0420*S4H^A	MLG4330	41,950	12,300	41,950	12,300	3	6,750	11,468	18	457	60	18.5	45	14
4	LEM0490*S4H^A	MLG4370	46,850	13,750	46,000	13,500	4	8,800	14,951	18	457	60	18.5	45	14
4	LEM0620*S4H^A	MLG4440	59,500	17,450	55,750	16,350	4	8,400	14,272	18	457	60	18.5	45	14

**Notes:**  
<sup>1</sup> = Capacities shown are Application Capacities reflecting nominal operation at 10°F TD. For models within the scope of the DOE AWEF (Annual Walk-in Energy Factor) standard, the Net Capacity is determined by the AHRI 1250 test method. DOE will publish this compliance data at [www.regulations.doe.gov](http://www.regulations.doe.gov)  
 \* = Electrical Code Designator (see Nomenclature details)  
 ^ = Motor Code Designator (see Nomenclature details)  
 Net Capacity is available upon request

# PERFORMANCE DATA

## Application Capacity: Medium Temperature Hot Gas Defrost- 50 Hz (For PSC Motors)<sup>†</sup>

Please consult AWEF table on page 44 to confirm model meets DOE minimum AWEF

Please refer to Table 1: Capacity Correction Factors (page 6) if using Saturated Suction Temperatures different than listed in the information below

FPI	New Model	Legacy Model	R-404A/R-507A		R-448A/R-449A		Fan Data			Air Throw					
			Application Capacity <sup>1</sup>		Application Capacity <sup>1</sup>					Diameter		Standard (Molded Fan Guard)		Diffused (Wire Fan Guard)	
			10°F TD/ 25°F SST	6°C TD/ -4°C SST	10°F TD/ 25°F SST	6°C TD/ -4°C SST	No. of Fans	CFM	m <sup>3</sup> H	in.	mm	ft.	m	ft.	m
6	LEM0250*S6H^A	MLG6190	20,950	6,150	26,700	7,800	2	4,095	6,957	18	457	55	17	40	13
6	LEM0300*S6H^A	MLG6260	27,500	8,050	31,600	9,250	2	4,345	7,382	18	457	55	17	40	13
6	LEM0370*S6H^A	MLG6310	32,800	9,600	39,100	11,450	3	6,807	11,565	18	457	55	17	40	13
6	LEM0475*S6H^A	MLG6390	41,250	12,100	50,300	14,750	3	6,517	11,072	18	457	55	17	40	13
6	LEM0595*S6H^A	MLG6430	45,500	13,350	63,100	18,500	4	8,496	14,435	18	457	55	17	40	13
6	LEM0735*S6H^A	MLG6520	57,350	16,800	78,300	22,950	4	8,110	13,779	18	457	55	17	40	13
4	LEM0225*S4H^A	MLG4165	18,250	5,350	23,600	6,900	2	4,731	8,038	18	457	55	17	40	13
4	LEM0250*S4H^A	MLG4220	23,300	6,850	25,400	7,450	2	4,538	7,710	18	457	55	17	40	13
4	LEM0325*S4H^A	MLG4250	26,700	7,800	34,700	10,150	3	7,096	12,056	18	457	55	17	40	13
4	LEM0420*S4H^A	MLG4330	34,900	10,250	44,450	13,050	3	6,734	11,441	18	457	55	17	40	13
4	LEM0490*S4H^A	MLG4370	39,150	11,450	52,050	15,250	4	8,786	14,928	18	457	55	17	40	13
4	LEM0620*S4H^A	MLG4440	48,450	14,200	65,800	19,300	4	8,400	14,272	18	457	55	17	40	13

FPI	New Model	Legacy Model	R-407A/R-407F		R-407C		Fan Data			Air Throw					
			Application Capacity <sup>1</sup>		Application Capacity <sup>1</sup>					Diameter		Standard (Molded Fan Guard)		Diffused (Wire Fan Guard)	
			10°F TD/ 25°F SST	6°C TD/ -4°C SST	10°F TD/ 25°F SST	6°C TD/ -4°C SST	No. of Fans	CFM	m <sup>3</sup> H	in.	mm	ft.	m	ft.	m
6	LEM0250*S6H^A	MLG6190	23,100	6,750	21,700	6,350	2	4,095	6,957	18	457	55	17	40	13
6	LEM0300*S6H^A	MLG6260	30,150	8,850	30,200	8,850	2	4,345	7,382	18	457	55	17	40	13
6	LEM0370*S6H^A	MLG6310	35,950	10,550	35,950	10,550	3	6,807	11,565	18	457	55	17	40	13
6	LEM0475*S6H^A	MLG6390	45,500	13,350	45,500	13,350	3	6,517	11,072	18	457	55	17	40	13
6	LEM0595*S6H^A	MLG6430	52,450	15,350	49,200	14,400	4	8,496	14,435	18	457	55	17	40	13
6	LEM0735*S6H^A	MLG6520	65,300	19,150	60,300	17,650	4	8,110	13,779	18	457	55	17	40	13
4	LEM0225*S4H^A	MLG4165	20,000	5,850	19,050	5,600	2	4,731	8,038	18	457	55	17	40	13
4	LEM0250*S4H^A	MLG4220	25,400	7,450	25,400	7,450	2	4,538	7,710	18	457	55	17	40	13
4	LEM0325*S4H^A	MLG4250	29,750	8,700	28,550	8,350	3	7,096	12,056	18	457	55	17	40	13
4	LEM0420*S4H^A	MLG4330	38,600	11,300	38,600	11,300	3	6,734	11,441	18	457	55	17	40	13
4	LEM0490*S4H^A	MLG4370	43,100	12,650	42,300	12,400	4	8,786	14,928	18	457	55	17	40	13
4	LEM0620*S4H^A	MLG4440	54,750	16,050	51,300	15,050	4	8,400	14,272	18	457	55	17	40	13

**Notes:**

<sup>1</sup> = Capacities shown are Application Capacities reflecting nominal operation at 10°F TD. For models within the scope of the DOE AWEF (Annual Walk-in Energy Factor) standard, the Net Capacity is determined by the AHRI 1250 test method. DOE will publish this compliance data at [www.regulations.doe.gov](http://www.regulations.doe.gov)

\* = Electrical Code Designator (see Nomenclature details)

^ = Motor Code Designator (see Nomenclature details)

<sup>†</sup> = For single speed and 2-speed EC motors, use 60 Hz capacity and airflow values. (units with EC motors operating at 50 Hz will not see a reduction in performance due to the electronic control of the motor)

Net Capacity is available upon request

# SPECIFICATIONS

## Hot Gas Defrost- 60 Hz

Please consult AWEF table on page 44 to confirm model meets DOE minimum AWEF

		EC Motors (includes 2-Speed, Fixed Speed and VSEC)														Drain Pan Heaters			
		115/1/60						208-230/1/60				460/1/60				Watts	115/1/60	208-230/1/60	460/1/60
FPI	New Model	HP	Amps	Watts	MCA	MOPD	Amps	Watts	MCA	MOPD	Amps	Watts	MCA	MOPD	Total Amps				
6	LEM0250*S6H^A	1/4	7.0	417	15	20	3.5	417	15	20	3.2	382	15	15	950	8.3	4.1	2.1	
6	LEM0300*S6H^A	1/4	7.0	417	15	20	3.5	417	15	20	3.2	382	15	15	950	8.3	4.1	2.1	
6	LEM0370*S6H^A	1/4	10.4	625	15	20	5.2	625	15	20	4.8	573	15	15	1,350	11.7	5.9	2.9	
6	LEM0475*S6H^A	1/4	10.4	625	15	20	5.2	625	15	20	4.8	573	15	15	1,350	11.7	5.9	2.9	
6	LEM0595*S6H^A	1/4	13.9	834	20	25	7.0	834	15	20	6.4	764	15	15	1,800	15.7	7.8	3.9	
6	LEM0735*S6H^A	1/4	13.9	834	20	25	7.0	834	15	20	6.4	764	15	15	1,800	15.7	7.8	3.9	
4	LEM0225*S4H^A	1/4	7.0	417	15	20	3.5	417	15	20	3.2	382	15	15	950	8.3	4.1	2.1	
4	LEM0250*S4H^A	1/4	7.0	417	15	20	3.5	417	15	20	3.2	382	15	15	950	8.3	4.1	2.1	
4	LEM0325*S4H^A	1/4	10.4	625	15	20	5.2	625	15	20	4.8	573	15	15	1,350	11.7	5.9	2.9	
4	LEM0420*S4H^A	1/4	10.4	625	15	20	5.2	625	15	20	4.8	573	15	15	1,350	11.7	5.9	2.9	
4	LEM0490*S4H^A	1/4	13.9	834	20	25	7.0	834	15	20	6.4	764	15	15	1,800	15.7	7.8	3.9	
4	LEM0620*S4H^A	1/4	13.9	834	20	25	7.0	834	15	20	6.4	764	15	15	1,800	15.7	7.8	3.9	

		PSC Motors (includes Standard and Totally-Enclosed)														Drain Pan Heaters			
		115/1/60						208-230/1/60				460/1/60				Watts	115/1/60	208-230/1/60	460/1/60
FPI	New Model	HP	Amps	Watts	MCA	MOPD	Amps	Watts	MCA	MOPD	Amps	Watts	MCA	MOPD	Total Amps				
6	LEM0250*S6H^A	1/4	8.0	600	15	20	3.6	610	15	20	2.0	610	15	15	950	8.3	4.1	2.1	
6	LEM0300*S6H^A	1/4	8.0	600	15	20	3.6	610	15	20	2.0	610	15	15	950	8.3	4.1	2.1	
6	LEM0370*S6H^A	1/4	12.0	900	15	20	5.4	915	15	20	3.0	915	15	15	1,350	11.7	5.9	2.9	
6	LEM0475*S6H^A	1/4	12.0	900	15	20	5.4	915	15	20	3.0	915	15	15	1,350	11.7	5.9	2.9	
6	LEM0595*S6H^A	1/4	16.0	1,200	20	25	7.2	1,220	15	20	4.0	1,220	15	15	1,800	15.7	7.8	3.9	
6	LEM0735*S6H^A	1/4	16.0	1,200	20	25	7.2	1,200	15	20	4.0	1,220	15	15	1,800	15.7	7.8	3.9	
4	LEM0225*S4H^A	1/4	8.0	600	15	20	3.6	610	15	20	2.0	610	15	15	950	8.3	4.1	2.1	
4	LEM0250*S4H^A	1/4	8.0	600	15	20	3.6	610	15	20	2.0	610	15	15	950	8.3	4.1	2.1	
4	LEM0325*S4H^A	1/4	12.0	900	15	20	5.4	915	15	20	3.0	915	15	15	1,350	11.7	5.9	2.9	
4	LEM0420*S4H^A	1/4	12.0	900	15	20	5.4	915	15	20	3.0	915	15	15	1,350	11.7	5.9	2.9	
4	LEM0490*S4H^A	1/4	16.0	1,200	20	25	7.2	1,220	15	20	4.0	1,220	15	15	1,800	15.7	7.8	3.9	
4	LEM0620*S4H^A	1/4	16.0	1,200	20	25	7.2	1,200	15	20	4.0	1,220	15	15	1,800	15.7	7.8	3.9	

**Notes:**

\* = Electrical Code Designator (see Nomenclature details)

^ = Motor Code Designator (see Nomenclature details)

# SPECIFICATIONS

## Hot Gas Defrost- 50 Hz

Please consult AWEF table on page 44 to confirm model meets DOE minimum AWEF

			EC Motors (includes 2-speed, Fixed Speed and VSEC)								Drain Pan Heaters		
			110/1/50				220/1/50				Watts	110/1/50	220/1/50
FPI	New Model	HP	Amps	Watts	MCA	MOPD	Amps	Watts	MCA	MOPD		Total Amps	
6	LEM0250*S6H^A	1/4	7.0	417	15	20	3.5	417	15	20	860	7.8	3.9
6	LEM0300*S6H^A	1/4	7.0	417	15	20	3.5	417	15	20	860	7.8	3.9
6	LEM0370*S6H^A	1/4	10.4	625	15	20	5.2	625	15	20	1,230	11.2	5.6
6	LEM0475*S6H^A	1/4	10.4	625	15	20	5.2	625	15	20	1,230	11.2	5.6
6	LEM0595*S6H^A	1/4	13.9	834	20	25	7.0	834	15	20	1,650	15.0	7.5
6	LEM0735*S6H^A	1/4	13.9	834	20	25	7.0	834	15	20	1,650	15.0	7.5
4	LEM0225*S4H^A	1/4	7.0	417	15	20	3.5	417	15	20	860	7.8	3.9
4	LEM0250*S4H^A	1/4	7.0	417	15	20	3.5	417	15	20	860	7.8	3.9
4	LEM0325*S4H^A	1/4	10.4	625	15	20	5.2	625	15	20	1,230	11.2	5.6
4	LEM0420*S4H^A	1/4	10.4	625	15	20	5.2	625	15	20	1,230	11.2	5.6
4	LEM0490*S4H^A	1/4	13.9	834	20	25	7.0	834	15	20	1,650	15.0	7.5
4	LEM0620*S4H^A	1/4	13.9	834	20	25	7.0	834	15	20	1,650	15.0	7.5

			PSC Motors (includes Standard and Totally-Enclosed)								Drain Pan Heaters		
			110/1/50				220/1/50				Watts	110/1/50	220/1/50
FPI	New Model	HP	Amps	Watts	MCA	MOPD	Amps	Watts	MCA	MOPD		Total Amps	
6	LEM0250*S6H^A	1/4	8.0	600	15	20	3.6	610	15	20	860	7.8	3.9
6	LEM0300*S6H^A	1/4	8.0	600	15	20	3.6	610	15	20	860	7.8	3.9
6	LEM0370*S6H^A	1/4	12.0	900	15	20	5.4	915	15	20	1,230	11.2	5.6
6	LEM0475*S6H^A	1/4	12.0	900	15	20	5.4	915	15	20	1,230	11.2	5.6
6	LEM0595*S6H^A	1/4	16.0	1,200	20	25	7.2	1,220	15	20	1,650	15.0	7.5
6	LEM0735*S6H^A	1/4	16.0	1,200	20	25	7.2	1,220	15	20	1,650	15.0	7.5
4	LEM0225*S4H^A	1/4	8.0	600	15	20	3.6	610	15	20	860	7.8	3.9
4	LEM0250*S4H^A	1/4	8.0	600	15	20	3.6	610	15	20	860	7.8	3.9
4	LEM0325*S4H^A	1/4	12.0	900	15	20	5.4	915	15	20	1,230	11.2	5.6
4	LEM0420*S4H^A	1/4	12.0	900	15	20	5.4	915	15	20	1,230	11.2	5.6
4	LEM0490*S4H^A	1/4	16.0	1,200	20	25	7.2	1,220	15	20	1,650	15.0	7.5
4	LEM0620*S4H^A	1/4	16.0	1,200	20	25	7.2	1,220	15	20	1,650	15.0	7.5

**Notes:**

\* = Electrical Code Designator (see Nomenclature details)

^ = Motor Code Designator (see Nomenclature details)

# PHYSICAL DATA

## Air Defrost (R-404A/R-507A,R-448A/R-449A,R-407A/R-407F/R-407C)

FPI	Model	No. of Fans	Coil Inlet OD	Suction OD	Equalizer OD	Drain MPT	Approx. Net Weight		Approx. Ship Weight	
							Lbs.	Kg	Lbs.	Kg
8	LEM0185*S8A^B	1	1/2	7/8	1/4	3/4	152	69	261	118
8	LEM0225*S8A^B	1	1/2	7/8	1/4	3/4	152	69	261	118
8	LEM0405*S8A^B	2	7/8	1-3/8	1/4	3/4	184	83	335	152
8	LEM0475*S8A^B	2	7/8	1-3/8	1/4	3/4	184	83	335	152
8	LEM0575*S8A^B	3	1-1/8	1-3/8	1/4	3/4	281	127	460	209
8	LEM0675*S8A^B	3	1-1/8	1-3/8	1/4	3/4	281	127	460	209
8	LEM0775*S8A^B	4	1-3/8	1-5/8	1/4	3/4	316	143	543	246
8	LEM0975*S8A^B	4	1-3/8	1-5/8	1/4	3/4	316	143	543	246
8	LEM1115*S8A^B	5	1-3/8	1-5/8	1/4	3/4	353	160	607	275

## Air Defrost (CO<sub>2</sub>DX)

FPI	Model	No. of Fans	Coil Inlet OD	Suction OD	Equalizer OD	Drain MPT	Approx. Net Weight		Approx. Ship Weight	
							Lbs.	Kg	Lbs.	Kg
8	LEM0185*C8A^A	1	3/8	3/8	N/A	3/4	152	69	261	118
8	LEM0225*C8A^A	1	3/8	3/8	N/A	3/4	152	69	261	118
8	LEM0405*C8A^A	2	3/8	1/2	N/A	3/4	184	83	335	152
8	LEM0475*C8A^A	2	1/2	1/2	N/A	3/4	184	83	335	152
8	LEM0575*C8A^A	3	1/2	5/8	N/A	3/4	281	127	460	209
8	LEM0675*C8A^A	3	1/2	5/8	N/A	3/4	281	127	460	209
8	LEM0775*C8A^A	4	1/2	5/8	N/A	3/4	316	143	543	246
8	LEM0975*C8A^A	4	1/2	7/8	N/A	3/4	316	143	543	246
8	LEM1115*C8A^A	5	1/2	7/8	N/A	3/4	353	160	607	275

**Notes:**

\* = Electrical Code Designator (see Nomenclature details)

^ = Motor Code Designator (see Nomenclature details)

# PHYSICAL DATA

## Electric Defrost (R-404A/R-507A,R-448A/R-449A,R-407A/R-407F/R-407C)

FPI	Model	No. of Fans	Coil Inlet OD	Suction OD	Equalizer OD	Drain MPT	Approx. Net Weight		Approx. Ship Weight	
							Lbs.	Kg	Lbs.	Kg
6	LEM0125*S6E^A	1	1/2	7/8	1/4	3/4	143	65	253	115
6	LEM0135*S6E^A	1	1/2	7/8	1/4	3/4	153	69	262	119
6	LEM0250*S6E^A	2	7/8	1-3/8	1/4	3/4	168	76	319	145
6	LEM0300*S6E^A	2	1-1/8	1-3/8	1/4	3/4	186	84	337	153
6	LEM0370*S6E^A	3	1-1/8	1-5/8	1/4	3/4	255	116	434	197
6	LEM0475*S6E^A	3	1-3/8	1-5/8	1/4	3/4	288	131	466	212
6	LEM0595*S6E^A	4	1-1/8	1-5/8	1/4	3/4	324	147	551	250
6	LEM0735*S6E^A	4	1-3/8	1-5/8	1/4	3/4	365	165	591	268
6	LEM0850*S6E^A	5	1-3/8	1-5/8	1/4	3/4	411	186	665	302
4	LEM0125*S4E^A	1	1/2	7/8	1/4	3/4	152	69	261	119
4	LEM0225*S4E^A	2	7/8	1-3/8	1/4	3/4	165	75	316	143
4	LEM0250*S4E^A	2	1-1/8	1-3/8	1/4	3/4	183	83	334	152
4	LEM0325*S4E^A	3	1-1/8	1-5/8	1/4	3/4	252	114	430	195
4	LEM0420*S4E^A	3	1-3/8	1-5/8	1/4	3/4	284	129	463	210
4	LEM0490*S4E^A	4	1-1/8	1-5/8	1/4	3/4	318	144	545	247
4	LEM0620*S4E^A	4	1-3/8	1-5/8	1/4	3/4	358	163	585	265
4	LEM0720*S4E^A	5	1-3/8	1-5/8	1/4	3/4	403	183	658	298

## Electric Defrost (CO<sub>2</sub>DX)

FPI	Model	No. of Fans	Coil Inlet OD	Suction OD	Equalizer OD	Drain MPT	Approx. Net Weight		Approx. Ship Weight	
							Lbs.	Kg	Lbs.	Kg
6	LEM0125*C6E^A	1	3/8	3/8	N/A	3/4	143	65	253	115
6	LEM0135*C6E^A	1	3/8	3/8	N/A	3/4	153	69	262	119
6	LEM0250*C6E^A	2	3/8	1/2	N/A	3/4	168	76	319	145
6	LEM0300*C6E^A	2	3/8	1/2	N/A	3/4	186	84	337	153
6	LEM0370*C6E^A	3	3/8	1/2	N/A	3/4	255	116	434	197
6	LEM0475*C6E^A	3	1/2	1/2	N/A	3/4	288	131	466	212
6	LEM0595*C6E^A	4	1/2	5/8	N/A	3/4	324	147	551	250
6	LEM0735*C6E^A	4	1/2	5/8	N/A	3/4	365	165	591	268
6	LEM0850*C6E^A	5	1/2	7/8	N/A	3/4	411	186	665	302
4	LEM0125*C4E^A	1	3/8	3/8	N/A	3/4	152	69	261	119
4	LEM0225*C4E^A	2	3/8	1/2	N/A	3/4	165	75	316	143
4	LEM0250*C4E^A	2	3/8	1/2	N/A	3/4	183	83	334	152
4	LEM0325*C4E^A	3	3/8	1/2	N/A	3/4	252	114	430	195
4	LEM0420*C4E^A	3	3/8	1/2	N/A	3/4	284	129	463	210
4	LEM0490*C4E^A	4	3/8	1/2	N/A	3/4	318	144	545	247
4	LEM0620*C4E^A	4	1/2	5/8	N/A	3/4	358	163	585	265
4	LEM0720*C4E^A	5	1/2	5/8	N/A	3/4	403	183	658	298

### Notes:

\* = Electrical Code Designator (see Nomenclature details)

^ = Motor Code Designator (see Nomenclature details)

# PHYSICAL DATA

## Hot Gas Defrost

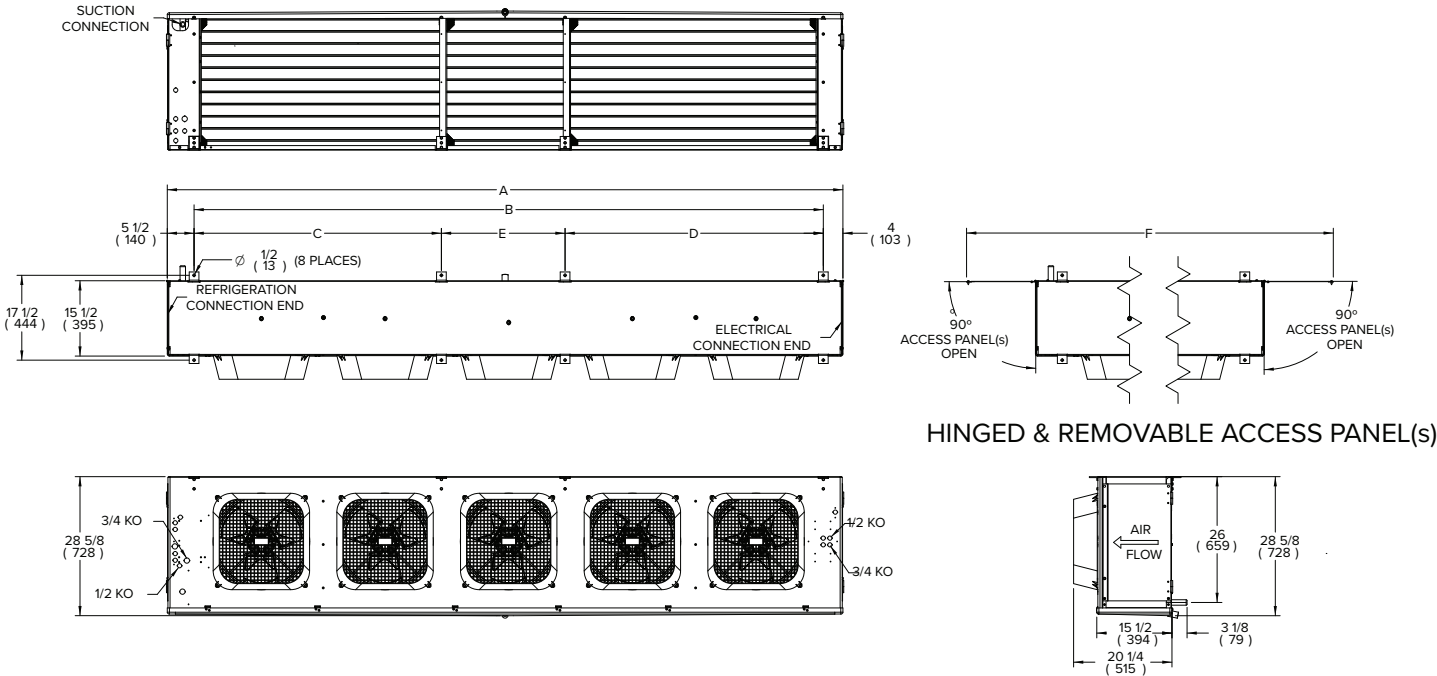
FPI	Model	No. of Fans	Coil Inlet OD	Suction OD	Equalizer OD	Drain MPT	Side Port OD	Hot Gas Pan Conns OD	Approx. Net Weight		Approx. Ship Weight	
									Lbs.	Kg	Lbs.	Kg
6	LEM0250*S6H^A	2	7/8	1-3/8	1/4	3/4	5/8	7/8	213	96	364	165
6	LEM0300*S6H^A	2	1-1/8	1-3/8	1/4	3/4	5/8	7/8	231	105	382	173
6	LEM0370*S6H^A	3	1-1/8	1-5/8	1/4	3/4	5/8	7/8	255	116	434	197
6	LEM0475*S6H^A	3	1-3/8	1-5/8	1/4	3/4	5/8	7/8	288	131	466	212
6	LEM0595*S6H^A	4	1-1/8	1-5/8	1/4	3/4	5/8	7/8	324	147	551	250
6	LEM0735*S6H^A	4	1-3/8	1-5/8	1/4	3/4	5/8	7/8	365	165	591	268
4	LEM0225*S4H^A	2	7/8	1-3/8	1/4	3/4	5/8	7/8	210	95	361	164
4	LEM0250*S4H^A	2	1-1/8	1-3/8	1/4	3/4	5/8	7/8	228	104	379	172
4	LEM0325*S4H^A	3	1-1/8	1-5/8	1/4	3/4	5/8	7/8	252	114	430	195
4	LEM0420*S4H^A	3	1-3/8	1-5/8	1/4	3/4	5/8	7/8	284	129	463	210
4	LEM0490*S4H^A	4	1-1/8	1-5/8	1/4	3/4	5/8	7/8	318	144	545	247
4	LEM0620*S4H^A	4	1-3/8	1-5/8	1/4	3/4	5/8	7/8	358	163	585	265

**Notes:**

\* = Electrical Code Designator (see Nomenclature details)

^ = Motor Code Designator (see Nomenclature details)

# DIMENSIONAL DRAWINGS



No. of Fans	Unit Dimensions											
	A		B		C		D		E		F	
	in.	mm	in.	mm	in.	mm	in.	mm	in.	mm	in.	mm
1	39 7/8	1,011	30 1/4	768	-	-	-	-	-	-	68 1/4	1,733
2	67 7/8	1,722	58 1/4	1,480	-	-	-	-	-	-	96 1/4	2,444
3	95 7/8	2,434	86 1/4	2,191	-	-	-	-	-	-	124 1/4	3,155
4	123 7/8	3,145	114 1/4	2,902	56	1,422	58 1/4	1,480	-	-	152 1/4	3,866
5	139 3/8	3,539	129 3/4	3,296	51	1,295	53 1/4	1,353	25 1/2	648	167 1/4	4,260



# DOE Rated AWEF

## AWEF DATA

### Air Defrost:2-Speed EC Motors

FPI	Model	Cooler			
		R-404A/ R-507A	R-448A/ R-449A	R-407A/ R-407F	R-407C
		AWEF	AWEF	AWEF	AWEF
8	LEM0185*S8A^B	-	9.00	9.00	9.00
8	LEM0225*S8A^B	-	9.00	9.00	9.00
8	LEM0405*S8A^B	9.00	9.00	9.00	9.00
8	LEM0475*S8A^B	9.00	9.00	9.00	9.00
8	LEM0575*S8A^B	9.00	9.00	9.00	9.00
8	LEM0675*S8A^B	9.00	9.00	9.00	9.00
8	LEM0775*S8A^B	9.00	9.00	9.00	9.00
8	LEM0975*S8A^B	9.00	9.00	9.00	9.00
8	LEM1115*S8A^B	9.00	9.00	9.00	9.00

### Air Defrost:2-Speed EC Motors

FPI	Model	Cooler
		CO <sub>2</sub> DX
		AWEF
8	LEM0185*C8A^A	9.00 <sup>‡</sup>
8	LEM0225*C8A^A	9.00 <sup>‡</sup>
8	LEM0405*C8A^A	9.00
8	LEM0475*C8A^A	9.00
8	LEM0575*C8A^A	9.00
8	LEM0675*C8A^A	9.00
8	LEM0775*C8A^A	9.00 <sup>‡</sup>
8	LEM0975*C8A^A	9.00
8	LEM1115*C8A^A	9.00

**Notes:**

\* = Electrical Code Designator (see Nomenclature details)

^ = Motor Code Designator (see Nomenclature details)

‡ = Based on input conditions selected, may require an AE review

# DOE Rated AWEF

## AWEF DATA

Electric Defrost: 2-Speed EC Motors

FPI	Model	Cooler				
		R-404A/ R-507A	R-448A/ R-449A	R-407A/ R-407F	R-407C	CO <sub>2</sub> DX
		AWEF	AWEF	AWEF	AWEF	AWEF
6	LEM0125*±6E^A	-	-	-	-	-
6	LEM0135*±6E^A	-	-	9.00	9.00	-
6	LEM0250*±6E^A	-	-	9.00	9.00	-
6	LEM0300*±6E^A	-	9.00	9.00	9.00	9.00 <sup>‡</sup>
6	LEM0370*±6E^A	-	-	-	9.00	-
6	LEM0475*±6E^A	9.00	9.00	9.00	9.00	9.00 <sup>‡</sup>
6	LEM0595*±6E^A	-	9.00	9.00	9.00	-
6	LEM0735*±6E^A	9.00	9.00	9.00	9.00	9.00 <sup>‡</sup>
6	LEM0850*±6E^A	9.00	9.00	9.00	9.00	9.00 <sup>‡</sup>
4	LEM0125*±4E^A	-	-	-	9.00	-
4	LEM0225*±4E^A	-	-	-	-	-
4	LEM0250*±4E^A	-	-	9.00	9.00	-
4	LEM0325*±4E^A	-	-	-	-	-
4	LEM0420*±4E^A	-	9.00	9.00	9.00	-
4	LEM0490*±4E^A	-	-	-	-	-
4	LEM0620*±4E^A	-	9.00	9.00	9.00	-
4	LEM0720*±4E^A	-	9.00	9.00	9.00	-

**Notes:**

- \* = Electrical Code Designator (see Nomenclature details)
- ^ = Motor Code Designator (see Nomenclature details)
- ± = Refrigerant Designator (See Nomenclature details)
- ‡ = Based on input conditions selected, may require an AE review

# DOE Rated AWEF

## AWEF DATA

### Electric Defrost: 2-Speed EC Motors

FPI	Model	Freezer				
		R-404A/ R-507A	R-448A/ R-449A	R-407A/ R-407F	R-407C	CO <sub>2</sub> DX
		AWEF	AWEF	AWEF	AWEF	AWEF
6	LEM0125*±6E^A	4.04	4.10	4.06	4.05	4.04
6	LEM0135*±6E^A	4.06	4.12	4.09	4.07	4.06
6	LEM0250*±6E^A	4.15	4.15	4.15	4.15	4.15
6	LEM0300*±6E^A	4.15	4.15	4.15	4.15	4.15
6	LEM0370*±6E^A	4.15	4.15	4.15	4.15	4.15
6	LEM0475*±6E^A	4.15	4.15	4.15	4.15	4.15
6	LEM0595*±6E^A	4.15	4.15	4.15	4.15	4.15
6	LEM0735*±6E^A	4.15	4.15	4.15	4.15	4.15
6	LEM0850*±6E^A	4.15	4.15	4.15	4.15	4.15
4	LEM0125*±4E^A	4.04	4.09	4.06	4.05	4.04
4	LEM0225*±4E^A	-	4.15	4.15	-	4.15 <sup>‡</sup>
4	LEM0250*±4E^A	4.15	4.15	4.15	4.15	4.15
4	LEM0325*±4E^A	-	4.15	4.15	-	4.15 <sup>‡</sup>
4	LEM0420*±4E^A	4.15	4.15	4.15	4.15	4.15
4	LEM0490*±4E^A	-	4.15	4.15	4.15	4.15
4	LEM0620*±4E^A	4.15	4.15	4.15	4.15	4.15
4	LEM0720*±4E^A	4.15	4.15	4.15	4.15	4.15

**Notes:**

- \* = Electrical Code Designator (see Nomenclature details)
- ^ = Motor Code Designator (see Nomenclature details)
- ± = Refrigerant Designator (See Nomenclature details)
- ‡ = Based on input conditions selected, may require an AE review

# DOE Rated AWEF

## AWEF DATA

Hot Gas Defrost:2-Speed EC Motors

FPI	Model	Cooler			
		R-404A/ R-507A	R-448A/ R-449A	R-407A/ R-407F	R-407C
		AWEF	AWEF	AWEF	AWEF
6	LEM0250*S6HMA	-	-	9.00	9.00
6	LEM0300*S6HMA	-	9.00	9.00	9.00
6	LEM0370*S6HMA	-	-	-	9.00
6	LEM0475*S6HMA	9.00	9.00	9.00	9.00
6	LEM0595*S6HMA	-	9.00	9.00	9.00
6	LEM0735*S6HMA	9.00	9.00	9.00	9.00
4	LEM0225*S4HMA	-	-	-	-
4	LEM0250*S4HMA	-	-	9.00	9.00
4	LEM0325*S4HMA	-	-	-	-
4	LEM0420*S4HMA	-	9.00	9.00	9.00
4	LEM0490*S4HMA	-	-	-	-
4	LEM0620*S4HMA	-	9.00	9.00	9.00

FPI	Model	Freezer			
		R-404A/ R-507A	R-448A/ R-449A	R-407A/ R-407F	R-407C
		AWEF	AWEF	AWEF	AWEF
6	LEM0250*S6HMA	4.15	4.15	4.15	4.15
6	LEM0300*S6HMA	4.15	4.15	4.15	4.15
6	LEM0370*S6HMA	4.15	4.15	4.15	4.15
6	LEM0475*S6HMA	4.15	4.15	4.15	4.15
6	LEM0595*S6HMA	4.15	4.15	4.15	4.15
6	LEM0735*S6HMA	4.15	4.15	4.15	4.15
4	LEM0225*S4HMA	4.15	4.15	4.15	4.15
4	LEM0250*S4HMA	4.15	4.15	4.15	4.15
4	LEM0325*S4HMA	4.15	4.15	4.15	4.15
4	LEM0420*S4HMA	4.15	4.15	4.15	4.15
4	LEM0490*S4HMA	4.15	4.15	4.15	4.15
4	LEM0620*S4HMA	4.15	4.15	4.15	4.15

**Notes:**

- \* = Electrical Code Designator (see Nomenclature details)
- ^ = Motor Code Designator (see Nomenclature details)
- ± = Refrigerant Designator (See Nomenclature details)

# REPLACEMENT PARTS

## Motor/Fan Blade/Fan Guard

Part #	Item Type	Voltage	Motor Speeds	Notes
23101802	Fan Guard Blue Wire	-	-	-
2310022	Fan Guard Blue Molded	-	-	-
22902401	Fan Blade	-	-	-
5064E	Motor Mount	-	-	Used with all motors except 25393101
23101901	Motor Mount	-	-	Used with motor p/n 25393101
5020S	PSC	115V	1	-
5020T	PSC	208-230V	1	-
4567T	PSC Totally Enclosed	208-230V	1	-
25304601	Low Temp PSC Totally Enclosed	460V	1	-
25308101	Low Temp PSC Totally Enclosed	208-230V	1	-
25317501	EC Totally Enclosed	208-230V	1	-
25317601	EC Totally Enclosed	115V	1	-
25399301	Low Temp PSC Totally Enclosed	575V	1	-
25393101	EC Totally Enclosed	460V	2	-
25312102	EC Totally Enclosed	115V	2	-
25312202	EC Totally Enclosed	208-230V	2	-
25302201	PSC	460V	1	-
25327601	Variable Speed EC	115V	-	-
25327501	Variable Speed EC	208-230V	-	-
5599M	Run Capacitor (5 MFD)	-	-	-
5779G	Run Capacitor (7.5 MFD)	-	-	Used with 25304601
22511601	Run Capacitor (7.5 MFD)	-	-	Used with 25399301

## Cabinet Components

Part #	No. of Fans	Description	Defrost Type	Cabinet Aluminum
40405911	1	Drain Pan	Air/Electric	Stucco
40405912	1	Drain Pan	Air/Electric	White
40407102	1	Drain Pan	Air	Stainless Steel
40407013	2	Drain Pan	Air/Electric	Stucco
40407014	2	Drain Pan	Air/Electric	White
40407202	2	Drain Pan	Air	Stainless Steel
40406713	3	Drain Pan	Air/Electric	Stucco
40406714	3	Drain Pan	Air/Electric	White
40407302	3	Drain Pan	Air	Stainless Steel
40406813	4	Drain Pan	Air/Electric	Stucco
40406814	4	Drain Pan	Air/Electric	White
40407402	4	Drain Pan	Air	Stainless Steel
40406911	5	Drain Pan	Air/Electric	Stucco
40406912	5	Drain Pan	Air/Electric	White
40407502	5	Drain Pan	Air	Stainless Steel

## REPLACEMENT PARTS

### Drain Pan Heaters

Part #	No. of Fans	Voltage	Wattage	Defrost Type
24710301	1	230V	530W	Electric/ HG
24710401	1	460V	530W	Electric/ HG
24711101	1	575V	530W	Electric/ HG
24710502	2	115V	950W	HG
24710302	2	230V	950W	Electric/ HG
24710402	2	460V	950W	Electric/ HG
24711102	2	575V	950W	Electric/ HG
24710503	3	115V	1350W	HG
24710303	3	230V	1350W	Electric
24710403	3	460V	1350W	Electric
24711103	3	575V	1350W	Electric
24710504	4	115V	1800W	HG
24710304	4	230V	1800W	Electric
24710404	4	460V	1800W	Electric
24711104	4	575V	1800W	Electric
24710305	5	230V	2000W	Electric
24710405	5	460V	2000W	Electric
24711105	5	575V	2000W	Electric

### Coil Defrost Heaters

Part #	No. of Fans	Voltage	Wattage	Defrost Type
24710201	1	230-460V	550	Electric
24710202	2	230-460V	1100	Electric
24710203	3	230-460V	1600	Electric
24710204	4	230-460V	2100	Electric
24710205	5	230-460V	2400	Electric
24711101	1	575V	550	Electric
24711102	2	575V	1100	Electric
24711103	3	575V	1600	Electric
24711104	4	575V	2100	Electric
24711105	5	575V	2400	Electric
23308001	1-3	-	-	Heater Clip
23308101	4-5	-	-	Heater Clip

# REPLACEMENT PARTS

## Electrical Components

Part #	Description
2891040	Room Thermostat
5709L	Defrost Term. / Fan Delay Thermostat Sealed Bimetal Type
2890109	Defrost Term. / Fan Delay Thermostat
5708L	Adjustable Type

## Drain Fitting

Part #	Description
26930801	FITTING 3/4-14 NPSM

# STANDARD NOZZLE SELECTION

## Air Defrost

Medium Temperature (25°F SST)									
FPI	Model	No. of Fans	Distributor Tube (in.)		No. of Circuits	Nozzle Selections			
			OD	Length		R-404A/R-507A	R-448A/R-449A	R-407A/R-407F	R-407C
8	LEM0185*S8A^B	1	3/16	21-1/2	4	L-3/4	L-1-1/2	L-1	L-1
8	LEM0225*S8A^B	1	3/16	21-1/2	6	L-1	L-2	L-1-1/2	L-1-1/2
8	LEM0405*S8A^B	2	3/16	21-1/2	11	G-1-1/2	G-3	G-2-1/2	G-2-1/2
8	LEM0475*S8A^B	2	3/16	21-1/2	11	G-2	G-4	G-2-1/2	G-2-1/2
8	LEM0575*S8A^B	3	3/16	21-1/2	14	E-2-1/2	E-4	E-3	E-3
8	LEM0675*S8A^B	3	3/16	21-1/2	14	E-3	E-5	E-4	E-4
8	LEM0775*S8A^B	4	3/16	21-1/2	22	C-3	C-6	C-4	C-4
8	LEM0975*S8A^B	4	3/16	21-1/2	22	C-4	C-8	C-5	C-5
8	LEM1115*S8A^B	5	3/16	21-1/2	22	C-5	C-10	C-6	C-6

## Electric Defrost

Low Temperature (-20°F SST)									
FPI	Model	No. of Fans	Distributor Tube (in.)		No. of Circuits	Nozzle Selections			
			OD	Length		R-404A/R-507A	R-448A/R-449A	R-407A/R-407F	R-407C
6	LEM0125*S6E^A	1	3/16	21-1/2	8	L-1-1/2	L-2	L-1-1/2	L-1-1/2
6	LEM0135*S6E^A	1	3/16	21-1/2	6	L-1-1/2	L-2	L-1-1/2	L-1-1/2
6	LEM0250*S6E^A	2	3/16	21-1/2	11	G-2-1/2	G-4	G-2-1/2	G-2-1/2
6	LEM0300*S6E^A	2	3/16	21-1/2	14	E-3	E-4	E-4	E-4
6	LEM0370*S6E^A	3	3/16	21-1/2	16	E-4	E-5	E-4	E-4
6	LEM0475*S6E^A	3	3/16	21-1/2	22	C-5	C-8	C-5	C-5
6	LEM0595*S6E^A	4	3/16	21-1/2	16	E-5	E-8	E-5	E-5
6	LEM0735*S6E^A	4	3/16	21-1/2	22	C-8	C-12	C-8	C-8
6	LEM0850*S6E^A	5	3/16	21-1/2	22	C-8	C-12	C-8	C-8
4	LEM0125*S4E^A	1	3/16	21-1/2	6	L-1-1/2	L-2	L-1-1/2	L-1-1/2
4	LEM0225*S4E^A	2	3/16	21-1/2	11	G-2-1/2	G-3	G-2-1/2	G-2-1/2
4	LEM0250*S4E^A	2	3/16	21-1/2	14	E-3	E-4	E-3	E-3
4	LEM0325*S4E^A	3	3/16	21-1/2	16	E-4	E-5	E-3	E-3
4	LEM0420*S4E^A	3	3/16	21-1/2	22	C-4	C-6	C-4	C-4
4	LEM0490*S4E^A	4	3/16	21-1/2	16	E-5	E-8	E-5	E-5
4	LEM0620*S4E^A	4	3/16	21-1/2	22	C-6	C-10	C-6	C-6
4	LEM0720*S4E^A	5	3/16	21-1/2	22	C-8	C-12	C-8	C-8

### Notes:

\* = Electrical Code Designator (see Nomenclature details)

^ = Motor Code Designator (see Nomenclature details)



# STANDARD NOZZLE SELECTION

## Hot Gas Defrost

Low Temperature (-20°F SST)									
FPI	Model	No. of Fans	Distributor Tube (in.)		No. of Circuits	Nozzle Selections			
			OD	Length		R-404A/R-507A	R-448A/R-449A	R-407A/R-407F	R-407C
6	LEM0250*S6H^A	2	3/16	21-1/2	11	G-2-1/2	G-4	G-2-1/2	G-2-1/2
6	LEM0300*S6H^A	2	3/16	21-1/2	14	E-3	E-4	E-4	E-4
6	LEM0370*S6H^A	3	3/16	21-1/2	16	E-4	E-5	E-4	E-4
6	LEM0475*S6H^A	3	3/16	21-1/2	22	C-5	C-8	C-5	C-5
6	LEM0595*S6H^A	4	3/16	21-1/2	16	E-5	E-8	E-5	E-5
6	LEM0735*S6H^A	4	3/16	21-1/2	22	C-8	C-12	C-8	C-8
4	LEM0225*S4H^A	2	3/16	21-1/2	11	G-2-1/2	G-3	G-2-1/2	G-2-1/2
4	LEM0250*S4H^A	2	3/16	21-1/2	14	E-3	E-4	E-3	E-3
4	LEM0325*S4H^A	3	3/16	21-1/2	16	E-4	E-5	E-3	E-3
4	LEM0420*S4H^A	3	3/16	21-1/2	22	C-4	C-6	C-4	C-4
4	LEM0490*S4H^A	4	3/16	21-1/2	16	E-5	E-8	E-5	E-5
4	LEM0620*S4H^A	4	3/16	21-1/2	22	C-6	C-10	C-6	C-6

**Notes:**

\* = Electrical Code Designator (see Nomenclature details)

^ = Motor Code Designator (see Nomenclature details)







2175 West Park Place Blvd.

Stone Mountain, GA 30087

Phone: 800.537.7775 · Fax: 770.465.5900

[heatcraftprd.com](http://heatcraftprd.com)

Since product improvement is a continuing effort, we reserve the right to make changes in specifications without notice.

**LK-MP-0124 | Version 008**

©2024 Heatcraft Refrigeration Products LLC