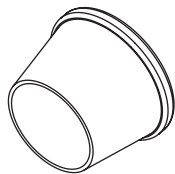


BRASS COMPRESSION FITTINGS

*ALSO AVAILABLE IN LEAD FREE

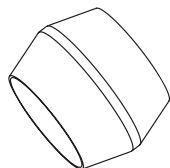
SELF-ALIGNED SLEEVE • SA-60

No.	O.D.
SA-60-2	1/8"
SA-60-3	3/16"
SA-60-4	1/4"
SA-60-6	3/8"
SA-60-8	1/2"



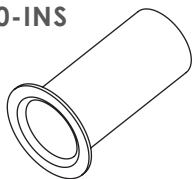
COMPRESSION SLEEVE • 60

No.	O.D.
60-2	1/8"
60-3	3/16"
60-4	1/4"
60-5	5/16"
60-6	3/8"
60-7	7/16"
60-8	1/2"
60-10	5/8"
60-12	3/4"
60-14	7/8"



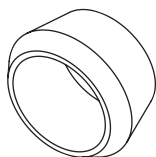
BRASS INSERT • 60-INS

No.	O.D.
60-INS-4	1/4"
60-INS-5	5/16"
60-INS-6	3/8"
60-INS-8	1/2"
60-INS-10	5/8"



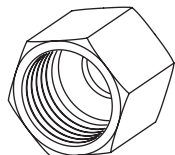
PLASTIC DELRIN SLEEVE • 60-P

No.	O.D.
60-P-4	1/4"
60-P-5	5/16"
60-P-6	3/8"
60-P-8	1/2"
60-P-10	5/8"



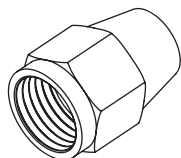
BRASS COMPRESSION NUT • 61

No.	O.D.
61-2	1/8"
61-3	3/16"
61-4	1/4"
61-5	5/16"
61-6	3/8"
61-7	7/16"
61-8	1/2"
61-10	5/8"
61-12	3/4"
61-14	7/8"



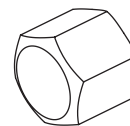
BRASS COMPRESSION LONG NUT • 61-L

No.	O.D.
61-L-2	1/8"
61-L-3	3/16"
61-L-4	1/4"
61-L-5	5/16"
61-L-6	3/8"
61-L-8	1/2"
61-L-10	5/8"
61-L-12	3/4"



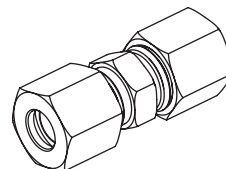
BRASS COMPRESSION CAP • 61-CAP

No.	O.D.
61-CAP-4	1/4"
61-CAP-5	5/16"
61-CAP-6	3/8"
61-CAP-8	1/2"
61-CAP-10	5/8"



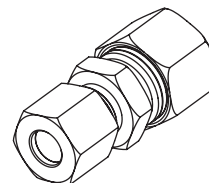
BRASS COMPRESSION UNION • 62

No.	O.D.
62-2	1/8"
62-3	3/16"
62-4	1/4"
62-5	5/16"
62-6	3/8"
62-7	7/16"
62-8	1/2"
62-10	5/8"
62-12	3/4"
62-14	7/8"



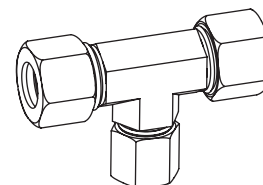
BRASS REDUCING UNION • 62-R

No.	O.D.
62-R-43	1/4" x 3/16"
62-R-54	5/16" x 1/4"
62-R-64	3/8" x 1/4"
62-R-65	3/8" x 5/16"
62-R-86	1/2" x 3/8"
62-R-106	5/8" x 3/8"
62-R-108	5/8" x 1/2"



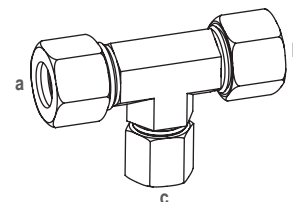
BRASS COMPRESSION TEE • 64

No.	O.D.
64-2	1/8"
64-3	3/16"
64-4	1/4"
64-5	5/16"
64-6	3/8"
64-8	1/2"
64-10	5/8"
64-12	3/4"
64-14	7/8"



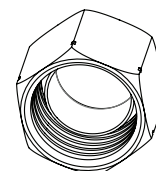
BRASS REDUCING TEE • 64-R

No.	O.D. (a x b x c)
64-R-42	1/4" x 1/4" x 1/8"
64-R-46	1/4" x 1/4" x 3/8"
64-R-644	3/8" x 1/4" x 1/4"
64-R-64	3/8" x 3/8" x 1/4"
64-R-84	1/2" x 1/2" x 1/4"
64-R-86	1/2" x 1/2" x 3/8"
64-R-106	5/8" x 5/8" x 3/8"
64-R-108	5/8" x 5/8" x 1/2"



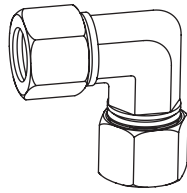
BRASS COMPRESSION CAPTIVE NUT • 61-CA

No.	O.D.
61-CA-2	1/8"
61-CA-8	1/2"



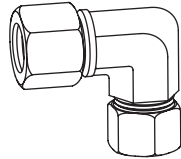
BRASS UNION ELBOW • 65

No.	O.D.
65-2	1/8"
65-3	3/16"
65-4	1/4"
65-5	5/16"
65-6	3/8"
65-8	1/2"
65-10	5/8"
65-12	3/4"
65-14	7/8"



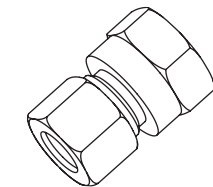
BRASS REDUCING UNION ELBOW • 65-R

No.	O.D. x O.D.
65-R-64	3/8" x 1/4"
65-R-86	1/2" x 3/8"
65-R-106	5/8" x 3/8"
65-R-108	5/8" x 1/2"



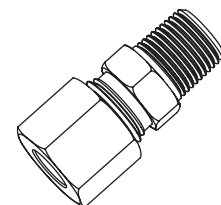
BRASS FEMALE CONNECTOR • 66

No.	O.D. x FIP
66-22	1/8" x 1/8"
66-32	3/16" x 1/8"
66-34	3/16" x 1/4"
66-42	1/4" x 1/8"
66-44	1/4" x 1/4"
66-46	1/4" x 3/8"
66-48	1/4" x 1/2"
66-52	5/16" x 1/8"
66-54	5/16" x 1/4"
66-62	3/8" x 1/8"
66-64	3/8" x 1/4"
66-66	3/8" x 3/8"
66-68	3/8" x 1/2"
66-84	1/2" x 1/4"
66-86	1/2" x 3/8"
66-88	1/2" x 1/2"
66-812	1/2" x 3/4"



BRASS MALE CONNECTOR • 68

No.	O.D. x MIP
68-22	1/8" x 1/8"
68-32	3/16" x 1/8"
68-34	3/16" x 1/4"
68-42	1/4" x 1/8"
68-44	1/4" x 1/4"
68-46	1/4" x 3/8"
68-48	1/4" x 1/2"
68-54	5/16" x 1/4"
68-52	5/16" x 1/8"
68-56	5/16" x 3/8"
68-62	3/8" x 1/8"
68-64	3/8" x 1/4"
68-66	3/8" x 3/8"
68-68	3/8" x 1/2"
68-612	3/8" x 3/4"
68-76	7/16" x 3/8"
68-84	1/2" x 1/4"
68-86	1/2" x 3/8"
68-88	1/2" x 1/2"

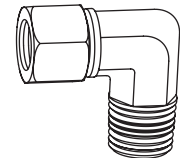


No.	O.D. x MIP
68-812	1/2" x 3/4"
68-106	5/8" x 3/8"
68-108	5/8" x 1/2"
68-1012	5/8" x 3/4"
68-128	3/4" x 1/2"
68-1212	3/4" x 3/4"
68-1412	7/8" x 3/4"

BRASS MALE ELBOW • 69

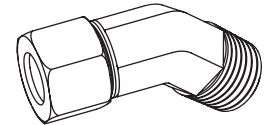
No.	O.D. x MIP
69-22	1/8" x 1/8"
69-32	3/16" x 1/8"
69-34	3/16" x 1/4"
69-42	1/4" x 1/8"
69-44	1/4" x 1/4"
69-46	1/4" x 3/8"
69-48	1/4" x 1/2"
69-52	5/16" x 1/8"
69-54	5/16" x 1/4"
69-56	5/16" x 3/8"
69-62	3/8" x 1/8"
69-64	3/8" x 1/4"
69-66	3/8" x 3/8"
69-68	3/8" x 1/2"
69-74	7/16" x 1/4"
69-76	7/16" x 3/8"

No.	O.D. x MIP
69-84	1/2" x 1/4"
69-86	1/2" x 3/8"
69-88	1/2" x 1/2"
69-812	1/2" x 3/4"
69-106	5/8" x 3/8"
69-108	5/8" x 1/2"
69-1012	5/8" x 3/4"
69-128	3/4" x 1/2"
69-1212	3/4" x 3/4"
69-1214	7/8" x 3/4"



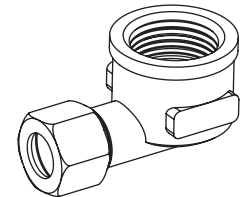
45° MALE ELBOW • 69-45

No.	O.D. x MIP
69-45-42	1/4" x 1/8"
69-45-44	1/4" x 1/4"
69-45-52	5/16" x 1/8"
69-45-64	3/8" x 1/4"
69-45-86	1/2" x 3/8"



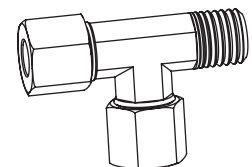
BRASS FEMALE ELBOW • 70

No.	O.D. x FIP
70-22	1/8" x 1/8"
70-32	3/16" x 1/8"
70-42	1/4" x 1/8"
70-44	1/4" x 1/4"
70-46	1/4" x 3/8"
70-48	1/4" x 1/2"
70-52	5/16" x 1/8"
70-54	5/16" x 1/4"
70-62	3/8" x 1/8"
70-64	3/8" x 1/4"
70-66	3/8" x 3/8"
70-68	3/8" x 1/2"
70-86	1/2" x 3/8"
70-88	1/2" x 1/2"
70-108	5/8" x 1/2"



BRASS 2-WAY MALE RUN TEE • 71

No.	O.D. x FIP
71-22	1/8" x 1/8"
71-32	3/16" x 1/8"
71-42	1/4" x 1/8"
71-44	1/4" x 1/4"
71-52	5/16" x 1/8"
71-54	5/16" x 1/4"
71-62	3/8" x 1/8"
71-64	3/8" x 1/4"
71-66	3/8" x 3/8"
71-86	1/2" x 3/8"
71-88	1/2" x 1/2"
71-108	5/8" x 1/2"
71-128	3/4" x 1/2"

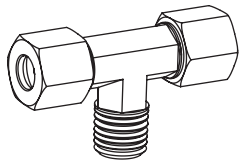


BRASS COMPRESSION FITTINGS

*ALSO AVAILABLE IN LEAD FREE

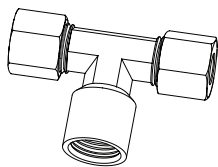
BRASS 2-WAY MALE BRANCH TEE • 72

No.	O.D. x MIP
72-22	1/8" x 1/8"
72-32	3/16" x 1/8"
72-42	1/4" x 1/8"
72-44	1/4" x 1/4"
72-52	5/16" x 1/8"
72-54	5/16" x 1/4"
72-62	3/8" x 1/8"
72-64	3/8" x 1/4"
72-66	3/8" x 3/8"
72-86	1/2" x 3/8"
72-88	1/2" x 1/2"
72-108	5/8" x 1/2"



COMPRESSION BRANCH TEE • 78

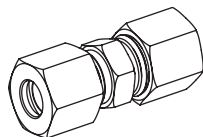
No.	O.D. x FIP
78-62	3/8" x 1/8"
78-64	3/8" x 1/4"



CHROMED BRASS COMPRESSION FITTINGS

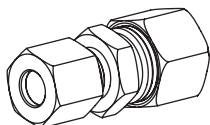
CHROMED UNION • 62-C

No.	O.D.
62-C-6	3/8"
62-C-8	1/2"
62-C-10	5/8"



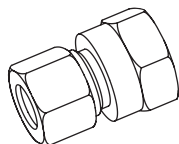
CHROMED REDUCING UNION • 62-R-C

No.	O.D. x O.D.
62-R-C-86	1/2" x 3/8"
62-R-C-106	5/8" x 3/8"
62-R-C-108	5/8" x 1/2"



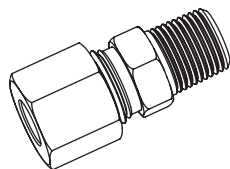
CHROMED FEMALE CONNECTOR • 66-C

No.	O.D. x FIP
66-C-66	3/8" x 3/8"
66-C-68	3/8" x 1/2"



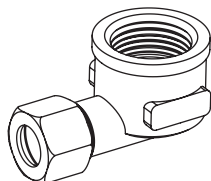
CHROMED MALE CONNECTOR • 68-C

No.	O.D. x MIP
68-C-66	3/8" x 3/8"
68-C-68	3/8" x 1/2"
68-C-108	5/8" x 1/2"



CHROMED FEMALE ELBOW • 70-C

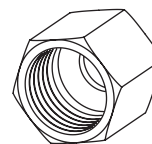
No.	O.D. x FIP
70-C-66	3/8" x 3/8"
70-C-68	3/8" x 1/2"



No.	O.D. x SWT. NOM.
70-C-68-SWT	3/8" x 1/2"
70-C-68-SWT-RB	3/8" x 1/2" (rough brass)

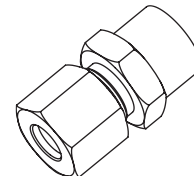
CHROMED NUT • 61-C

No.	O.D.
61-C-6	3/8"
61-C-8	1/2"
61-C-10	5/8"



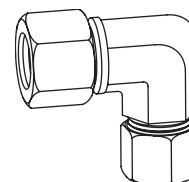
CHROMED SWEAT ADAPTER • 124

No.	O.D. x SWT. NOM.
124-68	3/8" x 1/2"
124-68-RB	3/8" x 1/2" (rough brass)



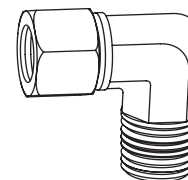
CHROMED REDUCING UNION ELBOW • 65-R-C

No.	O.D. x O.D.
65-R-C-106	5/8" x 3/8"
65-R-C-108	5/8" x 1/2"



CHROMED MALE ELBOW • 69-C

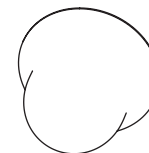
No.	O.D. x MIP
69-C-66	3/8" x 3/8"
69-C-68	3/8" x 1/2"
69-C-88	1/2" x 1/2"



BRASS FLARE TUBE FITTINGS

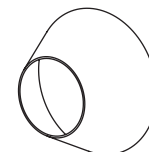
BRASS SEAT BONNET • B-1

No.	O.D.
B-1-3	3/16"
B-1-4	1/4"
B-1-5	5/16"
B-1-6	3/8"
B-1-8	1/2"
B-1-10	5/8"
B-1-12	3/4"



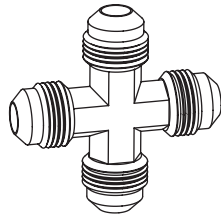
BRASS COPPER GASKET • B-2

No.	O.D.
B-2-3	3/16"
B-2-4	1/4"
B-2-5	5/16"
B-2-6	3/8"
B-2-8	1/2"
B-2-10	5/8"
B-2-12	3/4"

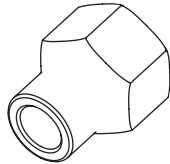


BRASS CROSS • C-1

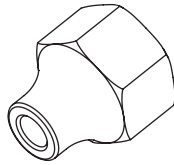
No.	O.D.
C-1-5	5/16"
C-1-6	3/8"
C-1-8	1/2"

**BRASS LONG FORGED NUT • N-4**

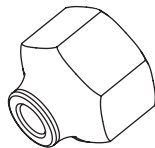
No.	O.D.
N-4-3	3/16"
N-4-4	1/4"
N-4-6	3/8"
N-4-8	1/2"
N-4-10	5/8"
N-4-12	3/4"

**BRASS LONG FORGED REDUCING NUT • LFRN**

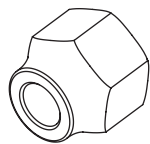
No.	O.D. x O.D.
LFRN-43	1/4" x 3/16"
LFRN-64	3/8" x 1/4"
LFRN-86	1/2" x 3/8"
LFRN-128	3/4" x 1/2"
LFRN-1210	3/4" x 5/8"

**BRASS SHORT FORGED REDUCING NUT • SFRN**

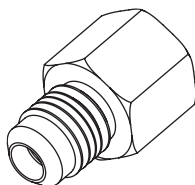
No.	O.D. x O.D.
SFRN-4-64	3/8" x 1/4"
SFRN-4-86	1/2" x 3/8"
SFRN-4-108	5/8" x 1/2"

**BRASS SHORT FORGED NUT • NS-4**

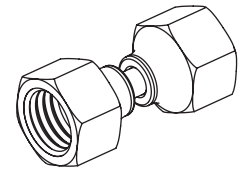
No.	O.D.
NS-4-3	3/16"
NS-4-4	1/4"
NS-4-5	5/16"
NS-4-6	3/8"
NS-4-8	1/2"
NS-4-10	5/8"
NS-4-12	3/4"

**BRASS FEMALE MALE REDUCING ADAPTER • FMRA**

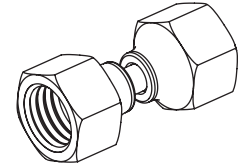
No.	O.D.
FMRA-46	1/4" x 3/8"
FMRA-64	3/8" x 1/4"
FMRA-68	3/8" x 1/2"
FMRA-84	1/2" x 1/4"
FMRA-86	1/2" x 3/8"
FMRA-810	1/2" x 5/8"
FMRA-108	5/8" x 1/2"
FMRA-1010	5/8" x 5/8"
FMRA-1012	5/8" x 3/4"
FMRA-1210	3/4" x 5/8"

**BRASS SWIVEL NUT UNION • SNU-4**

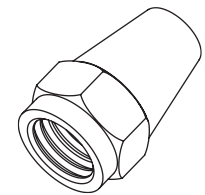
No.	O.D.
SNU-4-4	1/4"
SNU-4-5	5/16"
SNU-4-6	3/8"
SNU-4-8	1/2"
SNU-4-10	5/8"
SNU-4-12	3/4"

**BRASS REDUCING SWIVEL NUT UNION • RSN-4**

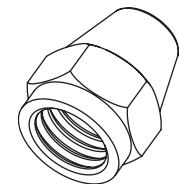
No.	O.D. x O.D.
RSNU-4-64	3/8" x 1/4"
RSNU-4-86	1/2" x 3/8"
RSNU-4-108	5/8" x 1/2"

**BRASS LONG NUT • 41-L**

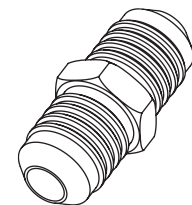
No.	O.D.
41-L-2	1/8"
41-L-3	3/16"
41-L-4	1/4"
41-L-5	5/16"
41-L-6	3/8"
41-L-8	1/2"
41-L-10	5/8"
41-L-12	3/4"

**BRASS SHORT NUT • 41-S**


No.	O.D.
41-S-2	1/8"
41-S-3	3/16"
41-S-4*	1/4"
41-S-5	5/16"
41-S-6	3/8"
41-S-8	1/2"
41-S-10	5/8"
41-S-12	3/4"
41-S-14	7/8"

**BRASS UNION • 42**

No.	O.D.
42-2	1/8"
42-3	3/16"
42-4	1/4"
42-5	5/16"
42-6	3/8"
42-8	1/2"
42-10	5/8"
42-12	3/4"
42-14	7/8"

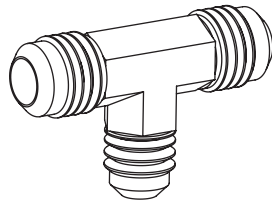
**BRASS REDUCING UNION • 42-R**

No.	O.D. x O.D.
42-R-54	5/16" x 1/4"
42-R-64	3/8" x 1/4"
42-R-65	3/8" x 5/16"
42-R-84	1/2" x 1/4"
42-R-86	1/2" x 3/8"
42-R-106	5/8" x 3/8"
42-R-108	5/8" x 1/2"



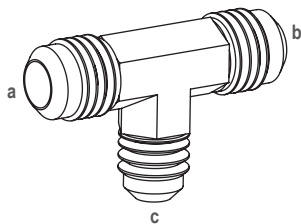
BRASS TEE • 44

No.	O.D.
44-2	1/8"
44-3	3/16"
44-4	1/4"
44-5	4/16"
44-6	3/8"
44-4	1/2"
44-10	5/8"
44-12	3/4"
44-14	7/8"



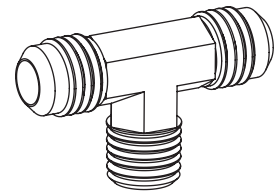
BRASS REDUCING TEE • 44-R

No.	O.D. (a x b x c)
44-R-446	1/4" x 1/4" x 3/8"
44-R-464	1/4" x 3/8" x 1/4"
44-R-466	1/4" x 3/8" x 3/8"
44-R-488	1/4" x 1/2" x 1/2"
44-R-554	5/16" x 5/16" x 1/4"
44-R-644	3/8" x 1/4" x 1/4"
44-R-646	3/8" x 1/4" x 3/8"
44-R-664	3/8" x 3/8" x 1/4"
44-R-668	3/8" x 3/8" x 1/2"
44-R-6610	3/8" x 3/8" x 5/8"
44-R-686	3/8" x 1/2" x 3/8"
44-R-688	3/8" x 1/2" x 1/2"
44-R-6106	3/8" x 5/8" x 3/8"
44-R-61010	3/8" x 5/8" x 5/8"
44-R-848	1/2" x 1/4" x 1/2"
44-R-864	1/2" x 3/8" x 1/4"
44-R-866	1/2" x 3/8" x 3/8"
44-R-868	1/2" x 3/8" x 1/2"
44-R-884	1/2" x 1/2" x 1/4"
44-R-886	1/2" x 1/2" x 3/8"
44-R-8810	1/2" x 1/2" x 5/8"
44-R-8812	1/2" x 1/2" x 3/4"
44-R-8108	1/2" x 5/8" x 1/2"
44-R-81010	1/2" x 5/8" x 5/8"
44-R-8128	1/2" x 3/4" x 1/2"
44-R-81212	1/2" x 3/4" x 3/4"
44-R-1066	5/8" x 3/8" x 3/8"
44-R-10610	5/8" x 3/8" x 5/8"
44-R-1086	5/8" x 1/2" x 3/8"
44-R-1088	5/8" x 1/2" x 1/2"
44-R-10810	5/8" x 1/2" x 5/8"
44-R-10106	5/8" x 5/8" x 3/8"
44-R-10108	5/8" x 5/8" x 1/2"
44-R-101012	5/8" x 5/8" x 3/4"
44-R-101210	5/8" x 3/4" x 5/8"
44-R-1288	3/4" x 1/2" x 1/2"
44-R-12812	3/4" x 1/2" x 3/4"
44-R-121010	3/4" x 5/8" x 5/8"
44-R-12126	3/4" x 3/4" x 3/8"
44-R-12128	3/4" x 3/4" x 1/2"
44-R-121210	3/4" x 3/4" x 5/8"



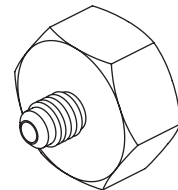
BRASS 2-WAY MALE BRANCH TEE • 45

No.	O.D. x MIP
45-22	1/8" x 1/8"
45-32	3/16" x 1/8"
45-42	1/4" x 1/8"
45-44	1/4" x 1/4"
45-52	5/16" x 1/8"
45-54	5/16" x 1/4"
45-62	3/8" x 1/8"
45-64	3/8" x 1/4"
45-66	3/8" x 3/8"
45-68	3/8" x 1/2"
45-84	1/2" x 1/4"
45-86	1/2" x 3/8"
45-88	1/2" x 1/2"
45-106	5/8" x 3/8"
45-108	5/8" x 1/2"
45-1012	5/8" x 3/4"
45-128	3/4" x 1/2"
45-1212	3/4" x 3/4"



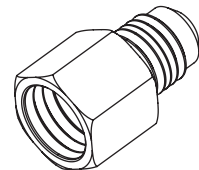
CYLINDER ADAPTER W/ FEM IPS THREAD • K-1

No.	O.D. x IPS
K-1-0	1/4" x 1/2"
K-1-1	1/4" x 3/4"
K-1-2	3/8" x 1/2"
K-1-3	3/8" x 3/4"
K-1-4	1/2" x 1/2"



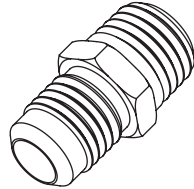
BRASS FEMALE CONNECTOR • 46

No.	O.D. x FIP
46-22	1/8" x 1/8"
46-32	3/16" x 1/8"
46-42	1/4" x 1/8"
46-44	1/4" x 1/4"
46-46	1/4" x 3/8"
46-48	1/4" x 1/2"
46-52	5/16" x 1/8"
46-54	5/16" x 1/4"
46-62	3/8" x 1/8"
46-64	3/8" x 1/4"
46-66	3/8" x 3/8"
46-68	3/8" x 1/2"
46-612	3/8" x 3/4"
46-84	1/2" x 1/4"
46-86	1/2" x 3/8"
46-88	1/2" x 1/2"
46-812	1/2" x 3/4"
46-106	5/8" x 3/8"
46-108	5/8" x 1/2"
46-1012	5/8" x 3/4"
46-128	3/4" x 1/2"
46-1212	3/4" x 3/4"
46-1412	7/8" x 3/4"

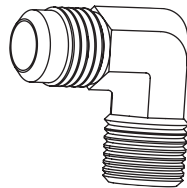


BRASS MALE CONNECTOR • 48

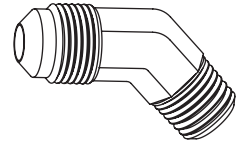
No.	O.D. x MIP
48-22	1/8" x 1/8"
48-32	3/16" x 1/8"
48-42	1/4" x 1/8"
48-44	1/4" x 1/4"
48-46	1/4" x 3/8"
48-48	1/4" x 1/2"
48-52	5/16" x 1/8"
48-54	5/16" x 1/4"
48-56	5/16" x 3/8"
48-62	3/8" x 1/8"
48-64*	3/8" x 1/4"
48-66*	3/8" x 3/8"
48-68	3/8" x 1/2"
48-612	3/8" x 3/4"
48-84	1/2" x 1/4"
48-86	1/2" x 3/8"
48-88*	1/2" x 1/2"
48-812	1/2" x 3/4"
48-106	5/8" x 3/8"
48-108	5/8" x 1/2"
48-1012	5/8" x 3/4"
48-128	3/4" x 1/2"
48-1212	3/4" x 3/4"
48-1412	7/8" x 3/4"

**BRASS MALE ELBOW • 49**

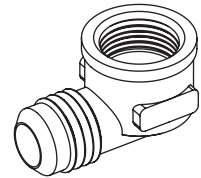
No.	O.D. x MIP
49-22	1/8" x 1/8"
49-32	3/16" x 1/8"
49-34	3/16" x 1/4"
49-42	1/4" x 1/8"
49-44*	1/4" x 1/4"
49-46*	1/4" x 3/8"
49-48	1/4" x 1/2"
49-52	5/16" x 1/8"
49-54	5/16" x 1/4"
49-56	5/16" x 3/8"
49-62	3/8" x 1/8"
49-64	3/8" x 1/4"
49-66	3/8" x 3/8"
49-68	3/8" x 1/2"
49-612	3/8" x 3/4"
49-84	1/2" x 1/4"
49-86	1/2" x 3/8"
49-88	1/2" x 1/2"
49-812	1/2" x 3/4"
49-106	5/8" x 3/8"
49-108	5/8" x 1/2"
49-1012	5/8" x 3/4"
49-128	3/4" x 1/2"
49-1212	3/4" x 3/4"
49-1412	7/8" x 3/4"

**BRASS 45° MALE ELBOW • 49-45**

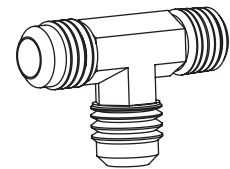
No.	O.D. x MIP
49-45-42	1/4" x 1/8"
49-45-44	1/4" x 1/4"
49-45-46	1/4" x 3/8"
49-45-52	5/16" x 1/8"
49-45-54	5/16" x 1/4"
49-45-64	3/8" x 1/4"
49-45-66	3/8" x 3/8"
49-45-68	3/8" x 1/2"
49-45-86	1/2" x 3/8"
49-45-88	1/2" x 1/2"
49-45-108	5/8" x 1/2"

**BRASS FEMALE ELBOW • 50**

No.	O.D. x FIP
50-32	3/16" x 1/8"
50-42	1/4" x 1/8"
50-44	1/4" x 1/4"
50-52	5/16" x 1/8"
50-54	5/16" x 1/4"
50-62	3/8" x 1/8"
50-64	3/8" x 1/4"
50-66	3/8" x 3/8"
50-68	3/8" x 1/2"
50-612	3/8" x 3/4"
50-84	1/2" x 1/4"
50-86	1/2" x 3/8"
50-88	1/2" x 1/2"
50-812	1/2" x 3/4"
50-106	5/8" x 3/8"
50-108	5/8" x 1/2"
50-1012	5/8" x 3/4"

**BRASS 2-WAY MALE RUN TEE • 51**

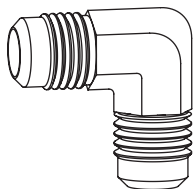
No.	O.D. x MIP
51-32	3/16" x 1/8"
51-42	1/4" x 1/8"
51-44	1/4" x 1/4"
51-62	3/8" x 1/8"
51-64	3/8" x 1/4"
51-66	3/8" x 3/8"
51-68	3/8" x 1/2"
51-86	1/2" x 3/8"
51-88	1/2" x 1/2"
51-108	5/8" x 1/2"
51-1212	3/4" x 3/4"



BRASS FLARE TUBE FITTINGS - CONT'D

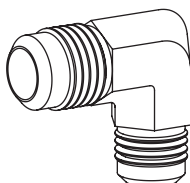
BRASS UNION ELBOW • 55

No.	O.D.
55-2	1/8"
55-3	3/16"
55-4	1/4"
55-5	5/16"
55-6	3/8"
55-8	1/2"
55-10	5/8"
55-12	3/4"
55-14	7/8"



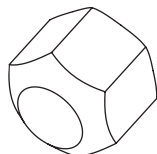
BRASS REDUCING UNION ELBOW • 55-R

No.	O.D. x O.D.
55-R-64	3/8" x 1/4"
55-R-86	1/2" x 3/8"
55-R-106	5/8" x 3/8"
55-R-108	5/8" x 1/2"
55-R-128	3/4" x 1/2"
55-R-1210	3/4" x 5/8"



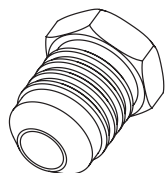
BRASS FLARE CAP • 56

No.	O.D.
56-3	3/16"
56-4	1/4"
56-5	5/16"
56-6	3/8"
56-8	1/2"
56-10	5/8"
56-12	3/4"



BRASS FLARE PLUG • 57

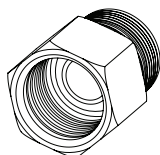
No.	O.D.
57-4	1/4"
57-5	5/16"
57-6	3/8"
57-8	1/2"
57-10	5/8"



BRASS INVERTED FLARE TUBE FITTINGS

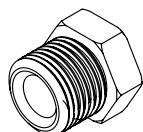
BRASS INVERTED FLARE CONNECTOR • 200

No.	O.D. x MIP
200-32	3/16" x 1/8"
200-42	1/4" x 1/8"
200-44	1/4" x 1/4"
200-52	5/16" x 1/8"
200-54	5/16" x 1/4"
200-64	3/8" x 1/4"



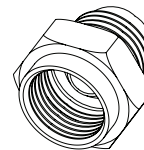
BRASS INVERTED FLARE NUT • 105-IFN

No.	FIP
105-3-IFN	3/16"
105-4-IFN	1/4"
105-5-IFN	5/16"
105-6-IFN	3/8"
105-6-NI	3/8" (nickel plated)



BRASS INVERTED FLARE ADAPTER • 210

No.	FIP x MIP	No.	FIP x MIP
210-32	3/16" x 1/8"	210-56	6/16" x 3/8"
210-34	3/16" x 1/4"	210-64	3/8" x 1/4"
210-35	3/16" x 5/16"	210-65	3/8" x 5/16"
210-42	1/4" x 1/8"		
210-43	1/4" x 3/16"		
210-44	1/4" x 1/4"		
210-45	1/4" x 5/16"		
210-52	5/16" x 1/8"		
210-54	5/16" x 1/4"		

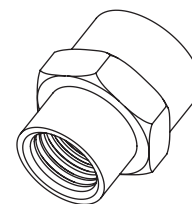


BRASS PIPE FITTINGS

*ALSO AVAILABLE IN LEAD FREE

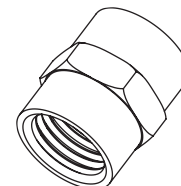
BRASS REDUCING COUPLING • 98-R

No.	FIP x FIP
98-R-42	1/4" x 1/8"
98-R-62	3/8" x 1/8"
98-R-64	3/8" x 1/4"
98-R-84	1/2" x 1/4"
98-R-86	1/2" x 3/8"
98-R-124	3/4" x 1/4"
98-R-126	3/4" x 3/8"
98-R-128	3/4" x 1/2"



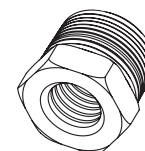
BRASS COUPLING • 99

No.	FIP
99-2	1/8"
99-4	1/4"
99-6	3/8"
99-8	1/2"
99-12	3/4"




BRASS HEX BUSHING • 100

No.	MIP x FIP
100-42	1/4" x 1/8"
100-62	3/8" x 1/8"
100-64	3/8" x 1/4"
100-82	1/2" x 1/8"
100-84	1/2" x 1/4"
100-86	1/2" x 3/8"
100-122	3/4" x 1/8"
100-124	3/4" x 1/4"
100-126	3/4" x 3/8"
100-128	3/4" x 1/2"
100-164	1" x 1/4"
100-166	1" x 3/8"
100-168	1" x 1/2"
100-1612	1" x 3/4"



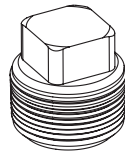
BRASS FACE BUSHING • 100-F

No.	MIP x FIP
100-F-42	1/4" x 1/8"
100-F-64	3/8" x 1/4"
100-F-84	1/2" x 1/4"
100-F-86	1/2" x 3/8"
100-F-128	3/4" x 1/2"
100-F-1612	1" x 3/4"



BRASS SQUARE HEAD PLUG • 101

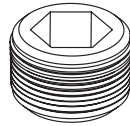
No.	MIP
101-S-2	1/8" (solid only)
101-4*	1/4"
101-6	3/8"
101-8	1/2"
101-12	3/4"
101-16	1"



solid plug available

BRASS COUNTERSUNK HEAD PLUG • 101-CS

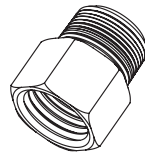
No.	MIP
101-CS-2	1/8"
101-CS-4	1/4"
101-CS-6	3/8"
101-CS-8	1/2"
101-CS-12	3/4"

**BRASS SLOTTED PLUG • 101-SL**

No.	MIP
101-SL-2	1/8"
101-SL-4	1/4"
101-SL-6	3/8"

**BRASS FEMALE x MALE ADAPTER • 102**

No.	FIP x MIP
102-22	1/8" x 1/8"
102-42	1/4" x 1/8"
102-44	1/4" x 1/4"
102-64	3/8" x 1/4"
102-66	3/8" x 3/8"
102-84	1/2" x 1/4"
102-86	1/2" x 3/8"
102-88	1/2" x 1/2"
102-128	3/4" x 1/2"

**BRASS HEX HEAD PLUG • 103**

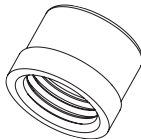
No.	MIP
103-2	1/8"
103-4	1/4"
103-6	3/8"
103-8	1/2"
103-12	3/4"
103-16	1"



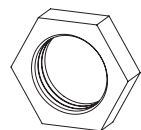
solid plug available

BRASS CAP • 104

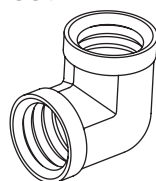
No.	FIP
104-2	1/8"
104-4	1/4"
104-6	3/8"
104-8	1/2"
104-12	3/4"
104-16	1"

**BRASS LOCKNUT • 105**

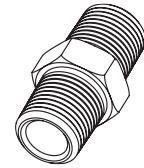
No.	FIP
105-2	1/8"
105-4	1/4"
105-6	3/8"
105-8	1/2"
105-12	3/4"

**BRASS ELBOW • 309**

No.	FIP
309-2	1/8"
309-4	1/4"
309-6	3/8"
309-8	1/2"
309-12	3/4"

**BRASS HEX NIPPLE • 306**

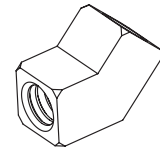
No.	MIP
306-2	1/8"
306-4	1/4"
306-4-L	1/4" long
306-6	3/8"
306-8	1/2"
306-12	3/4"
306-16	1"

**BRASS HEX REDUCING NIPPLE • 306-R**

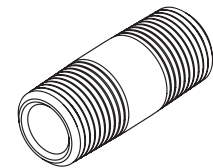
No.	MIP x MIP
306-R-42	1/4" x 1/8"
306-R-62	3/8" x 1/8"
306-R-64	3/8" x 1/4"
306-R-84	1/2" x 1/4"
306-R-86	1/2" x 3/8"
306-R-126	3/4" x 3/8"
306-R-128	3/4" x 1/2"

**BRASS 45° FEMALE ELBOW • 309-45**

No.	FIP
309-45-2	1/8"
309-45-4	1/4"

**RED BRASS NIPPLE • 106-R**

No.	MIP x length	No.	MIP x length
106-R-CLOSE-2	1/8" x 3/4"	106-R-1240	3/4" x 2-1/2"
106-R-CLOSE-4	1/4" x 7/8"	106-R-1248	3/4" x 3"
106-R-CLOSE-6	3/8" x close	106-R-1256	3/4" x 3-1/2"
106-R-CLOSE-8	1/2" x close	106-R-1264	3/4" x 4"
106-R-824	1/2" x 1-1/2"	106-R-1272	3/4" x 4-1/2"
106-R-832	1/2" x 2"	106-R-1280	3/4" x 5"
106-R-840	1/2" x 2-1/2"	106-R-1288	3/4" x 5-1/2"
106-R-848	1/2" x 3"	106-R-1296	3/4" x 6"
106-R-856	1/2" x 3-1/2"	106-R-CLOSE-16	1" x close
106-R-864	1/2" x 4"	160-R-1632	1" x 2"
106-R-872	1/2" x 4-1/2"		
106-R-880	1/2" x 5"		
106-R-888	1/2" x 5-1/2"		
106-R-896	1/2" x 6"		
106-R-CLOSE-12	3/4" x close		
106-R-1224	3/4" x 1-1/2"		
106-R-1232	3/4" x 2"		

**YELLOW BRASS NIPPLE • 106**

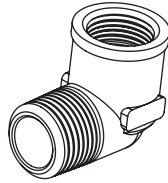
No.	MIP x length	No.	MIP x length
106-CLOSE-2	1/8" x 3/4"	106-480	1/4" x 5"
106-224	1/8" x 1-1/2"	106-488	1/4" x 5-1/2"
106-232	1/8" x 2"	106-496	1/4" x 6"
106-240	1/8" x 2-1/2"	106-CLOSE-6	3/8" x 1"
106-248	1/8" x 3"	106-624	3/8" x 1-1/2"
106-256	1/8" x 3-1/2"	106-632	3/8" x 2"
106-264	1/8" x 4"	106-640	3/8" x 2-1/2"
106-272	1/8" x 4-1/2"	106-648	3/8" x 3"
106-280	1/8" x 5"	106-656	3/8" x 3-1/2"
106-288	1/8" x 5-1/2"	106-664	3/8" x 4"
106-296	1/8" x 6"	106-672	3/8" x 4-1/2"
106-CLOSE-4	1/4" x 7/8"	106-680	3/8" x 5"
106-424	1/4" x 1-1/2"	106-688	3/8" x 5-1/2"
106-432	1/4" x 2"	106-696	3/8" x 6"
106-440	1/4" x 2-1/2"	106-CLOSE-8	1/2" x 1-1/8"
106-448	1/4" x 3"	106-824	1/2" x 1-1/2"
106-456	1/4" x 3-1/2"	106-832	1/2" x 2"
106-464	1/4" x 4"	106-840	1/2" x 2-1/2"
106-472	1/4" x 4-1/2"	106-848	1/2" x 3"

BRASS PIPE FITTINGS - CONT'D

*ALSO AVAILABLE IN LEAD FREE

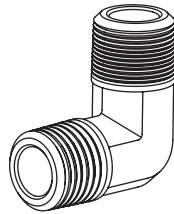
BRASS STREET ELBOW • 310

No.	MIP x FIP
310-2	1/8" x 1/8"
310-4	1/4" x 1/4"
310-6	3/8" x 3/8"
310-8	1/2" x 1/2"
310-12	3/4" x 3/4"



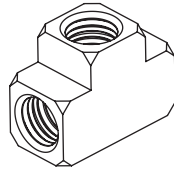
BRASS DOUBLE MALE ELBOW • 310-M

No.	MIP
310-M-2	1/8"
310-M-4	1/4"
310-M-6	3/8"
310-M-8	1/2"
310-M-42	1/4" x 1/8"
310-M-64	3/8" x 1/4"
310-M-86	1/2" x 3/8"



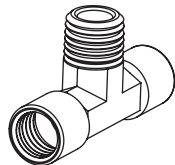
BRASS TEE • 311

No.	FIP
311-2	1/8"
311-4	1/4"
311-6	3/8"
311-8	1/2"
311-12	3/4"



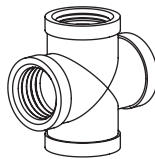
BRASS MALE BRANCH TEE • 312

No.	MIP x FIP
311-2	1/8" x 1/8"
311-4	1/4" x 1/4"
311-6	3/8" x 3/8"
311-8	1/2" x 1/2"



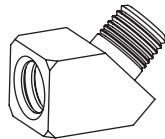
BRASS CROSS • 314

No.	FIP
314-2	1/8"
314-4	1/4"
314-6	3/8"
314-8	1/2"



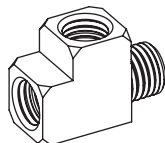
BRASS 45° STREET ELBOW • 315

No.	FIP
315-2	1/8"
315-4	1/4"
315-6	3/8"
315-8	1/2"



BRASS STREET TEE • 316

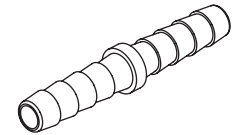
No.	MIP x FIP
316-2	1/8" x 1/8"
316-4	1/4" x 1/4"
316-6	3/8" x 3/8"



BRASS HOSE BARB FITTINGS

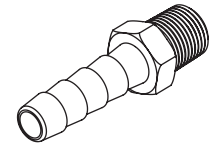
BRASS SPLICER • 201

No.	Hose I.D.
201-4	1/4"
201-5	5/16"
201-6	3/8"
201-8	1/2"
201-12	3/4" x 3/4"



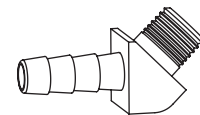
BRASS MALE BARB • 202

No.	Hose I.D. x MIP	No.	Hose I.D. x MIP
202-22	1/8" x 1/8"	202-812	1/2" x 3/4"
202-32	3/16" x 1/8"	202-106	5/8" x 3/8"
202-34	3/16" x 1/4"	202-108	5/8" x 1/2"
202-42	1/4" x 1/8"	202-1012	5/8" x 3/4"
202-44	1/4" x 1/4"	202-126	3/4" x 3/8"
202-46	1/4" x 3/8"	202-128	3/4" x 1/2"
202-48	1/4" x 1/2"	202-1212	3/4" x 3/4"
202-52	5/16" x 1/8"	202-1612	1" x 3/4"
202-54	5/16" x 1/4"	202-1616	1" x 1"
202-56	5/16" x 3/8"		
202-62	3/8" x 1/8"		
202-64	3/8" x 1/4"		
202-66	3/8" x 3/8"		
202-612	3/8" x 3/4"		
202-68	3/8" x 1/2"		
202-84	1/2" x 1/4"		
202-86	1/2" x 3/8"		
202-88	1/2" x 1/2"		



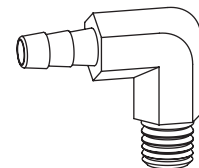
BRASS 45° ELBOW BARB • 202-45

No.	Hose I.D. x MIP
202-45-42	1/4" x 1/8"
202-45-62	3/8" x 1/8"
202-45-64	3/8" x 1/4"
202-45-66	3/8" x 3/8"
202-45-84	1/2" x 1/4"
202-45-106	5/8" x 3/8"



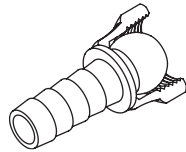
BRASS 90° ELBOW BARB • 202-90

No.	Hose I.D. x MIP
202-90-42	1/4" x 1/8"
202-90-44	1/4" x 1/4"
202-90-46*	1/4" x 3/8"
202-90-52	5/16" x 1/8"
202-90-54	5/16" x 1/4"
202-90-56	5/16" x 3/8"
202-90-62	3/8" x 1/8"
202-90-64	3/8" x 1/4"
202-90-66	3/8" x 3/8"
202-90-68	3/8" x 1/2"
202-90-86	1/2" x 3/8"
202-90-84	1/2" x 1/4"
202-90-106	5/8" x 3/8"
202-90-108	5/8" x 1/2"



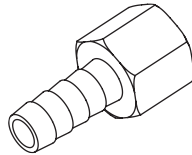
BRASS FEMALE BARB SWIVEL BALL SEAT • 203

No.	Hose I.D. x FIP
203-44	1/4" x 1/4"
203-54	5/16" x 1/4"
203-64	3/8 x 1/4"
203-66	3/8 x 3/8"
203-88	1/2" x 1/2"



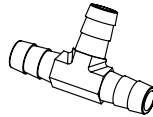
BRASS FEMALE BARB SOLID • 204

No.	Hose I.D. x FIP
204-42	1/4" x 1/8"
204-44	1/4" x 1/4"
204-46	1/4" x 3/8"
204-52	5/16" x 1/8"
204-54	5/16" x 1/4"
204-62	3/8" x 1/8"
204-64	3/8 x 1/4"
204-66	3/8 x 3/8"
204-68	3/8" x 1/2"
204-84	1/2" x 1/4"
204-86	1/2" x 3/8"
204-88	1/2" x 1/2"



BRASS FEMALE BARB SOLID • 204

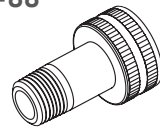
No.	Hose I.D.
205-444-LF	1/4"
205-555-LF	5/16"
205-666-LF	3/8"



BRASS GARDEN HOSE FITTINGS

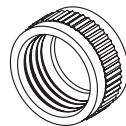
GARDEN HOSE • GH-88

No.	FHT x MIP
GH-88-124	3/4" x 1/4"
GH-88-126	3/4" x 3/8"



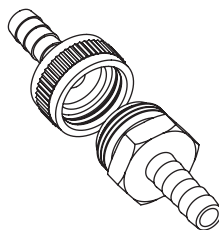
NUT FOR MENDER • GH-94

No.	O.D.
GH-94	3/4"



HOSE MENDER

Complete Hose Mender	
MFGH-91	1/2" Barbs
MFHG-92	5/8" Barbs
MFGH-93	3/4" Barbs
Male Hose Barb	
MGH-91	1/2" Barbs x 3/4" MHT
MHG-92	5/8" Barbs x 3/4" MHT
MGH-93	3/4" Barbs x 3/4" MHT
Female Swivel Hose Barb	
FGH-91	1/2" Barbs x 3/4" FHT
FHG-92	5/8" Barbs x 3/4" FHT
FGH-93	3/4" Barbs x 3/4" FHT



HOSE CAP • H-1-C-W

No.	F.H.T.
H-1-C-W	3/4"

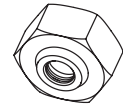


BRASS GARDEN HOSE FITTINGS - CONT'D

No.	MHT x MIP
H-1	3/4" x 3/8"



No.	FHT x FIP
H-1-D	3/4" x 1/8"



No.	MHT x FIP
H-2	3/4" x 3/8"



No.	MHT x FIP
H-3	3/4" x 1/2"



No.	MHT x MIP x FIP
H-4	3/4" x 3/4" x 1/2"



No.	MHT x MIP
H-5	3/4" x 1/2"



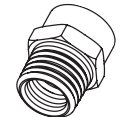
No.	MHT x MIP
H-5-M	3/4" x 3/4"



No.	MHT x FIP
H-6	3/4" x 3/4"



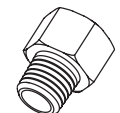
No.	FHT x MIP x FIP
H-7	3/4" x 3/4" x 1/2"



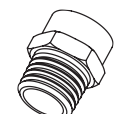
No.	MHT x MHT
H-8	3/4" x 3/4"



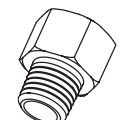
No.	FHT x MIP
H-10	3/4" x 1/2"



No.	FHT x MIP
H-10-A	3/4" x 3/4"



No.	FHT x MIP x SWT (nominal)
H-11	3/4" x 1/2" x 1/2"





BRASS GARDEN HOSE FITTINGS - CONT'D


No.	FHT x FHT	
H-14	3/4" x 3/4"	


No.	FHT x FIP	
H-15	3/4" x 1/2"	


No.	FHT x FIP	
H-15-A	3/4" x 3/4"	

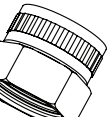
No.	MHT x MIP x SWT (nominal)	
H-16	3/4" x 1/2" x 1/2"	

No.	FHT x FIP (Swivel)	
S-1-W	3/4" x 1/2"	


No.	FHT x FIP (Swivel)	
S-2-W	3/4" x 3/4"	

No.	FHT x FHT (Swivel)	
S-3-W	3/4" x 3/4"	

No.	FHT x FIP (Swivel) hex	
S-1-HEX	3/4" x 1/2"	

No.	FHT x FIP (Swivel) hex	
S-2-HEX	3/4" x 3/4"	

BRASS HOSE • HOSE-Y

No.	MXF	
HOSE-Y		

RED RUBBER WASHER • RRW

No.		
RRW		

BRASS POL BOTTLED GAS FITTINGS

STANDARD POL NUT • 1600

No.	HEX	THREAD
1600	7/8"	.880-14LH



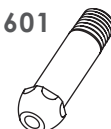
LARGE HEX POL NUT • 1600-LH

No.	HEX	THREAD
1600-LH	1-1/8"	.880-14LH



STANDARD POL TAILPIECE • 1601

No.	MIP
1601	1/4"



POL CAP • 1602

No.	HEX	THREAD
1602	1-1/8"	.880-14LH



POL PLUG • 1602

No.	HEX	EXT. THREAD
1603	7/8"	.880-14LH



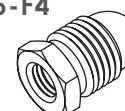
POL X FLARE ADAPTER • 1604

No.	O.D.	THREAD
1604-6	3/8"	.880-14LH
1604-8	1/2"	.880-14LH
1604-10	5/8"	.880-14LH



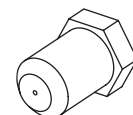
POL X PIPE ADAPTER • 1605-F4

No.	FPT	THREAD
1605-F4	1/4"	.880-14LH



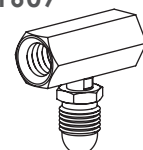
CAP ORIFICE • 1606

No.	DRILL	THREAD
1606-72	.72	3/8-27
1606-80	.80	3/8-27



MANIFOLD TEE BLOCK • 1607

No.	INT./EXT. THREAD
1607	.880-14LH
1607-WC	.880-14LH (with check)



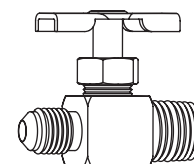
with check

BRASS NEEDLE VALVES

*ALSO AVAILABLE IN LEAD FREE

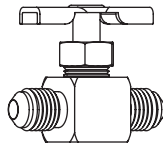
BRASS X FLARE MALE • 85

No.	O.D. x MIP
85-42	1/4" x 1/8"
85-44	1/4" x 1/4"
85-52	5/16" x 1/8"
85-54	5/16" x 1/4"
85-64	3/8" x 1/4"



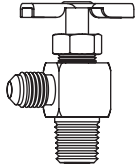
BRASS FLARE X FLARE • 86

No.	O.D.
86-4	1/4"
86-6	3/8"



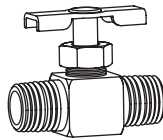
BRASS FLARE X MALE ELBOW • 87

No.	O.D. x MIP
87-42	1/4" x 1/8"
87-44	1/4" x 1/4"
87-52	5/16" x 1/8"
87-54	5/16" x 1/4"
87-64	3/8" x 1/4"



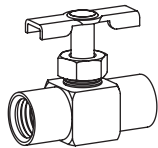
BRASS MALE X MALE • 270

No.	MIP
270-2	1/8"
270-4	1/4"



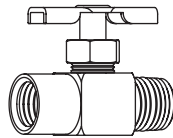
BRASS FEMALE X FEMALE • 271

No.	FIP
271-2	1/8"
271-4	1/4"



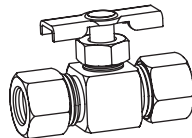
BRASS FEMALE X MALE • 272

No.	FIP x MIP
272-2	1/8" x 1/8"
272-4	1/4" x 1/4"



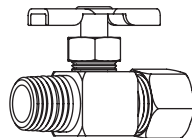
BRASS COMP X COMP • 273

No.	O.D.
273-3	3/16"
273-4	1/4"
273-5	5/16"
273-6	3/8"



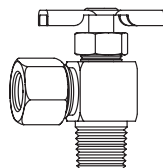
BRASS COMP X MALE • 274

No.	O.D. x MIP
274-32	3/16" x 1/8"
274-42	1/4" x 1/8"
274-44	1/4" x 1/4"
274-52	5/16" x 1/8"
274-54	5/16" x 1/4"
274-64	3/8" x 1/4"



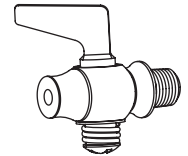
BRASS COMP X MALE ELBOW • 275

No.	O.D. x MIP
275-32	3/16" x 1/8"
275-42	1/4" x 1/8"
275-44	1/4" x 1/4"
275-52	5/16" x 1/8"
275-54	5/16" x 1/4"
275-64	3/8" x 1/4"



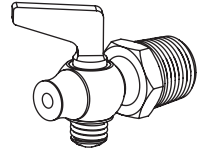
BRASS LEVER HANDLE/ROUND SHOULDER STRAIGHT NOSE

No.	MIP
LAC-12	1/8"
LAC-13	1/4"



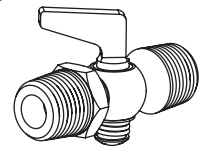
BRASS LEVER HANDLE/HEX SHOULDER STRAIGHT NOSE

No.	MIP
LAC-14	3/8"
LAC-15	1/2"



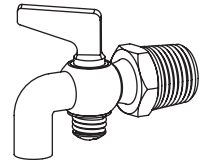
BRASS LEVER HANDLE/HEX SHOULDER MALE X MALE

No.	MIP x MIP
LAC-22	3/8" x 1/8"
LAC-23	1/4" x 1/4"
LAC-24	3/8" x 3/8"



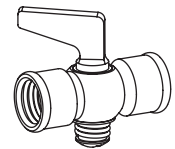
BRASS LEVER HANDLE/HEX SHOULDER BIBB NOSE

No.	MIP
LAC-29	1/8"
LAC-30	1/4"
LAC-31	3/8"
LAC-32	1/2"



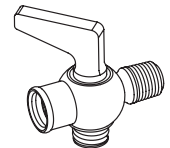
BRASS LEVER HANDLE/ROUND SHOULDER FEMALE X FEMALE

No.	FIP x FIP
LAC-43	1/8" x 1/8"
LAC-44	1/4" x 1/4"
LAC-45	3/8" x 3/8"
LAC-45-B	1/2" x 1/2"



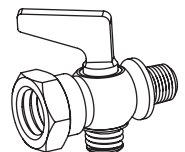
BRASS LEVER HANDLE/ROUND SHOULDER FEMALE X MALE

No.	FIP x MIP
LAC-46	1/8" x 1/8"
LAC-47	1/4" x 1/4"
LAC-48	3/8" x 3/8"
LAC-48-B	1/2" x 1/2"



BRASS LEVER HANDLE/ROUND SHOULDER FEMALE X MALE

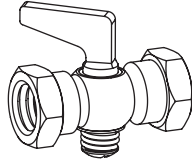
No.	FIP x MIP
LAC-52	1/8" x 1/8"
LAC-53	1/4" x 1/4"
LAC-54	3/8" x 3/8"
LAC-54-B	1/2" x 1/2"



BRASS AIR COCKS

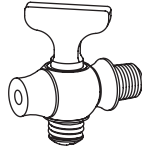
BRASS LEVER HANDLE/HEX SHOULDER FEMALE X FEMALE

No.	FIP x FIP
LAC-58	1/8" x 1/8"
LAC-59	1/4" x 1/4"
LAC-60	3/8" x 3/8"
LAC-60-B	1/2" x 1/2"



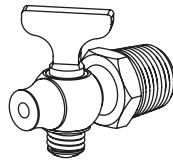
BRASS TEE HANDLE/ROUND SHOULDER STRAIGHT NOSE

No.	MIP
TAC-6	1/8"
TAC-7	1/4"



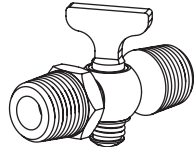
BRASS TEE HANDLE/HEX SHOULDER STRAIGHT NOSE

No.	MIP
TAC-8	3/8"
TAC-9	1/4"



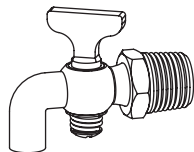
BRASS TEE HANDLE/HEX SHOULDER MALE X MALE

No.	MIP x MIP
TAC-18	1/8" x 1/8"
TAC-19	1/4" x 1/4"
TAC-20	3/8" x 3/8"
TAC-21	1/2" x 1/2"



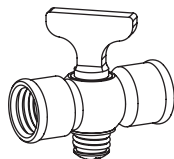
BRASS TEE HANDLE/HEX SHOULDER BIBB NOSE

No.	MIP
TAC-26	1/8"
TAC-27	1/4"
TAC-28	3/8"
TAC-33	1/2"



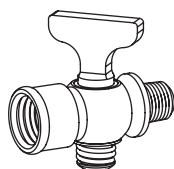
BRASS TEE HANDLE/ROUND SHOULDER FEMALE X FEMALE

No.	FIP x FIP
TAC-37	1/8" x 1/8"
TAC-38	1/4" x 1/4"
TAC-39	3/8" x 3/8"
TAC-39-B	1/2" x 1/2"



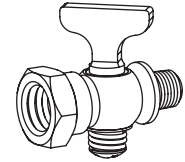
BRASS TEE HANDLE/ROUND SHOULDER FEMALE X MALE

No.	FIP x MIP
TAC-40	1/8" x 1/8"
TAC-41	1/4" x 1/4"
TAC-42	3/8" x 3/8"
TAC-42-B	1/2" x 1/2"



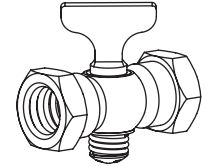
BRASS TEE HANDLE/HEX SHOULDER FEMALE X MALE

No.	FIP x MIP
TAC-49	1/8" x 1/8"
TAC-50	1/4" x 1/4"
TAC-51	3/8" x 3/8"
TAC-51-B	1/2" x 1/2"



BRASS TEE HANDLE/HEX SHOULDER FEMALE X FEMALE

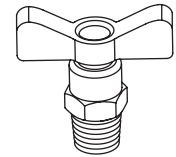
No.	FIP x FIP
TAC-55	1/8" x 1/8"
TAC-56	1/4" x 1/4"
TAC-57	3/8" x 3/8"
TAC-57-B	1/2" x 1/2"



BRASS DRAIN COCKS

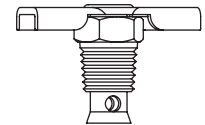
BRASS HEAVY DUTY • 290

No.	MIP
290-2	1/8"
290-4	1/4"
290-6	3/8"



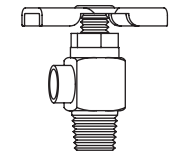
BRASS EXTERNAL SEAT • 295

No.	MIP
295-2	1/8"
295-4	1/4"
295-6	3/8"




BRASS ANGLE W/ HOSE EXTENSION • 296

No.	MIP
296-2	1/8"
296-4	1/4"



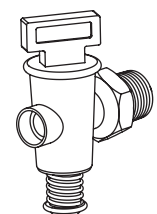
BRASS LEVER HANDLE • 297

No.	MIP
297-2	1/8"
297-4	1/4"
297-6	3/8"
297-8	1/2"



BRASS TEE HANDLE • 297-T

No.	MIP
297-T-2	1/8"
297-T-4	1/4"




BRASS 3 & 4 WAY VALVES

BRASS 4-WAY FUEL VALVE SHORT HANDLE • 6747

No.	FIP
6747	1/4"
6747-WC	1/4" (with click)

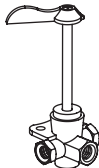
(3 inlets & 1 outlet)



BRASS 4-WAY FUEL VALVE LONG HANDLE • 6748

No.	FIP
6748	1/4"
6748-WC	1/4" (with click)


(3 inlets & 1 outlet)



BRASS 3-WAY FUEL VALVE • 6749

No.	FIP
6749	1/4"
6749-WC	1/4" (with click)

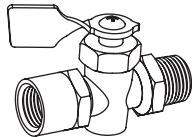
(2 inlets & 1 outlet)



BRASS MARINE FUEL VALVES

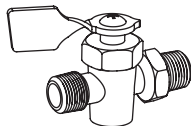
FEMALE X MALE • M-670

No.	FIP x MIP
M-670-22	1/8" x 1/8"
M-670-44	1/4" x 1/4"



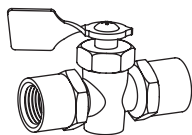
MALE X MALE • M-671

No.	MIP x MIP
M-671-44	1/4" x 1/4"



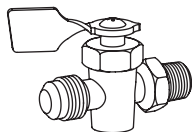
FEMALE X FEMALE • M-672

No.	FIP x FIP
M-672-22	1/8" x 1/8"
M-672-44	1/4" x 1/4"



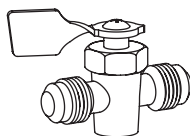
FLARE X MALE • M-675

No.	O.D. x MIP
M-675-64	3/8" x 1/4"



FLARE X FLARE • M-676

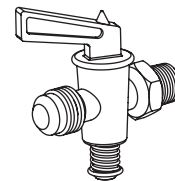
No.	O.D. x O.D.
M-676-66	3/8" x 3/8"



BRASS SHUTOFF COCKS

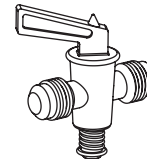
BRASS FLARE X MALE • 185

No.	O.D. x MIP
185-42	1/4" x 1/8"
185-44	1/4" x 1/4"
185-52	5/16" x 1/8"
185-54	5/16" x 1/4"
185-64	3/8" x 1/4"
185-66	3/8" x 3/8"
185-86	1/2" x 3/8"



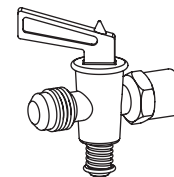
BRASS FLARE X FLARE • 186

No.	O.D.
186-4	1/4"
186-5	5/16"
186-6	3/8"
186-8	1/2"



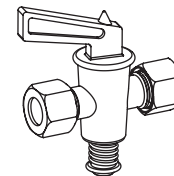
BRASS FLARE X FEMALE • 187

No.	O.D.
187-66	3/8" x 3/8"
187-68	3/8" x 1/2"
187-88	1/2" x 1/2"



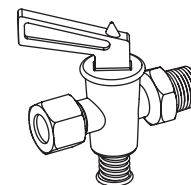
BRASS COMP X COMP • 285

No.	O.D.
285-4	1/4"
285-5	5/16"
285-6	3/8"
285-8	1/2"



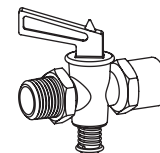
BRASS COMP X MALE • 286

No.	O.D. x MIP
286-42	1/4" x 1/8"
286-44	1/4" x 1/4"
286-52	5/16" x 1/8"
286-54	5/16" x 1/4"
286-64	3/8" x 1/4"
286-66	3/8" x 3/8"



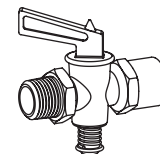
BRASS MALE X FEMALE • 287

No.	MIP x FIP
287-2	1/8" x 1/8"
287-4	1/4" x 1/4"
287-6	3/8" x 3/8"



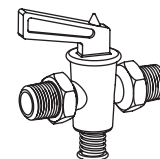
BRASS FEMALE X FEMALE • 288

No.	FIP
288-2	1/8"
288-4	1/4"
288-6	3/8"



BRASS MALE X MALE • 289

No.	MIP
289-2	1/8"
289-4	1/4"
289-6	3/8"



BRASS LAVATORY SUPPLIES


BRASS LAVATORY NOSEPIECE • 121

No.	O.D.
121-6	3/8"



BASINCOCK TAILPIECE • 126

No.	MIP x Length
126-424	3/8" x 1-1/2"
126-432	1/4" x 2"
126-448	1/4" x 3"



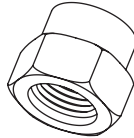
BRASS BALLCOCK TAILPIECE • 127

No.	MIP x Length
127-624	3/8" x 1-1/2"



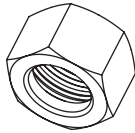
BRASS BALLCOCK COUPLING NUT • 128

No.	
128-1211	Standard for tailpiece
128-128*	Slips 1/2" O.D. tubing



BRASS BASINCOCK COUPLING NUT • 129

No.	
129-4	Standard for tailpiece
129-6	Slips 3/8" O.D. tubing
169-7	Slips 7/16 O.D. tubing
129-9	Slips 9/16" O.D. tubing



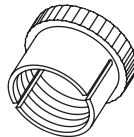
BRASS OVERFLOW TUBE CONVERTER • 130

No.	
130-161820	Small 1-1/8-27
	Large 1-1/4-27
	Inside 1-27



BRASS ESCUTCHEON NIPPLE HOLDER • 131

No.	
131-SOL	Solid
131-SPL	Split



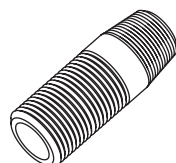
BRASS TRAP CLEANOUT PLUG • 190

No.	male thread	finish
190-16-RB	1"	rough brass
190-16-NI	1"	nickel plated
190-16-CHR	1"	chrome plated



BRASS SPECIAL ESCUTCHEON NIPPLE • 231

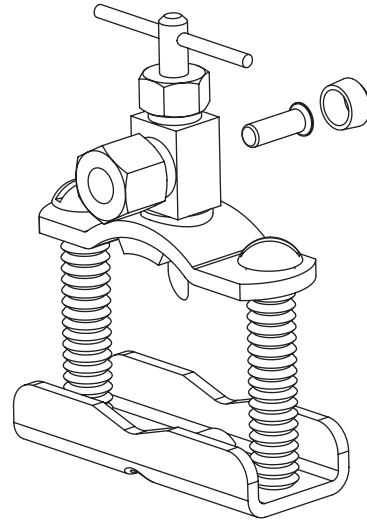
No.	finish
231	Straight 3/8" IPS thread one end. sharp tapered thread other end



ADDITIONAL BRASS PRODUCTS

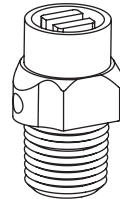
*ALSO AVAILABLE IN LEAD FREE

SELF-PIERCING VALVE CLAMP KIT • 12-CV



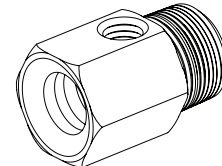
No.	O.D. x MIP	
12-CV-4	1/4" x 1/8"	Clamp fits from 3/8" O.D. tubing through 1.315" O.D. tube or pipe. Outlet is for 1/4" O.D. tubing. Kit contains plastic sleeve and brass insert for .040 wall plastic tube installation.
12-CV-4-B1		

AIR VALVE COMBINATION COIN/KEY • 136



No.	MIP	No.	MIP
136-2	1/8" (nickel plated)	136-KEY	1/8" (nickel plated)

EVAPORATIVE COOLER FITTING • 309-8-R

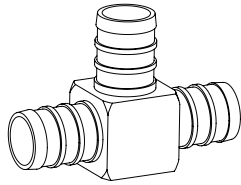


No.	Description
309-8-R	1/2" MIP x 1/2" FIP x 1/8" FIP 1/2" male pipe x 1/2" female pipe with 1/8 FE tap
309-12-R	3/4" MIP x 3/4" FIP x 1/8" FIP 3/4" male pipe x 3/4" female pipe with 1/8 FE tap
309-12-H	3/4" MHT x 3/4" FHT x 1/8" FIP 3/4" male pipe x 3/4" female pipe with 1/8 FE tap

BRASS PEX FITTINGS

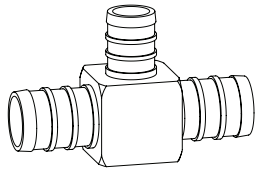
*ALSO AVAILABLE IN LEAD FREE

TEE PEX x PEX x PEX



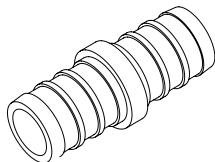
No.	SIZE	WEIGHT	QUALITY	
			INNER	MASTER
PX-T-8	1/2"	0.058	50	500
PX-T-12	3/4"	0.107	25	250
PX-T-16	1"	0.291	15	120

TEE PEX (REDUCING)



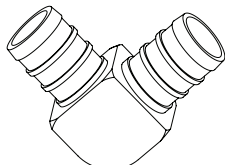
No.	SIZE	WEIGHT	QUALITY	
			INNER	MASTER
PX-T-R-8-812	1/2" x 1/2" x 3/4"	0.082	25	250
PX-T-R-12-8-8	3/4" x 1/2" x 1/2"	0.088	25	250
PX-T-R-12-8-12	3/4" x 1/2" x 3/4"	0.111	25	250
PX-T-R-12-12-8	3/4" x 3/4" x 1/2"	0.091	25	250
PX-T-R-12-12-16	3/4" x 3/4" x 1"	0.304	15	120
PX-T-R-16-12-8	1" x 3/4" x 1/2"	0.312	15	120
PX-T-R-16-12-12	1" x 3/4" x 3/4"	0.241	15	120
PX-T-R-16-16-8	1" x 1" x 1/2"	0.264	15	120
PX-T-R-16-16-12	1" x 1" x 3/4"	0.295	15	120

COUPLING PEX x PEX



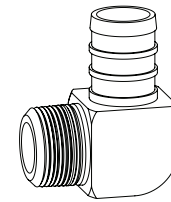
No.	SIZE	WEIGHT	QUALITY	
			INNER	MASTER
PX-C-8	1/2"	0.029	50	1000
PX-C-12-8	3/4" x 1/2"	0.044	25	500
PX-C-12	3/4"	0.044	25	500
PX-C-16-12	1" x 3/4"	0.055	15	120
PX-C-16-16	1"	0.057	15	120

ELBOW PEX x PEX



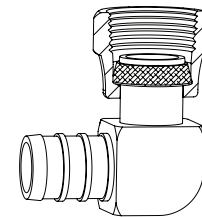
No.	SIZE	WEIGHT	QUALITY	
			INNER	MASTER
PX-EL-8	1/2"	0.044	50	750
PX-EL-12	3/4"	0.079	25	300
PX-EL-16	1"	0.166	15	150

ELBOW PEX x MPT



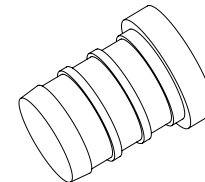
No.	SIZE	WEIGHT	QUALITY	
			INNER	MASTER
PX-EL-MA-88	1/2" x 1/2"	0.179	50	250

SWIVEL ELBOW F (STRAIGHT THREAD) PLASTIC/BRASS NUT x PEX



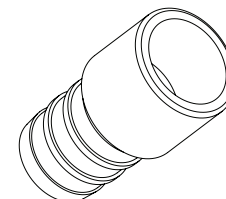
No.	SIZE	WEIGHT	QUALITY	
			INNER	MASTER
PX-SWV-EL-FIP-8	1/2" FIP plastic nut	0.097	50	200

PLUG - PEX



No.	SIZE	WEIGHT	QUALITY	
			INNER	MASTER
PX-PG-8	1/2"	0.022	25	1500
PX-PG-12	3/4"	0.04	25	1000
PX-PG-16	1"	0.091	15	120

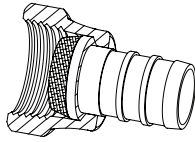
ADAPTER PEX x F SWEAT



No.	SIZE	WEIGHT	QUALITY	
			INNER	MASTER
PX-ADFESWT-8-8	1/2" x 1/2"	0.038	50	500
PX-ADFESWT-8-12	1/2" x 3/4"	1.344	50	500
PX-ADFESWT-12-12	3/4" x 3/4"	0.084	25	250
PX-ADFESWT-16-16	1" x 1"	0.163	15	120

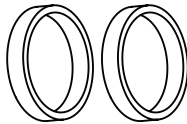
BRASS PEX FITTINGS

SWIVEL ADAPTER PEX x (STRAIGHT THREAD) PLASTIC/BRASS NUT



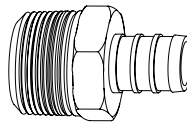
No.	SIZE	WEIGHT	QUALITY	
			INNER	MASTER
PX-SWVADT-FE-8-8	1/2" pex x SW fe adaptor	0.16	25	250

CRIMP RINGS



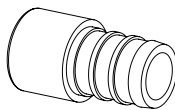
No.	SIZE	WEIGHT	QUALITY	
			INNER	MASTER
PX-CR-6	3/8"	0.011	100	3000
PX-CR-8	1/2"	0.013	100	3000
PX-CR-12	3/4"	0.018	100	3000
PX-CR-16	1"	0.025	100	2000

ADAPTER PEX x MPT



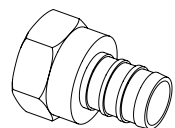
No.	SIZE	WEIGHT	QUALITY	
			INNER	MASTER
PX-ADT-MA-8-8	1/2" x 1/2"	0.084	50	500
PX-ADT-MA-8-12	1/2" x 3/4"	0.132	50	250
PX-ADT-MA-12-12	3/4" x 3/4"	0.135	25	250
PX-ADT-MA-16-16	1" x 1"	0.242	15	120
PX-ADT-MA-16-12	1" x 3/4"	0.22	15	120

ADAPTER PEX x M SWEAT



No.	SIZE	WEIGHT	QUALITY	
			INNER	MASTER
PX-ADMA-SW-8-8	1/2" x 1/2" m sweat	0.034	50	500
PX-ADMA-SW-8-12	1/2" x 3/4"	0.071	50	500
PX-ADMA-SW-12-12	3/4" x 3/4"	0.066	25	250
PX-ADMA-SW-16-16	1" x 1" m sweat	0.151	15	120

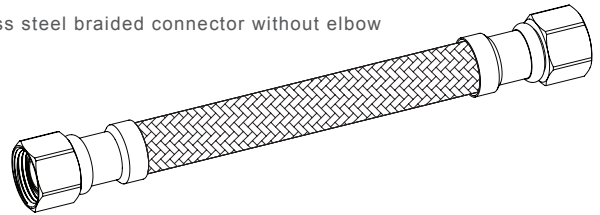
ADAPTER PEX x FPT



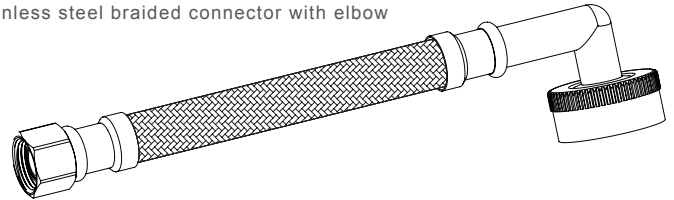
No.	SIZE	WEIGHT	QUALITY	
			INNER	MASTER
PX-ADT-FE-8-8	1/2" x 1/2"	0.1	50	500
PX-ADT-FE-8-12	1/2" x 3/4"	0.152	50	250
PX-ADT-FE-12-12	3/4" x 3/4"	0.152	25	250
PX-ADT-FE-16-16	1" x 1"	0.26	15	120

STAINLESS STEEL BRAIDED CONNECTORS

Stainless steel braided connector without elbow



Stainless steel braided connector with elbow



DISHWASHER CONNECTORS (See Above)

No.	Description
60DWH-6	60" Dishwasher connector 3/8" comp
72DWH-6	72" Dishwasher connector 3/8" comp
96DWH-6	96" Dishwasher connector 3/8" comp
120DWH-6	120" Dishwasher connector 3/8" comp
60DWH-6-EL	60" Dishwasher connector 3/8" comp w/ elbow
72DWH-6-EL	72" Dishwasher connector 3/8" comp w/ elbow
96DWH-6-EL	96" Dishwasher connector 3/8" comp w/ elbow
120DWH-6-EL	120" Dishwasher connector 3/8" comp w/ elbow

No.	Description
48DWH-612-EL	48" Dishwasher 3/8" comp 3/4" FHT w/ elbow
60DWH-612-EL	60" Dishwasher 3/8" comp 3/4" FHT w/ elbow
72DWH-612-EL	72" Dishwasher 3/8" comp 3/4" FHT w/ elbow
96DWH-612-EL	96" Dishwasher 3/8" comp 3/4" FHT w/ elbow

ICE MAKER CONNECTORS (See Above)

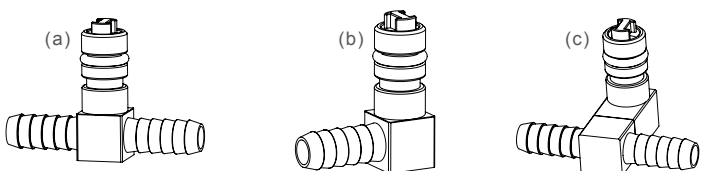
No.	Description
60IM-4-LF	60" 1/4" comp ice maker connector lead free
72IM-4-LF	72" 1/4" comp ice maker connector lead free

DISHWASHER ELBOWS



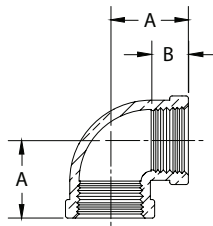
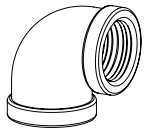
No.	Description
DW-EL-6-A	Brass dishwasher elbow (a)
DW-EL-6-B	Brass dishwasher elbow body (b)

BEVERAGE INDUSTRY PARTS



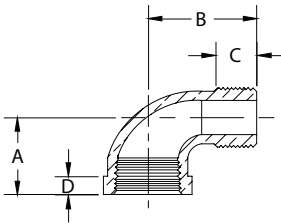
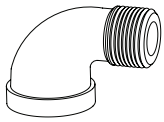
No.	Description
1520-000	Brass 1/4 tee flojet with shutoff (a)
1521-000	Brass 1/4 elbow flojet with shutoff (b)
1522-000	Brass 1/4 offset tee with shutoff pump (c)

ELBOWS • 90



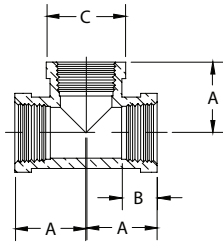
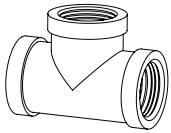
BRONZE NO.	SIZE	A	B	C	D	QUALITY	
						MASTER	INNER
BF-90EL-2	1/8"	0.54	0.26			600	24/25
BF-90EL-4	1/4"	0.71	0.35			300	12/25
BF-90EL-6	3/8"	0.82	0.37			300	12/25
BF-90EL-8	1/2"	1.01	0.45			200	8/25
BF-90EL-12	3/4"	1.18	0.52			100	4/25
BF-90EL-16	1"	1.43	0.60			75	3/25
BF-90EL-20	1-1/4"	1.69	0.67			50	5/10
BF-90EL-24	1-1/2"	1.84	0.70			35	7/5
BF-90EL-32	2"	2.12	0.76			20	10/2
BF-90EL-40	2-1/2"	2.70	0.93			10	2/5

STREET ELBOWS • 90



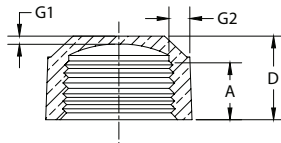
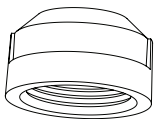
BRONZE NO.	SIZE	A	B	C	D	QUALITY	
						MASTER	INNER
BF-STEL-2	1/8"	0.55	0.92	0.28	0.26	600	24/25
BF-STEL-4	1/4"	0.72	1.11	0.41	0.35	600	24/25
BF-STEL-6	3/8"	0.83	1.24	0.41	0.37	300	12/25
BF-STEL-8	1/2"	1.03	1.51	0.54	0.45	200	8/25
BF-STEL-12	3/4"	1.19	1.66	0.55	0.52	100	4/25
BF-STEL-16	1"	1.43	1.98	0.69	0.60	75	3/25
BF-STEL-20	1-1/4"	1.71	2.26	0.71	0.67	40	4/10
BF-STEL-24	1-1/2"	1.87	2.46	0.75	0.70	35	7/5
BF-STEL-32	2"	2.14	2.88	0.78	0.76	20	10/2
BF-STEL-40	2-1/2"	2.70	3.86	1.14	0.93	10	5/2

TEES



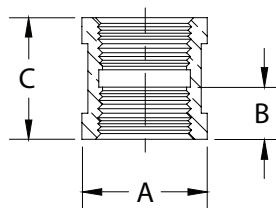
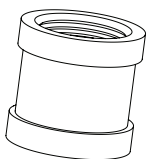
BRONZE NO.	SIZE	A	B	C	D	QUALITY	
						MASTER	INNER
BF-T-2	1/8"	0.55	0.26	0.67		600	24/25
BF-T-4	1/4"	0.72	0.35	0.81		300	12/25
BF-T-6	3/8"	0.83	0.37	1.00		200	8/25
BF-T-8	1/2"	1.03	0.45	1.17		100	4/25
BF-T-12	3/4"	1.19	0.52	1.42		75	3/25
BF-T-16	1"	1.43	0.60	1.72		40	4/10
BF-T-20	1-1/4"	1.71	0.67	2.10		35	7/5
BF-T-24	1-1/2"	1.87	0.70	2.38		24	6/4
BF-T-32	2"	2.14	0.76	2.92		15	3/5
BF-T-40	2-1/2"	2.70	0.93	3.49		8	4/2

CAPS



BRONZE NO.	SIZE	A	B	C	D	QUALITY	
						MASTER	INNER
BF-CAP-2	1/8"	0.08	0.09	0.25	0.48	1400	56/25
BF-CAP-4	1/4"	0.08	0.10	0.32	0.69	1400	56/25
BF-CAP-6	3/8"	0.09	0.11	0.36	0.64	600	24/25
BF-CAP-8	1/2"	0.09	0.12	0.45	0.76	300	12/25
BF-CAP-12	3/4"	0.10	0.13	0.50	0.84	200	8/25
BF-CAP-16	1"	0.11	0.15	0.58	0.99	200	8/25
BF-CAP-20	1-1/4"	0.12	0.17	0.67	1.10	100	4/25
BF-CAP-24	1-1/2"	0.13	0.19	0.70	1.15	100	4/25
BF-CAP-32	2"	0.15	0.22	0.75	1.32	70	2/35
BF-CAP-40	2-1/2"	0.17	0.25	0.92	1.70	35	7/5

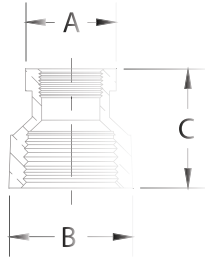
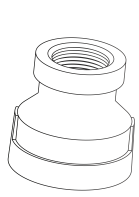
COUPLINGS



BRONZE NO.	SIZE	A	B	C	D	QUALITY	
						MASTER	INNER
BF-COUP-2	1/8"	0.67	0.26	0.80		600	24/25
BF-COUP-4	1/4"	0.81	0.32	0.97		600	24/25
BF-COUP-6	3/8"	1.00	0.36	1.05		300	12/25
BF-COUP-8	1/2"	1.17	0.43	1.29		200	8/25
BF-COUP-12	3/4"	1.42	0.50	1.43		100	4/25
BF-COUP-16	1"	1.72	0.58	1.68		100	4/25
BF-COUP-20	1-1/4"	2.10	0.67	1.86		75	3/25
BF-COUP-24	1-1/2"	2.38	0.70	1.92		50	5/10
BF-COUP-32	2"	2.92	0.75	2.20		30	15/2
BF-COUP-40	2-1/2"	3.59	0.94	2.88		18	9/2

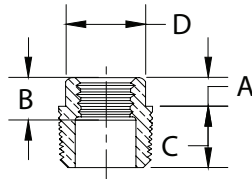
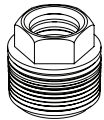
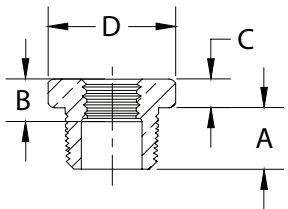
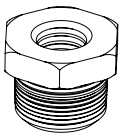
BRONZE CAST FITTINGS

RD. COUPLINGS



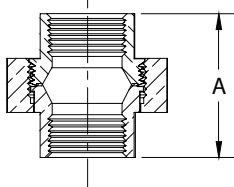
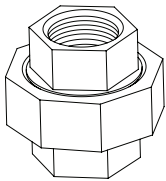
BRONZE NO.	SIZE	A	B	C	D	QUALITY	
						MASTER	INNER
BF-RCOUP-42	1/4" x 1/8"	0.67	0.81	0.88		600	24/25
BF-RCOUP-62	3/8" x 1/8"	0.67	1.00	0.92		300	12/25
BF-RCOUP-64	3/8" x 1/4"	0.81	1.00	1.01		300	12/25
BF-RCOUP-82	1/2" x 1/8"	0.67	1.17	1.13		300	12/25
BF-RCOUP-84	1/2" x 1/4"	0.81	1.17	1.13		200	8/25
BF-RCOUP-86	1/2" x 3/8"	1.00	1.17	1.17		200	8/25
BF-RCOUP-124	3/4" x 1/4"	0.81	1.42	1.24		200	8/25
BF-RCOUP-126	3/4" x 3/8"	1.00	1.42	1.24		200	8/25
BF-RCOUP-128	3/4" x 1/2"	1.17	1.42	1.36		200	8/25
BF-RCOUP-164	1" x 1/4"	0.81	1.72	1.49		125	5/25
BF-RCOUP-168	1" x 1/2"	1.17	1.72	1.49		100	4/25
BF-RCOUP-1612	1" x 3/4"	1.42	1.72	1.56		100	4/25

BUSHINGS



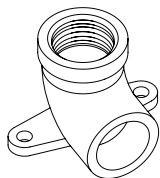
BRONZE NO.	SIZE	A	B	C	D	QUALITY	
						MASTER	INNER
BF-BUSH-42	1/4" x 1/8"	0.44	0.26	0.14	0.64	600	24/25
BF-BUSH-62	3/8" x 1/8"	0.48	0.25	0.16	0.68	600	24/25
BF-BUSH-64	3/8" x 1/4"	0.48	0.40	0.16	0.68	600	24/25
BF-BUSH-82	1/2" x 1/8"	0.56	0.25	0.19	0.87	450	18/25
BF-BUSH-84	1/2" x 1/4"	0.56	0.32	0.19	0.87	450	18/25
BF-BUSH-86	1/2" x 3/8"	0.56	0.41	0.19	0.87	450	18/25
BF-BUSH-122	3/4" x 1/8"	0.63	0.32	0.22	1.16	300	12/25
BF-BUSH-124	3/4" x 1/4"	0.63	0.32	0.22	1.16	300	12/25
BF-BUSH-126	3/4" x 3/8"	0.63	0.36	0.22	1.16	300	12/25
BF-BUSH-128	3/4" x 1/2"	0.63	0.53	0.22	1.16	300	12/25
BF-BUSH-164	1" x 1/4"	0.75	0.32	0.30	1.12	150	6/25
BF-BUSH-166	1" x 3/8"	0.75	0.36	0.30	1.12	150	6/25
BF-BUSH-168	1" x 1/2"	0.75	0.43	0.25	1.42	150	6/25
BF-BUSH-1612	1" x 3/4"	0.75	0.50	0.25	1.42	150	6/25

UNIONS



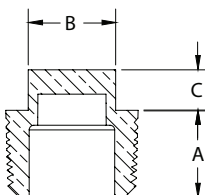
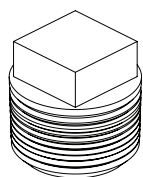
BRONZE NO.	SIZE	A	B	C	D	QUALITY	
						MASTER	INNER
BF-UN-2	1/8"	1.26				300	12/25
BF-UN-4	1/4"	1.44				150	6/25
BF-UN-6	3/8"	1.61				150	6/25
BF-UN-8	1/2"	1.72				75	3/25
BF-UN-12	3/4"	1.84				75	3/25
BF-UN-16	1"	2.06				40	4/10
BF-UN-20	1-1/4"	2.26				35	7/5
BF-UN-24	1-1/2"	2.41				25	5/5
BF-UN-32	2"	2.75				18	9/2
BF-UN-40	2-1/2"	3.22				10	5/2

DROP EAR ELBOW



BRONZE NO.	SIZE	A	B	C	D	QUALITY	
						MASTER	INNER
BF-DEL-8	1/8"					300	6/25
BF-DEL-12	3/4"					300	6/25

CORED PLUG



BRONZE NO.	SIZE	A	B	C	D	QUALITY	
						MASTER	INNER
BF-CPL-2	1/8"	0.27	0.28	0.24		1400	56/25
BF-CPL-4	1/4"	0.41	0.37	0.28		1400	56/25
BF-CPL-6	3/8"	0.41	0.43	0.31		1400	56/25
BF-CPL-8	1/2"	0.54	0.56	0.38		600	24/25
BF-CPL-12	3/4"	0.55	0.62	0.44		300	12/25
BF-CPL-16	1"	0.69	0.81	0.50		200	8/25
BF-CPL-20	1-1/4"	0.71	0.93	0.56		180	18/10
BF-CPL-24	1-1/2"	0.73	1.12	0.62		120	12/10
BF-CPL-32	2"	0.76	1.31	0.68		50	5/10
BF-CPL-40	2-1/2"	1.07	1.50	0.74		40	20/2



CENTURY BRASS PLUMBING
A DIVISION OF LUMINANCE

NATIONAL HEADQUARTERS

721 BROADWAY AVE. SUITE 3 HOLBROOK, NEW YORK 11741

T: 800.794.0224 x1613 OR x1611 | **F:** 800.794.0208

BRANCH LOCATIONS

LOS ANGELES, CA | DALLAS, TX

terry@centurysalesmfg.com