

P94RD Series


Single Packaged Air Conditioner

13.4 SEER2


2 thru 5 Ton Units

Cooling: 22,600 to 57,500

The P94 Series single packaged air conditioners are high efficiency self contained cooling units that can be installed on a slab, roof curb, or metal stand. Heater kits are available as accessory items. Units are ETL and ETLc listed.



2 - 3 Ton Duct View

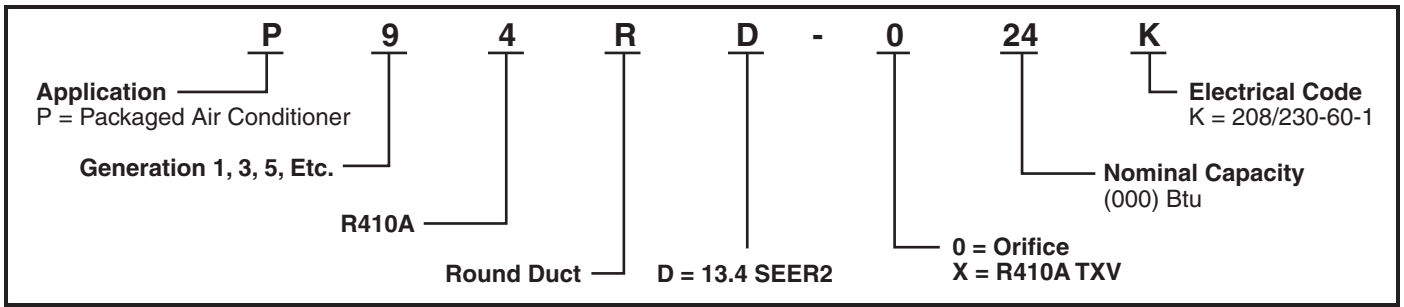


Typical 3.5 - 5 Ton Duct View

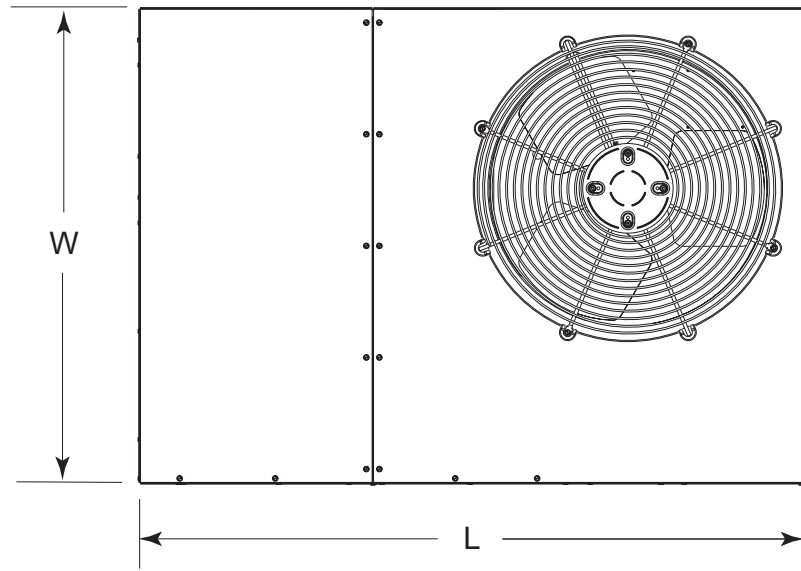
FEATURES and BENEFITS

- **R-410A Refrigerant**
- **Quality Compressor:** State of the art compressor is standard equipment.
- **Hi Pressure Switches:** Ensure long compressor life.
- **All-Aluminum Coils:** Both indoor and outdoor coils are designed to optimize heat transfer, minimize size and cost, and increase durability and reliability.
- **ECM Blower Motor:** Fixed torque energy efficient brushless DC ECM motor, provides 5 speeds.
- **Permanently Lubricated Condenser Motor:** A heavy duty PSC motor for long lasting reliability and quiet operation. Requires no maintenance and is completely protected from rain and snow.
- **Low Voltage Transformer:** Includes 3 Amp fuse to protect low voltage circuit.
- **Liquid Line Filter Drier:** Factory installed at a convenient location for service.
- **Designed Using Galvanized Steel:** With a polyester urethane coat finish, the 950 hour salt spray finish is 1.5 mil thick and resists corrosion.
- **Compact Footprint and Profile:** Make the P7 Series easy to install and transport.
- **0" Clearance:** To combustibles on duct side of the unit allows for installations in tight areas.
- **Wire Guard Coated with Earth Friendly Epoxy and Plastic Mesh Hail Guard:** A guard that will never rust and protects the units coil from being damaged.
- **Raised Base Pan:** Allows water to drain away from the unit.
- **Easy Compressor and Control Access:** Designed to make servicing easier for the contractor, access panels are provided to all controls and the compressor from the front of the unit. Hi/low service ports allow refrigerant access without disrupting operation.
- **Easy Access:** To the evaporator coil for cleaning, blower assembly removal and general maintenance.
- **Drain Trap:** Design optimizes drainage capabilities.
- **Removable Top Grille Assembly:** Allows ease of service to the fan motor.
- **Optional Electric Heat:** Field installed 5 – 20 KW.
- **Notched Base Rail Supports:** Allow units to be set on roof curbs or metal stands.

MODEL IDENTIFICATION CODE



DIMENSIONS

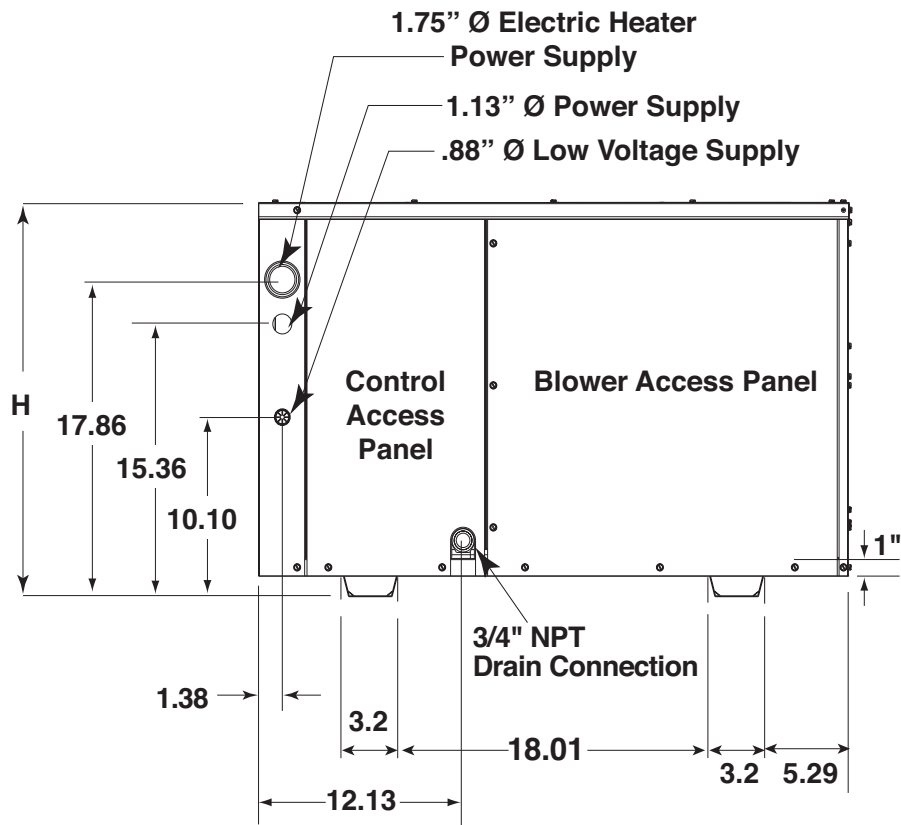


Top View

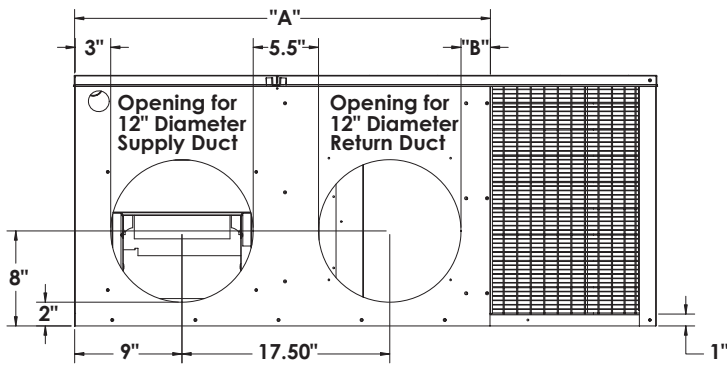
Model No. P94RD	(L) Length	(W) Width	(H) Height	A	B
024K	49	35	22.2	35.02	2.48
030K	49	35	22.2	35.02	2.48
036K	49	35	22.2	35.02	2.48
042K	49	35	30.2	35.02	2.48
048K	49	35	30.2	35.02	2.48
060K	63	35	38.2	35.02	2.48

Model Number P94RD	Return Diameter (in)	Supply Diameter (in)
024K	12	12
030K	12	12
036K	12	12
042K	14	12
048K	14	12
060K	14	12

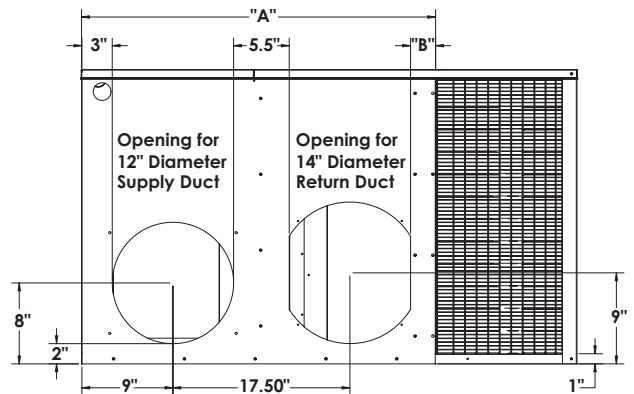
DIMENSIONS Continued



Side View



(2, 2.5, & 3 ton)



(3.5, 4, & 5 ton)

Back (Duct) View

PHYSICAL SPECIFICATIONS

Model No. P94RD		024K	030K	036K	042K	048K	060K
Performance Data	Cooling Btu/h	22,600	29,000	34,600	39,500	46,000	57,500
	SEER2	13.4	13.4	13.4	13.4	13.4	13.4
	EER2-A	10.6	10.6	10.6	10.6	10.6	10.6
	Sound Ratings	73	77	77	76	76	75
Electrical Data	Volts-Cycles-Phase (1)	208/230-60-1					
	Operating Voltage Range	187 - 253					
	Total Amps	14.0	15.9	21.3	25.5	31.9	34.8
	Delay Fuse - Max. (2)	25	25	40	45	60	60
	Min. Circuit Ampacity	17.7	20.3	27.9	32.8	41.8	45.1
Compressor Data	RLA	10.3	12.6	18.6	20.7	27.9	29.3
	LRA	43.0	57.0	79.0	110.0	105.3	134.0
Fan Motor	HP	1/5	1/8	1/8	1/4	1/4	1/4
	Amps	1.0	0.8	0.8	1.5	1.5	1.5
Blower Motor	HP	1/2	1/2	1/2	3/4	3/4	1
	Amps	3.8	3.8	3.8	5.4	5.4	7.0
R410A Refrigerant Charge	Oz.	58.9	49.0	43.2	57.8	50.1	80.0
Approximate Shipping Weight (lbs.)		237	243	246	303	304	394

(1) Operating Voltage Range: 187v min. - 253v max. Amperage and wire size based on refrigeration system only. See electrical data tables for supplemental electric heaters.

(2) HACR Type Circuit Breakers may be used.

ELECTRICAL DATA

Model	Heater kw	Single Circuit		Multiple Supply Circuit Option			
		MCA	MOP	Circuit A (Compressor, Blower & Fan)		Circuit B (Heater)	
				MCA	MOP	MCA	MOP
P94RD-024K	0	15.2	20	-	-	-	-
	5	29.8	30	-	-	-	-
	8	44.3	45	-	-	-	-
	10	54.8	60	-	-	-	-
	15	79.8	80	54.8	60	25	30
P94RD-030K	0	17.2	25	-	-	-	-
	5	29.8	30	-	-	-	-
	8	44.3	45	-	-	-	-
	10	54.8	60	-	-	-	-
	15	79.8	80	54.8	60	25	30
P94RD-036K	0	25.7	40	-	-	-	-
	5	29.8	40	-	-	-	-
	8	44.3	45	-	-	-	-
	10	54.8	60	-	-	-	-
	15	79.8	80	54.8	60	25	30
P94RD-042K	0	29.3	45	-	-	-	-
	5	31.9	45	-	-	-	-
	8	46.3	50	-	-	-	-
	10	56.8	60	-	-	-	-
	15	81.8	90	56.8	60	25	30
	20	106.8	110	56.8	60	50	60
P94RD-048K	0	34.2	50	-	-	-	-
	5	34.2	50	-	-	-	-
	8	46.3	50	-	-	-	-
	10	56.8	60	-	-	-	-
	15	81.8	90	56.8	60	25	30
	20	106.8	110	56.8	60	50	60
P94RD-060K	0	38.9	60	-	-	-	-
	5	38.9	60	-	-	-	-
	8	48.3	60	-	-	-	-
	10	58.8	60	-	-	-	-
	15	83.8	90	58.8	60	25	30
	20	108.8	110	58.8	60	50	60

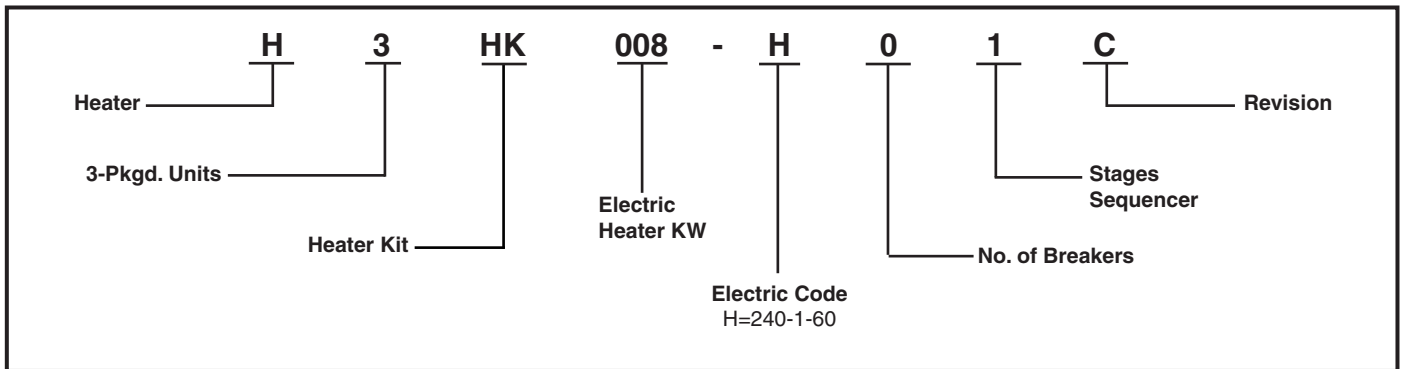
ACCESSORIES

Heater Application Matrix

Model Number P94RD	H3HK-005H-01C 917166C	H3HK-008H-01C 917167C	H3HK-010H-01C 917168C	H3HK-015H-01C 917169C	H3HK-020H-01C 917170C	H3HK-015H-21C 917172C	H3HK-020H-21C 917173C
024K	X	X	X	X	NA	X	NA
030K	X	X	X	X(2)	NA	X	NA
036K	X	X	X	X(2)	NA	X	NA
042K	X	X	X	X(2)	X(2)	X	X
048K	X	X	X	X(2)	X(2)	X	X
060K	X	X	X	X(2)	X(2)	X	X

NA = Not Approved.
 () = Number of internal circuit breaker kits required.
 X = Branch circuit protection only.

Heater Kit Model Identification Code



Accessories

Description	Part Number
4-Pole single circuit adaptor	913350
6-Pole single circuit adaptor	913556
Circuit Breaker Single Phase (2-pole)	913554
Extreme High Wind Kit - Ground Mount	1013934
12" Duct Collar	250101R
14" Duct Collar	250102R

BLOWER PERFORMANCE

HEAT RISE DATA (BASED ON NOMINAL 10KW ELECTRIC HEAT KIT)																	
UNIT	BLOWER SETTING	EXTERNAL STATIC PRESSURE DROP - INCHES WATER COLUMN															
		0.1		0.2		0.3		0.4		0.5		0.6		0.7		0.8	
		CFM	HEAT RISE	CFM	HEAT RISE	CFM	HEAT RISE	CFM	HEAT RISE	CFM	HEAT RISE	CFM	HEAT RISE	CFM	HEAT RISE	CFM	HEAT RISE
024K	Tap T1	789	40	760	42	716	44	647	49	578	55	526	60	463	68	417	76
	Tap T2	969	33	947	33	899	35	852	37	781	40	715	44	660	48	597	53
	Tap T3*	1,160	27	1,128	28	1,094	29	1,049	30	1,004	31	950	33	877	36	814	39
	Tap T4**	1,292	24	1,258	25	1,216	26	1,178	27	1,124	28	1,077	29	1,022	31	963	33
	Tap T5	1,436	22	1,400	23	1,363	23	1,324	24	1,275	25	1,226	26	1,179	27	1,125	28
030K	Tap T1	937	34	917	34	866	36	819	39	744	42	676	47	624	51	561	56
	Tap T2**	1,160	27	1,128	28	1,094	29	1,049	30	1,004	31	950	33	877	36	814	39
	Tap T3	1,292	24	1,258	25	1,216	26	1,178	27	1,124	28	1,077	29	1,022	31	963	33
	Tap T4*	1,436	22	1,400	23	1,363	23	1,324	24	1,275	25	1,226	26	1,179	27	1,125	28
	Tap T5	1,570	20	1,535	21	1,494	21	1,458	22	1,416	22	1,372	23	1,322	24	1,273	25
036K	Tap T1	1166	27	1124	28	1077	29	1018	31	954	33	903	35	825	38	764	41
	Tap T2**	1289	25	1,252	25	1210	26	1161	27	1120	28	1071	30	1013	31	954	33
	Tap T3	1460	22	1,415	22	1385	23	1335	24	1275	25	1,225	26	1,170	27	1120	28
	Tap T4*	1618	20	1,580	20	1543	20	1508	21	1478	21	1,443	22	1,388	23	1,345	23
	Tap T5	1635	19	1,598	20	1560	20	1527	21	1500	21	1,467	22	1,412	22	1,370	23
042K	Tap T1	1,342	24	1,301	24	1,260	25	1,221	26	1,181	27	1,139	28	1,100	29	1,055	30
	Tap T2**	1,507	21	1,465	22	1,425	22	1,388	23	1,349	23	1,310	24	1,262	25	1,227	26
	Tap T3	1,759	18	1,724	18	1,690	19	1,650	19	1,613	20	1,571	20	1,532	21	1,488	21
	Tap T4*	1,928	16	1,891	17	1,857	17	1,819	17	1,778	18	1,740	18	1,705	19	1,664	19
	Tap T5	2,047	15	2,015	16	1,982	16	1,950	16	1,912	17	1,881	17	1,836	17	1,795	18
048K	Tap T1	1,491	21	1,445	22	1,410	22	1,364	23	1,327	24	1,285	25	1,244	25	1,195	26
	Tap T2**	1,623	19	1,580	20	1,546	20	1,499	21	1,454	22	1,416	22	1,368	23	1,336	24
	Tap T3	1,736	18	1,702	19	1,668	19	1,631	19	1,594	20	1,550	20	1,508	21	1,465	22
	Tap T4*	1,878	17	1,839	17	1,806	17	1,768	18	1,726	18	1,690	19	1,657	19	1,609	20
	Tap T5	2,027	16	1,991	16	1,963	16	1,932	16	1,890	17	1,854	17	1,807	17	1,766	18
060K	Tap T1	1,382	23	1,341	24	1,298	24	1,267	25	1,232	26	1,185	27	1,151	27	1,116	28
	Tap T2**	1,512	21	1,459	22	1,443	22	1,400	23	1,367	23	1,335	24	1,298	24	1,271	25
	Tap T3	1,734	18	1,700	19	1,670	19	1,642	19	1,606	20	1,575	20	1,543	20	1,509	21
	Tap T4*	2,006	16	1,981	16	1,946	16	1,914	17	1,885	17	1,844	17	1,813	17	1,776	18
	Tap T5	2,147	15	2,124	15	2,097	15	2,060	15	2,022	16	1,988	16	1,954	16	1,916	16

NOTES

Temperature rises shaded gray are for reference only. These conditions are not recommended.

* Denotes factory set cooling speed

** Denotes factory set electric heating speed

Conversion	
KW/h to Btu/h	3412.1
KW/h	Btu/h
5	17060.7
8	27297.1
10	34121.4
15	51182.1
20	68242.8

Heat rise

$$\text{Btu/h} = \text{CFM} \times \Delta T \times 1.08$$

$$\Delta T = (\text{Btu/h}) / (\text{CFM} \times 1.08)$$

COOLING EXPANDED RATINGS

P94RD-024K

CFM	O.D.T.	I.W.B.	65°F			75°F			85°F			95°F			105°F			115°F		
	E.D.B.	E.W.B.	T.C.	S.C.	K.W.	T.C.	S.C.	K.W.	T.C.	S.C.	K.W.	T.C.	S.C.	K.W.	T.C.	S.C.	K.W.	T.C.	S.C.	K.W.
750	80	62	25.2	21.0	1.39	23.7	20.3	1.54	22.2	19.5	1.71	20.4	18.7	1.90	18.4	17.6	2.08	16.3	16.3	2.28
	80	67	27.2	17.9	1.38	25.7	17.1	1.54	24.1	16.3	1.73	22.4	15.6	1.91	20.2	14.6	2.11	17.9	13.6	2.31
	80	72	29.2	14.6	1.35	27.7	13.9	1.53	25.9	13.1	1.72	24.0	12.2	1.92	22.1	11.5	2.13	19.8	10.5	2.34
	75	62	24.6	17.8	1.39	23.4	17.1	1.54	21.8	16.3	1.71	20.0	15.4	1.90	18.0	14.4	2.08	15.8	13.4	2.27
	75	67	26.7	14.6	1.38	25.2	13.9	1.54	23.7	13.1	1.73	22.0	12.3	1.91	19.9	11.4	2.11	17.6	10.3	2.31
850	80	62	25.8	22.2	1.39	24.4	21.5	1.54	22.7	20.7	1.71	20.8	19.8	1.90	18.8	18.6	2.09	16.8	16.9	2.29
	80	67	27.8	18.7	1.37	26.3	18.0	1.54	24.6	17.2	1.72	22.8	16.4	1.91	20.6	15.4	2.11	18.3	14.4	2.31
	80	72	29.8	15.2	1.34	28.2	14.5	1.53	26.3	13.6	1.72	24.4	12.7	1.92	22.5	12.0	2.13	20.2	11.0	2.35
	75	62	25.2	18.6	1.39	24.0	18.0	1.54	22.3	17.2	1.71	20.4	16.3	1.90	18.3	15.3	2.09	16.1	14.0	2.28
	75	67	27.2	15.2	1.37	25.6	14.4	1.54	24.2	13.7	1.72	22.4	12.9	1.91	20.2	11.9	2.11	17.9	10.8	2.31
950	80	62	26.2	23.4	1.38	24.8	22.6	1.54	23.1	21.8	1.71	21.2	20.8	1.90	19.3	19.3	2.09	17.3	17.3	2.29
	80	67	28.3	19.6	1.36	26.7	18.7	1.54	25.1	18.0	1.72	23.2	17.3	1.91	20.9	16.2	2.12	18.5	15.3	2.32
	80	72	30.2	15.7	1.33	28.6	14.9	1.52	26.7	14.0	1.71	24.7	13.1	1.92	22.8	12.4	2.14	20.4	11.5	2.35
	75	62	25.7	19.5	1.38	24.4	18.9	1.54	22.7	18.1	1.71	20.8	17.1	1.90	18.6	16.2	2.09	16.3	15.0	2.28
	75	67	27.6	15.7	1.37	26.0	14.9	1.54	24.6	14.1	1.72	22.8	13.4	1.91	20.5	12.4	2.11	18.1	11.3	2.31

P94RD-030K

CFM	O.D.T.	I.W.B.	65°F			75°F			85°F			95°F			105°F			115°F		
	E.D.B.	E.W.B.	T.C.	S.C.	K.W.	T.C.	S.C.	K.W.	T.C.	S.C.	K.W.	T.C.	S.C.	K.W.	T.C.	S.C.	K.W.	T.C.	S.C.	K.W.
950	80	62	33.2	27.3	2.04	30.8	26.2	2.23	28.2	24.8	2.44	25.3	23.5	2.65	22.3	21.7	2.89	19.4	19.4	3.16
	80	67	36.1	23.4	2.02	33.4	21.9	2.22	30.9	20.8	2.44	28.0	19.4	2.67	24.7	18.0	2.93	21.3	16.4	3.20
	80	72	39.0	19.2	1.99	36.2	17.9	2.21	33.3	16.5	2.43	30.7	15.3	2.68	27.4	13.9	2.95	23.7	12.4	3.25
	75	62	32.3	23.0	2.04	30.1	21.9	2.23	27.5	20.6	2.44	24.7	19.1	2.65	21.6	17.5	2.89	18.3	15.9	3.15
	75	67	35.1	19.0	2.02	32.5	17.6	2.22	30.2	16.5	2.44	27.3	15.1	2.67	24.0	13.6	2.93	20.6	12.0	3.20
1050	80	62	34.5	29.2	1.86	32.0	28.1	2.05	29.3	26.5	2.26	26.4	25.3	2.48	23.3	23.3	2.72	20.6	20.6	2.99
	80	67	37.4	24.9	1.84	34.7	23.4	2.05	32.1	22.3	2.27	29.0	20.9	2.50	25.7	19.5	2.76	22.2	17.8	3.03
	80	72	40.2	20.4	1.81	37.3	19.0	2.03	34.4	17.7	2.26	31.8	16.5	2.51	28.4	15.1	2.78	24.7	13.5	3.08
	75	62	33.5	24.6	1.86	31.3	23.5	2.06	28.6	22.2	2.26	25.7	20.6	2.48	22.5	19.0	2.72	19.2	17.4	2.98
	75	67	36.4	20.2	1.84	33.7	18.8	2.05	31.4	17.7	2.27	28.3	16.2	2.50	25.0	14.7	2.76	21.5	13.1	3.03
1150	80	62	36.1	31.5	1.56	33.6	30.4	1.76	30.8	29.1	1.97	27.8	27.3	2.19	25.1	25.1	2.43	22.1	22.1	2.71
	80	67	39.0	26.8	1.54	36.3	25.4	1.75	33.6	24.3	1.97	30.5	22.9	2.21	27.1	21.4	2.46	23.5	19.7	2.74
	80	72	41.8	22.0	1.51	38.9	20.7	1.73	35.9	19.1	1.96	33.3	18.1	2.21	29.8	16.6	2.49	26.0	15.1	2.78
	75	62	35.2	26.6	1.56	32.9	25.5	1.76	30.1	24.1	1.97	27.1	22.6	2.19	23.9	20.9	2.43	20.5	19.3	2.69
	75	67	37.9	21.8	1.54	35.2	20.3	1.75	32.9	19.3	1.97	29.8	17.8	2.21	26.4	16.3	2.46	22.8	14.6	2.74

P94RD-036K

CFM	O.D.T.	I.W.B.	65°F			75°F			85°F			95°F			105°F			115°F		
	E.D.B.	E.W.B.	T.C.	S.C.	K.W.	T.C.	S.C.	K.W.	T.C.	S.C.	K.W.	T.C.	S.C.	K.W.	T.C.	S.C.	K.W.	T.C.	S.C.	K.W.
1150	80	62	39.9	34.5	2.30	37.4	33.1	2.55	34.8	32.1	2.81	31.9	30.8	3.10	28.9	28.7	3.43	26.2	26.2	3.80
	80	67	43.2	29.0	2.33	40.7	28.0	2.58	38.0	26.7	2.85	35.1	25.3	3.15	32.0	24.0	3.48	28.6	22.7	3.85
	80	72	46.1	23.4	2.36	43.5	22.3	2.61	41.2	21.2	2.89	38.4	20.2	3.20	35.3	18.8	3.54	31.9	17.4	3.92
	75	62	39.3	29.1	2.30	36.9	27.8	2.55	34.2	26.4	2.81	31.3	25.3	3.10	28.3	23.7	3.43	24.9	22.3	3.79
	75	67	42.2	23.5	2.33	40.0	22.5	2.58	37.4	21.3	2.85	34.5	20.0	3.15	31.4	18.5	3.48	28.0	16.9	3.85
1250	80	62	40.6	36.0	2.28	38.1	34.6	2.53	35.4	33.4	2.79	32.4	32.0	3.08	29.7	29.8	3.41	26.9	26.9	3.78
	80	67	43.7	30.2	2.31	41.4	29.0	2.56	38.6	27.8	2.83	35.7	26.4	3.13	32.5	25.2	3.46	29.1	23.6	3.83
	80	72	46.7	24.1	2.34	44.1	22.9	2.59	41.7	22.0	2.87	38.9	20.9	3.18	35.8	19.5	3.52	32.3	18.2	3.90
	75	62	40.0	30.3	2.28	37.5	29.0	2.53	34.8	27.8	2.79	31.8	26.5	3.08	28.7	25.0	3.41	25.3	23.3	3.77
	75	67	42.8	24.2	2.31	40.6	23.3	2.56	38.0	22.1	2.83	35.0	20.8	3.13	31.8	19.3	3.46	28.4	17.7	3.83
1350	80	62	41.2	37.5	2.25	38.7	36.0	2.50	35.9	35.2	2.76	33.1	32.9	3.06	30.5	30.5	3.39	27.5	27.6	3.76
	80	67	44.4	31.2	2.28	41.9	30.2	2.53	39.2	29.0	2.81	36.2	27.5	3.11	32.9	26.4	3.44	29.4	25.0	3.80
	80	72	47.2	24.8	2.31	44.6	23.6	2.56	42.2	22.7	2.84	39.5	21.6	3.16	36.2	20.3	3.50	32.7	18.9	3.87
	75	62	40.6	31.4	2.26	38.1	30.1	2.50	35.3	28.9	2.76	32.3	27.5	3.05	29.1	25.9	3.38	25.6	24.5	3.74
	75	67	43.3	24.9	2.28	41.3	24.0	2.53	38.6	22.9	2.81	35.6	21.5	3.10	32.3	20.0	3.43	28.8	18.5	3.80

COOLING EXPANDED RATINGS (CONTINUED)

P94RD-042K

CFM	O.D.T.	I.W.B.	65°F			75°F			85°F			95°F			105°F			115°F		
	E.D.B.	E.W.B.	T.C.	S.C.	K.W.	T.C.	S.C.	K.W.	T.C.	S.C.	K.W.	T.C.	S.C.	K.W.	T.C.	S.C.	K.W.	T.C.	S.C.	K.W.
1450	80	62	44.1	37.5	2.62	41.9	36.5	2.86	39.6	35.4	3.13	37.0	34.2	3.44	34.2	32.9	3.79	31.2	31.1	4.16
	80	67	48.0	31.8	2.63	45.5	30.6	2.87	43.0	29.4	3.14	40.4	28.3	3.46	37.5	27.0	3.82	34.3	25.6	4.20
	80	72	51.7	25.9	2.63	49.0	24.7	2.88	46.2	23.4	3.16	43.4	22.1	3.47	40.9	21.2	3.83	37.6	19.8	4.22
	75	62	43.6	31.6	2.62	41.4	30.7	2.86	39.1	29.6	3.13	36.5	28.3	3.44	33.7	26.9	3.79	30.7	25.5	4.17
	75	67	47.1	25.8	2.63	44.7	24.7	2.87	42.5	23.6	3.15	39.9	22.4	3.46	37.0	21.1	3.82	33.8	19.7	4.20
1625	80	62	45.1	39.6	2.62	42.8	38.4	2.86	40.3	37.2	3.13	37.6	36.2	3.44	34.8	34.5	3.79	32.3	32.3	4.18
	80	67	48.9	33.3	2.63	46.3	32.0	2.87	43.8	30.8	3.15	41.1	29.8	3.47	38.1	28.4	3.82	34.8	27.1	4.21
	80	72	52.6	26.8	2.64	49.8	25.5	2.88	47.0	24.2	3.16	44.0	22.9	3.47	41.5	22.0	3.83	38.2	20.6	4.22
	75	62	44.5	32.9	2.62	42.3	32.2	2.86	39.8	31.0	3.13	37.1	29.7	3.45	34.2	28.4	3.79	31.2	26.6	4.17
	75	67	48.0	26.8	2.63	45.5	25.6	2.87	43.2	24.5	3.15	40.6	23.3	3.47	37.6	22.0	3.82	34.3	20.6	4.21
1700	80	62	45.4	40.3	2.63	43.1	39.2	2.86	40.6	38.1	3.13	37.9	36.9	3.45	35.1	35.0	3.80	32.7	32.7	4.18
	80	67	49.2	33.8	2.63	46.6	32.6	2.87	44.2	31.5	3.15	41.4	30.4	3.47	38.3	29.0	3.82	35.0	27.7	4.21
	80	72	52.9	27.2	2.64	50.1	25.9	2.88	47.2	24.6	3.16	44.2	23.3	3.47	41.7	22.3	3.83	38.4	21.0	4.22
	75	62	44.6	33.7	2.62	42.6	32.8	2.86	40.1	31.6	3.14	37.4	30.3	3.45	34.4	29.1	3.79	31.4	27.4	4.17
	75	67	48.3	27.2	2.63	45.7	25.9	2.87	43.5	24.9	3.15	40.8	23.8	3.47	37.8	22.4	3.82	34.5	20.9	4.21

P94RD-048K

CFM	O.D.T.	I.W.B.	65°F			75°F			85°F			95°F			105°F			115°F		
	E.D.B.	E.W.B.	T.C.	S.C.	K.W.	T.C.	S.C.	K.W.	T.C.	S.C.	K.W.	T.C.	S.C.	K.W.	T.C.	S.C.	K.W.	T.C.	S.C.	K.W.
1450	80	62	49.6	40.5	3.26	46.7	39.1	3.54	43.7	37.5	3.86	40.5	36.1	4.22	37.1	34.4	4.62	33.3	32.3	5.06
	80	67	54.3	34.4	3.29	51.4	33.0	3.57	48.3	31.6	3.90	45.1	30.2	4.28	41.5	28.5	4.69	37.5	26.8	5.13
	80	72	58.4	27.7	3.30	55.5	26.1	3.59	52.3	25.1	3.92	48.9	23.7	4.29	45.3	22.1	4.70	41.3	20.6	5.14
	75	62	49.2	34.5	3.27	46.2	33.0	3.55	43.2	31.5	3.86	40.1	29.8	4.22	36.6	28.1	4.62	32.9	26.3	5.06
	75	67	53.8	28.2	3.29	50.9	26.8	3.57	47.9	25.3	3.90	44.8	24.0	4.27	41.1	22.3	4.68	37.0	20.5	5.13
1580	80	62	51.5	43.2	2.97	48.5	41.7	3.25	45.4	40.4	3.58	42.1	38.8	3.94	38.6	37.0	4.34	35.0	34.9	4.77
	80	67	56.2	36.6	3.00	53.3	35.2	3.28	50.1	33.8	3.61	46.8	32.3	3.99	43.1	30.7	4.40	39.0	28.9	4.84
	80	72	60.4	29.6	3.01	57.2	28.3	3.30	54.0	26.8	3.63	50.6	25.3	4.00	46.9	23.8	4.41	42.8	22.3	4.86
	75	62	51.1	36.8	2.98	48.1	35.4	3.26	44.9	33.6	3.58	41.7	32.0	3.94	38.2	30.2	4.34	34.4	28.3	4.77
	75	67	55.8	30.0	3.00	52.7	28.6	3.29	49.6	27.2	3.61	46.3	25.7	3.98	42.7	24.0	4.40	38.5	22.2	4.84
1750	80	62	54.1	46.9	2.50	51.0	45.3	2.78	47.8	44.1	3.10	44.5	42.4	3.46	40.9	40.5	3.86	37.7	37.7	4.31
	80	67	59.0	39.9	2.53	55.8	38.4	2.81	52.7	36.9	3.14	49.2	35.5	3.52	45.4	33.9	3.93	41.2	32.1	4.37
	80	72	63.0	32.2	2.54	59.7	30.8	2.83	56.4	29.4	3.16	53.1	28.0	3.53	49.3	26.5	3.94	45.0	24.7	4.38
	75	62	53.7	40.0	2.51	50.6	38.4	2.79	47.4	36.8	3.10	44.0	35.1	3.46	40.4	33.5	3.86	36.5	31.6	4.30
	75	67	58.5	32.7	2.53	55.3	31.3	2.82	52.1	29.8	3.14	48.7	28.2	3.51	45.0	26.6	3.93	40.7	24.9	4.37

P94RD-060K

CFM	O.D.T.	I.W.B.	65°F			75°F			85°F			95°F			105°F			115°F		
	E.D.B.	E.W.B.	T.C.	S.C.	K.W.	T.C.	S.C.	K.W.	T.C.	S.C.	K.W.	T.C.	S.C.	K.W.	T.C.	S.C.	K.W.	T.C.	S.C.	K.W.
1500	80	62	65.2	52.1	3.55	61.5	50.3	3.94	57.3	48.4	4.36	52.9	46.0	4.82	48.2	43.9	5.35	43.3	41.4	5.95
	80	67	70.6	44.9	3.59	66.4	42.8	3.96	62.3	40.8	4.39	57.6	38.6	4.86	52.6	36.5	5.41	47.4	34.3	6.01
	80	72	76.3	37.4	3.61	71.9	35.5	4.00	67.3	33.4	4.41	62.0	31.2	4.88	57.0	29.0	5.43	51.4	26.8	6.04
	75	62	64.2	44.7	3.55	60.5	42.8	3.94	56.3	40.8	4.36	51.9	38.7	4.82	47.3	36.4	5.35	42.4	34.0	5.95
	75	67	69.9	37.8	3.59	65.2	35.4	3.96	61.3	33.5	4.39	56.7	31.4	4.86	51.6	29.0	5.41	46.4	26.8	6.01
1700	80	62	66.4	54.6	3.75	62.6	52.8	4.13	58.1	51.0	4.56	53.5	48.8	5.02	48.6	46.3	5.54	43.7	43.0	6.15
	80	67	72.0	46.7	3.78	67.5	44.4	4.16	63.3	42.5	4.58	58.4	40.1	5.06	53.1	38.3	5.60	47.7	35.9	6.20
	80	72	77.0	38.2	3.81	72.5	36.2	4.19	67.8	34.2	4.61	63.0	32.0	5.08	57.6	29.9	5.63	51.7	27.4	6.24
	75	62	65.4	46.5	3.74	61.5	44.5	4.13	57.2	42.6	4.56	52.6	40.3	5.02	47.6	38.0	5.54	42.7	35.6	6.15
	75	67	70.8	38.6	3.78	66.5	36.4	4.16	61.9	34.2	4.58	57.4	32.1	5.06	52.2	29.9	5.61	46.7	27.6	6.20
1900	80	62	67.2	56.7	4.00	63.1	54.9	4.38	58.5	52.2	4.81	53.7	50.9	5.27	48.7	47.9	5.80	44.3	44.3	6.41
	80	67	72.6	48.0	4.04	68.2	45.8	4.42	63.7	43.8	4.84	58.7	41.8	5.32	53.3	39.5	5.86	47.7	37.2	6.45
	80	72	77.9	39.0	4.06	73.3	36.9	4.45	68.2	34.6	4.86	63.2	32.5	5.34	57.7	30.3	5.89	51.7	28.0	6.49
	75	62	66.0	47.8	3.99	62.0	45.9	4.38	57.5	44.0	4.81	52.7	41.8	5.27	47.6	39.5	5.80	42.5	35.8	6.40
	75	67	71.3	39.1	4.03	66.9	37.0	4.42	62.6	34.9	4.83	57.6	32.7	5.31	52.1	30.5	5.86	46.7	28.0	6.45



GENERAL TERMS OF LIMITED WARRANTY

Nortek Global HVAC LLC will furnish a replacement for any part of this product which fails in normal use and service within the terms and conditions of the warranty.

For complete details of the Limited Warranty, including applicable terms and conditions, see your local installer or contact the Nortek Global HVAC LLC warranty department for a copy.

Before purchasing this appliance, read important energy cost and efficiency information available from your retailer. Specifications and illustrations subject to change without notice and without incurring obligations. Printed in U.S.A (05/2022)