



The new degree of comfort®



Residential Electric  
Professional *Prestige* ProTerra  
Hybrid Water Heaters

## Professional *Prestige*® ProTerra Hybrid Electric with LeakGuard™ is the most efficient water heater available

### Efficiency

- Up to 4.0 UEF reduces operating cost
- ENERGY STAR® rated

### Performance

- Delivers hot water faster than most standard electric water heaters
- Ambient operating range: 37-145° F is widest in class, offering more days of HP operation annually; designed to meet Northern Climate Spec (Tier 4)

### Easy Installation

- Easy access side connections
- Quick access to electrical junction box
- Easily replaces a standard electric water heater

### Integration

- LED Screen with built-in water sensor alert with audible alarm<sup>1</sup>
- Integrated EcoNet® WiFi-connected<sup>2</sup> technology and free mobile app gives users control over water heater, allowing for customizable temperature, vacation settings, energy savings and system monitoring at home or away. Visit Rheem.com/hybridsolutions



- Integrated leak detection and prevention system with factory installed auto water shut-off valve limits leaks to no more than 20 ounces of water<sup>1, 3</sup>
- LeakSense™ Built-in Leak Detection System detects any leak large or small, internal or external<sup>1, 4</sup>

### Operation Modes

- Energy Saver
- Heat Pump
- High Demand
- Electric
- Vacation/Away: 2-28 days (or placed on hold indefinitely)

### Plus...

- Premium grade anode rod with resistor extends the life of the tank
- 3/4" NPT water inlet and outlet; 3/4" condensate drain connections
- Incoloy stainless steel resistor elements
- Dry-fire protection
- Easy access, top mounted washable air filter
- 2" Non-CFC foam insulation
- Enhanced flow brass drain valve
- Temperature and pressure relief valve installed
- Design certified to NSF/ANSI 372 (Lead Content)

### Warranty

- 10-Year limited tank and parts warranty  
See Residential Warranty Certificate for complete information

Units meet or exceed ANSI requirements and have been tested according to D.O.E. procedures. Units meet or exceed the energy efficiency requirements of NAECA, ASHRAE standard 90, ICC Code and all state energy efficiency performance criteria.



## Professional *Prestige* ProTerra Hybrid

40, 50, 65 and 80-Gallon Capacities  
208-240 Volt / 1 PH Electric



LEED Points = 3

<sup>1</sup>Available with select models. <sup>2</sup>WiFi broadband internet connection required. <sup>3</sup>Source: Rheem Leak-Sensing Data; testing under a vacuum lock using 50-gallon tank, no expansion tank, average tank pressure of 40 psi, assuming no additional faucets are opened. <sup>4</sup>Water leaks from the heater only, as tested across scenarios including a minimum of 5.5mL/hr volume leak rate, using most common installation scenarios.

See specifications chart on next page.

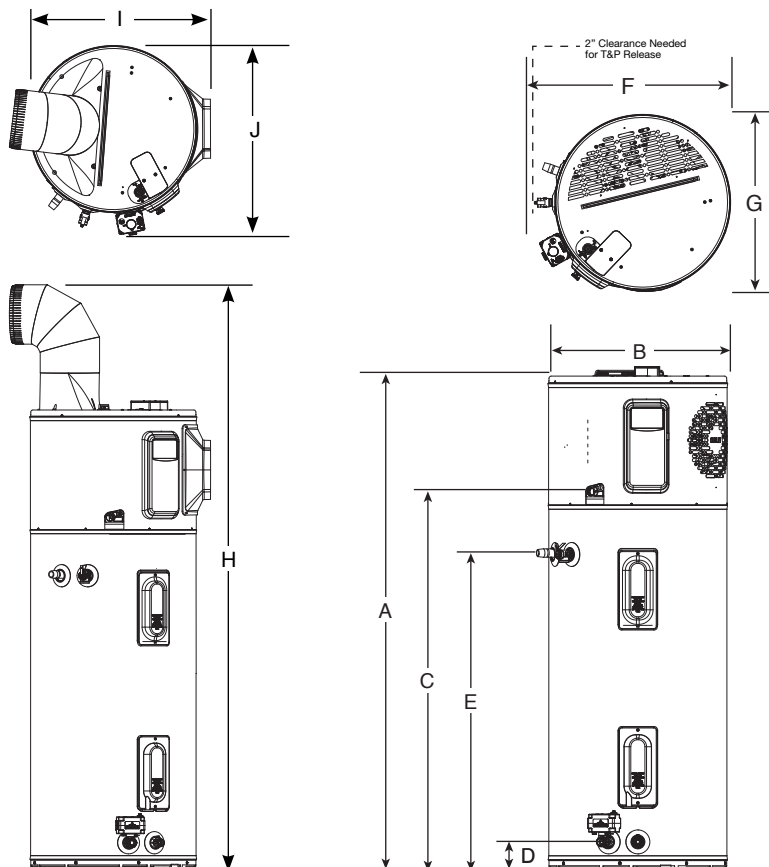


INTEGRATED HOME COMFORT

# Professional Prestige® ProTerra Hybrid Specifications

| DESCRIPTION                              |                       |                     |               |                       | ENERGY INFO                 |                         | FEATURES        |                  |                   |                             |                              | TANK DIMENSIONS<br>(SEE SPACE REQUIREMENTS IN DIAGRAMS BELOW) |         |                |                         |
|--|-----------------------|---------------------|---------------|-----------------------|-----------------------------|-------------------------|-----------------|------------------|-------------------|-----------------------------|------------------------------|---|---------|----------------|-------------------------|
| NOMINAL GALLON CAPACITY                  | RATED GALLON CAPACITY | MODEL NUMBER        | MODEL VARIANT | ELECTRIC BREAKER SIZE | UNIFORM ENERGY FACTOR (UEF) | EST. YEARLY ENERGY COST | ELEMENT WATTAGE | COMPRESSOR BTU/H | SOUND LEVEL (dBA) | UEF FIRST HR. RATING G.P.H. | RECOVERY IN G.P.H 90° F RISE | HEIGHT A  | DIAM. B | UNIT WT. (LBS) | APPROX. SHIP WT. (LBS.) |
| <b>ProTerra with LeakGuard</b>           |                       |                     |               |                       |                             |                         |                 |                  |                   |                             |                              |   |         |                |                         |
| 40                                       | 36                    | PROPH40 T2 RH375-SO | 700646        | 30                    | 3.75                        | \$104                   | 4,500           | 4200             | 49                | 60                          | 26                           | 62-5/16"  | 20-1/4" | 157            | 174                     |
| 50                                       | 45                    | PROPH50 T2 RH375-SO | 700643        | 30                    | 3.75                        | \$104                   | 4,500           | 4200             | 49                | 67                          | 27                           | 61-3/4"   | 22-1/4" | 178            | 218                     |
| 65                                       | 59                    | PROPH65 T2 RH375-SO | 700644        | 30                    | 3.85                        | \$155                   | 4,500           | 4200             | 49                | 75                          | 27                           | 64-3/16"  | 24-1/4" | 225            | 262                     |
| 80                                       | 72                    | PROPH80 T2 RH375-SO | 700645        | 30                    | 4.00                        | \$149                   | 4,500           | 4200             | 49                | 87                          | 27                           | 74-3/16"  | 24-1/4" | 244            | 281                     |
| <b>ProTerra 30 Amp without LeakGuard</b> |                       |                     |               |                       |                             |                         |                 |                  |                   |                             |                              |   |         |                |                         |
| 40                                       | 36                    | PROPH40 T2 RH375-30 | 700470        | 30                    | 3.75                        | \$104                   | 4,500           | 4200             | 49                | 60                          | 27                           | 62-5/16"  | 20-1/4" | 157            | 174                     |
| 50                                       | 45                    | PROPH50 T2 RH375-30 | 700467        | 30                    | 3.75                        | \$104                   | 4,500           | 4200             | 49                | 67                          | 27                           | 61-3/4"   | 22-1/4" | 178            | 218                     |
| 65                                       | 59                    | PROPH65 T2 RH375-30 | 700468        | 30                    | 3.85                        | \$155                   | 4,500           | 4200             | 49                | 75                          | 27                           | 64-3/16"  | 24-1/4" | 225            | 262                     |
| 80                                       | 72                    | PROPH80 T2 RH375-30 | 700469        | 30                    | 4.00                        | \$149                   | 4,500           | 4200             | 49                | 87                          | 27                           | 74-3/16"  | 24-1/4" | 244            | 281                     |
| <b>ProTerra 15 Amp without LeakGuard</b> |                       |                     |               |                       |                             |                         |                 |                  |                   |                             |                              |   |         |                |                         |
| 40                                       | 36                    | PROPH40 T2 RH375-15 | 700497        | 15                    | 3.45                        | \$78                    | 2,250           | 4200             | 49                | 46                          | 16                           | 62-5/16"  | 20-1/4" | 157            | 174                     |
| 50                                       | 45                    | PROPH50 T2 RH375-15 | 700494        | 15                    | 3.75                        | \$104                   | 2,250           | 4200             | 49                | 54                          | 16                           | 61-3/4"   | 22-1/4" | 178            | 218                     |
| 65                                       | 59                    | PROPH65 T2 RH375-15 | 700495        | 15                    | 3.55                        | \$110                   | 2,250           | 4200             | 49                | 54                          | 16                           | 64-3/16"  | 24-1/4" | 225            | 262                     |
| 80                                       | 72                    | PROPH80 T2 RH375-15 | 700496        | 15                    | 3.70                        | \$105                   | 2,250           | 4200             | 49                | 67                          | 16                           | 74-3/16"  | 24-1/4" | 244            | 281                     |

Estimated energy cost based on a national average electricity cost of \$0.12 /kWh. Uniform Energy Factor and rated gallon capacity based on Department of Energy (DOE) requirements. All units have integrated WiFi control board.

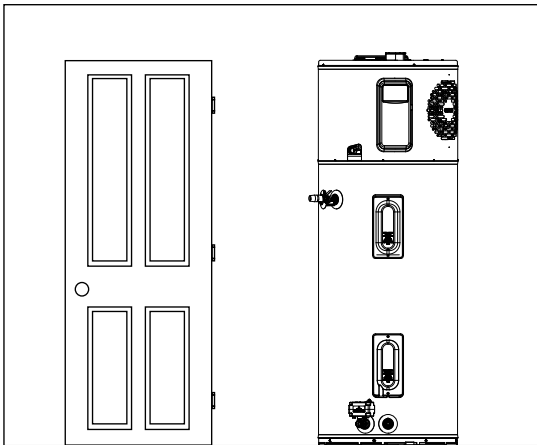


| DESCRIPTION             |              | DIMENSIONS (SHOWN IN INCHES) |        |    |       |        |        |        |        |        |         |
|-------------------------|--------------|------------------------------|--------|----|-------|--------|--------|--------|--------|--------|---------|
| NOMINAL GALLON CAPACITY | MODEL NUMBER | A                            | B      | C  | D     | E      | F      | G      | H      | I      | J       |
| 40                      | PROPH40      | 62-5/16                      | 20-1/4 | 47 | 3-5/8 | 39-5/8 | 23-3/8 | 20-1/2 | 78-7/8 | 22-3/8 | 23-1/4  |
| 50                      | PROPH50      | 61-3/4                       | 22-1/4 | 47 | 3-5/8 | 39-5/8 | 25-3/8 | 22-1/2 | 78-5/8 | 24-3/8 | 25-9/16 |
| 65                      | PROPH65      | 64-3/16                      | 24-1/4 | 49 | 3-7/8 | 42-3/8 | 27-1/2 | 24-5/8 | 81-1/8 | 26-1/2 | 27-3/8  |
| 80                      | PROPH80      | 74-3/16                      | 24-1/4 | 59 | 3-7/8 | 52-3/8 | 27-1/2 | 24-5/8 | 91     | 26-1/2 | 27-3/8  |

# Hybrid Water Heater Installation Guidelines to Provide Optimal Efficiency

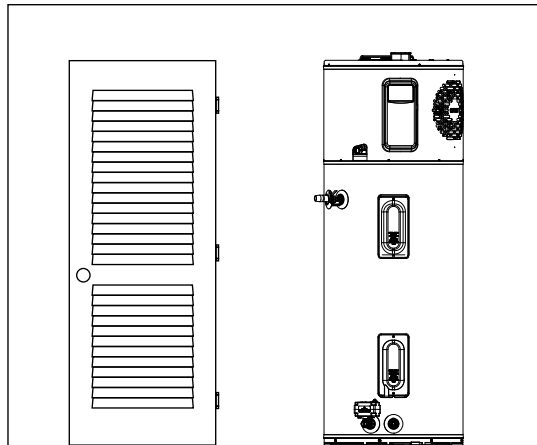
## Heater: Not Ducted

Room size: Larger than 700 ft<sup>3</sup> (e.g. 7' x 10' x 10').  
 Requirements: No additional ventilation needed.



## Heater: Not Ducted

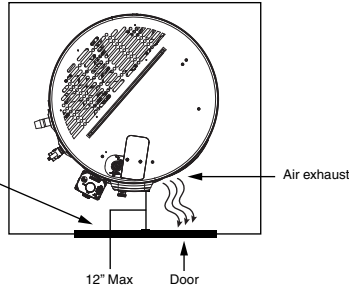
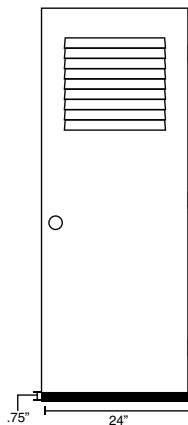
Room size: Smaller than 700 ft<sup>3</sup> (e.g. 7' x 10' x 10').  
 Requirements: Full louvered door OR two louvers top and bottom. See below.



## Heater: Not ducted

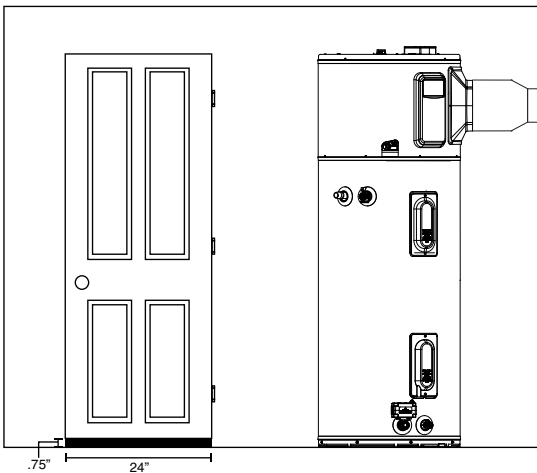
Room: Small Closet

- Requirements:
- \* Air gap under door equal to 18 in<sup>2</sup> (0.75" clearance).
  - \* Louver must be located the same height on door as the air exhaust on heater.
  - \* Heater air exhaust must be positioned towards louver within one foot of door.



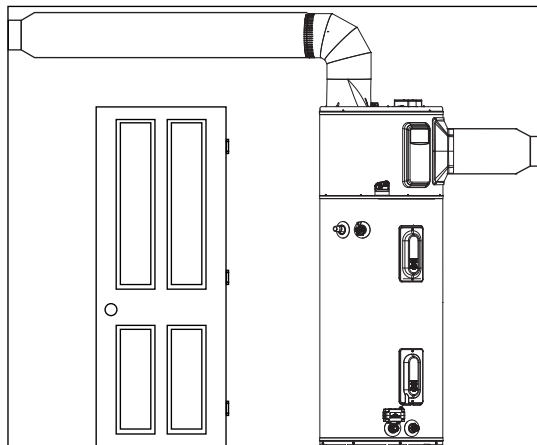
## Heater: Ducted with inlet OR outlet duct

Room size: Any size room  
 Requirements: Air gap under door equal to 18 in<sup>2</sup> (0.75" clearance)



## Heater: Ducted with inlet AND outlet duct

Room size: Any size room  
 Requirements: No additional ventilation needed.





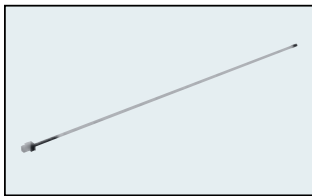
The new degree of comfort®



Residential Electric  
Professional *Prestige ProTerra*  
Hybrid Water Heaters

## Hybrid Accessories List

| PART NUMBER        | DESCRIPTION                              | USE FOR   |
|--------------------|--|---|
| AP19134            | Leak Sensor                              | Automatic detection of internal and external leaks  |
| AP20180            | Shutoff Valve                            | Automatic shut off of water supply to unit  |
| AP21365            | Inlet Duct Adapter                       | Allows for ducting to be connected on the top inlet   |
| AP17829            | Outlet Duct Adapter                      | Allows for ducting to be connected to the unit  |
| SP20882            | Earthquake Isolation Kit                 | Installations in seismic regions  |
| SP20883            | Vibration Isolation Kit                  | Installation on non-concrete floors   |
| SP20884            | 8" Diameter UL Certified Termination Kit | Termination to the outside or to the attic with 8" diameter   |
| SP20885            | 7" Diameter UL Certified Termination Kit | Termination to the outside or to the attic with 7" diameter   |
| SP20886            | 6" Diameter UL Certified Termination Kit | Termination to the outside or to the attic with 6" diameter   |
| SP20887            | 5" Diameter UL Certified Termination Kit | Termination to the outside or to the attic with 5" diameter   |
| SP20888            | 8" Rheem Approved Damper Kit             | Exhaust only to the outside ducting configuration (no inlet duct)   |
| SP20889            | 25' Flexible 8" Diameter Duct Kit        | For up to 25' of ducting  |
| SP20890            | Rigid Elbow Duct Kit                     | Installation in tight places where space needs to be minimized  |
| <b>UPGRADE KIT</b> |  |   |
| SP21111            | Leak Sensor & Shutoff Valve Kit          | Upgrade ProTerra 15 and 30 Amp models to protect your customers home from water damage with leak detection and auto shutoff valve |



AP19134



AP20180



AP21365




AP17829



SP20882



SP20883



SP20884



SP20885



SP20886



SP20887



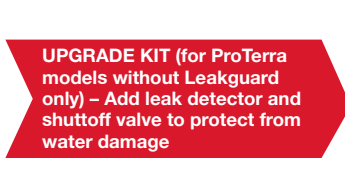
SP20888



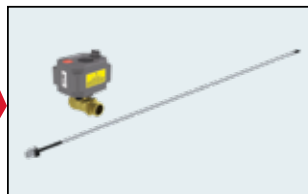
SP20889



SP20890



**UPGRADE KIT (for ProTerra models without Leakguard only) – Add leak detector and shutoff valve to protect from water damage**



SP21111

In keeping with its policy of continuous progress and product improvement, Rheem reserves the right to make changes without notice.

Rheem Water Heating • 1115 Northmeadow Parkway, Suite 100  
Roswell, Georgia 30076 • www.rheem.com

Rheem Canada Ltd./Ltée • 125 Edgeware Road, Unit 1  
Brampton, Ontario L6Y 0P5 • www.rheem.com



INTEGRATED HOME COMFORT