




**BIG FOOT
SYSTEMS**



Fix-it Foot Low

Typical Application

For supporting small pipe work systems, ductwork runs & cable trays.

Dimensional Data & Product Weights

Two sizes of Fix-it Foot Low are available:

Fix-it Foot Low	Length (mm)	Width (mm)	Height (mm)	Weight (Kg)	Part No.
250	250	130	50	1.1	B9043
400	400	130	50	1.7	B9045

Accommodates

40mm x 20mm Aluminium Channel supplied recessed & bonded into the top face of the foot.

Working Conditions

Suitable for internal or external applications in temperatures between -20°C to +80°C

Loading

Maximum recommended load per Fix-it Foot Low:

Fix-it Foot Low	Max. load (Kg)
250	50
400	100

PLEASE NOTE THAT THE FIX-IT FOOT LOW IS SUPPLIED **WITHOUT** ANY FIXINGS OR FITTINGS



**BIG FOOT
SYSTEMS**



Fix-it Foot Low

Rubber Foot

Quality Assurance

Raw materials are selected from ISO9002 registered suppliers

Construction

Pressure moulded using a one or two part mix, utilising milled, sieved & graded Styrene Butadiene Rubber (SBR-Recycled Rubber). Bound using a ratio of high quality moisture curing Polyurethane Pre-Polymer. Manufactured with a built in shrinkage allowance.

Safety Standards

All parts of British Standard BS7188:1989 & BS5696 Part 3:1979
European Standard PR EN 1177
U.S.A. Standard ASTM F 1292-99

Aluminium Channel

Material

Aluminium Alloy 6060 T5 9006/1
Compliant with Normative EX UNI 3569

Dimensions

40mm (wide) x 20mm (deep) in lengths of:
• 235mm recessed into Fix-it Foot 250 Low
• 385mm recessed into Fix-it Foot 400 Low

Chemical Composition

ALLOY	Si	Fe	Cu	Mn	Mg	Cr	Zn	Zr	Ti
6060	0.30 0.60	0.10 0.30	0.10	0.10	0.35 0.60	0.05	0.15	-	0.10

Impurity

Each	Total
0.05	0.15

Mechanical Properties

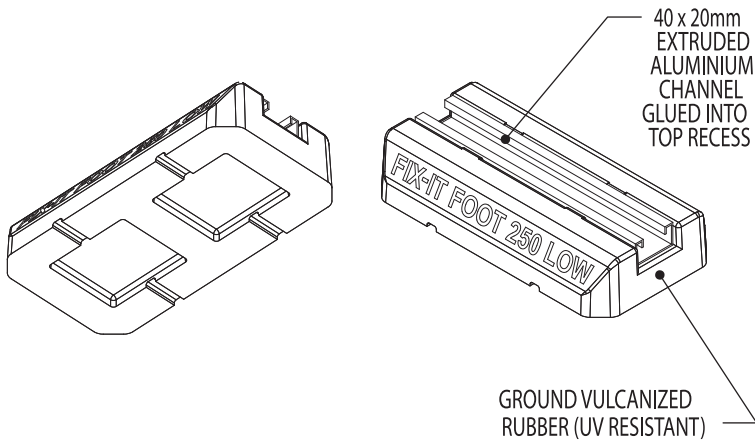
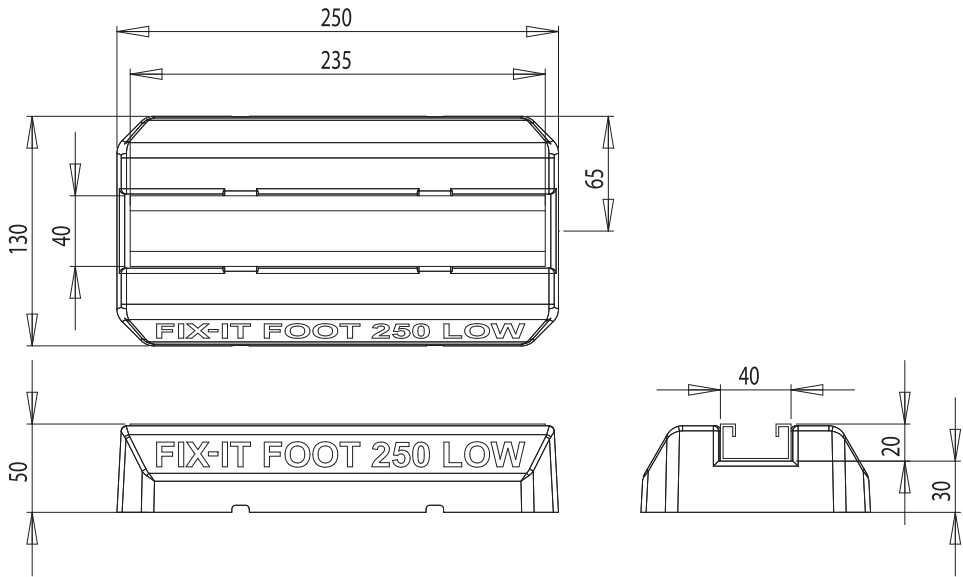
Specification Number A.A.	Physical condition according to UNI 3565	Physical condition according to UNI 8278	Tensile strength at break Rm (N/mm)	Yield point Rp 0.2 (N/mm ²)	Stretching to break point %	Hardness HB
6060	R TaN TaA TA	O T1 T5 T6	140 max 120 185 205	80 max 50 145 165	20 16 11 10	40 max 35 55 60



**BIG FOOT
SYSTEMS**

Fix-it Foot Low 250

Technical Drawing

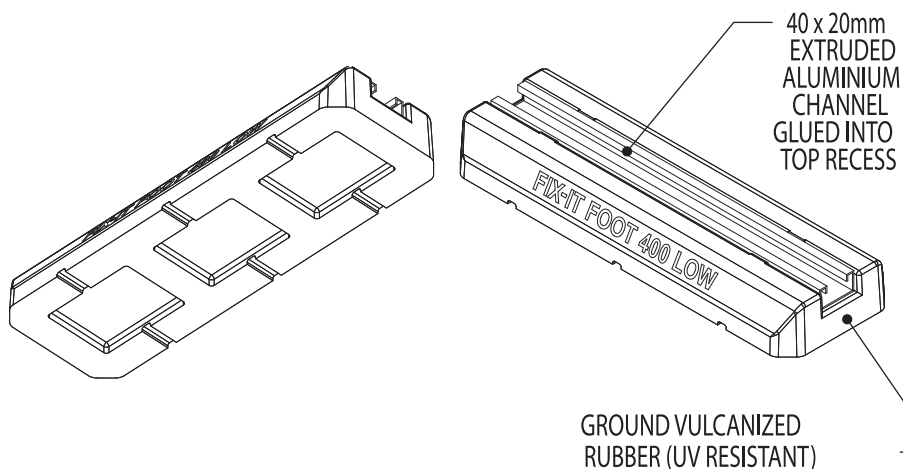
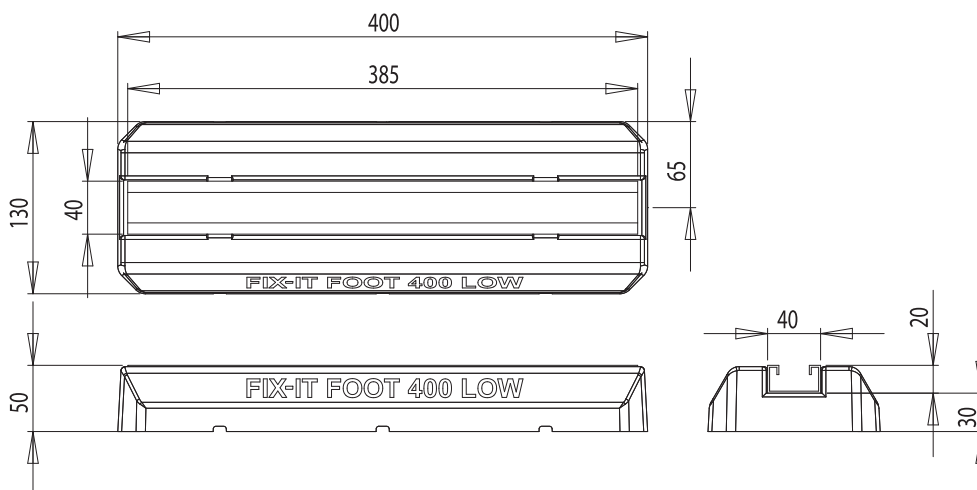




**BIG FOOT
SYSTEMS**

Fix-it Foot Low 400

Technical Drawing



Big Foot Systems takes no responsibility for the condition of the roof on which our equipment is to be used. You must ensure that the substrate on which the Big Foot is intended for use is structurally sound enough to take the weight and point loadings we have indicated. The Big Foot products must be installed in line with the guarantees and recommendations of the manufacturer of the roofing system. The manufacturer of PVC membranes should advise on the susceptibility migration of plasticizers and specific recommendations should be adhered to so that the roof guarantee is not affected.