


Solenoid Valve Piston Type


Hermetic Body Designed to Eliminate Leak Sources

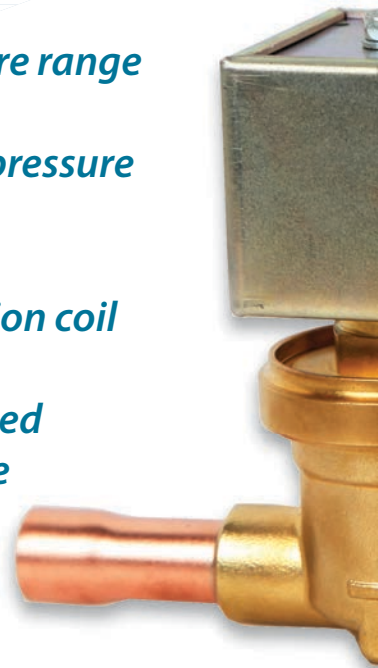


 **Wide refrigerant temperature range**

 **High maximum opening pressure differential (MOPD)**

 **Low energy consumption coil**

 **Coils are double sealed water tight and safe**



SELECTION CRITERIA

Aftermarket Model	Nominal Capacity (tons) ¹⁾				
	R-22	R-134a	R-404A/ R-507	R-407C ²⁾	R-410A
SoV3-2-S	1.96	1.52	1.30	1.88	1.88
SoV3-3-S	1.96	1.52	1.30	1.88	1.88
SoV6-3-S	5.23	4.06	3.47	5.02	5.02
SoV6-4-S	5.23	4.06	3.47	5.02	5.02
SoV10-4-S	12.4	9.63	8.24	11.9	11.9
SoV10-5-S	12.4	9.63	8.24	11.9	11.9
SoV15-5-S	17.0	13.2	11.3	16.3	16.3
SoV15-7-S	17.0	13.2	11.3	16.3	16.3
SoV20-7-S	26.1	20.3	17.3	25.1	25.1
SoV20-9-S	26.1	20.3	17.3	25.1	25.1
SoV22-7-S	39.8	30.9	26.5	38.3	38.3
SoV22-9-S	39.8	30.9	26.5	38.3	38.3
SoV22-11-S	39.8	30.9	26.5	38.3	38.3
Manual Lift Stem					
SoV6-3-S-M	5.23	4.06	3.47	5.02	5.02
SoV6-4-S-M	5.23	4.06	3.47	5.02	5.02
SoV10-5-S-M	12.4	9.63	8.24	11.9	11.9
SoV15-5-S-M	17.0	13.2	11.3	16.3	16.3

Note:

- Nominal working conditions: Liquid temperature 100°F; evaporating temperature 40°F; 3 psi pressure drop (2 psi for R-134a)
- R-407C data based on dew point conditions

SoV 6 3 S M

M = Manual Left Stem
(Omit = Standard Configuration)

Sweat Connections (ODF)

--- Connection Sizes in eighths of an inch

— Size Code

--- Solenoid Valve



Manual Lift Stem